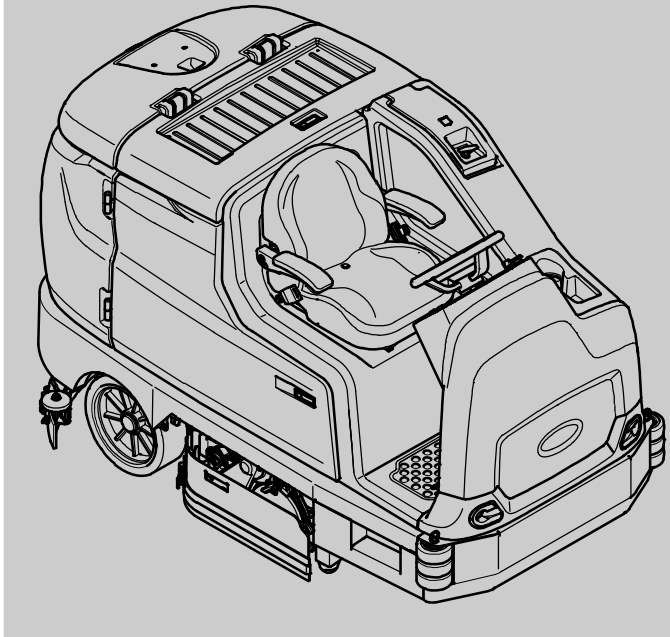





# T17

(Battery)

## Rider Scrubber Parts Manual



*ES<sup>®</sup> Extended Scrub System  
Tennant True<sup>®</sup> Parts  
IRIS<sup>™</sup> a Tennant Technology*



### North America / International

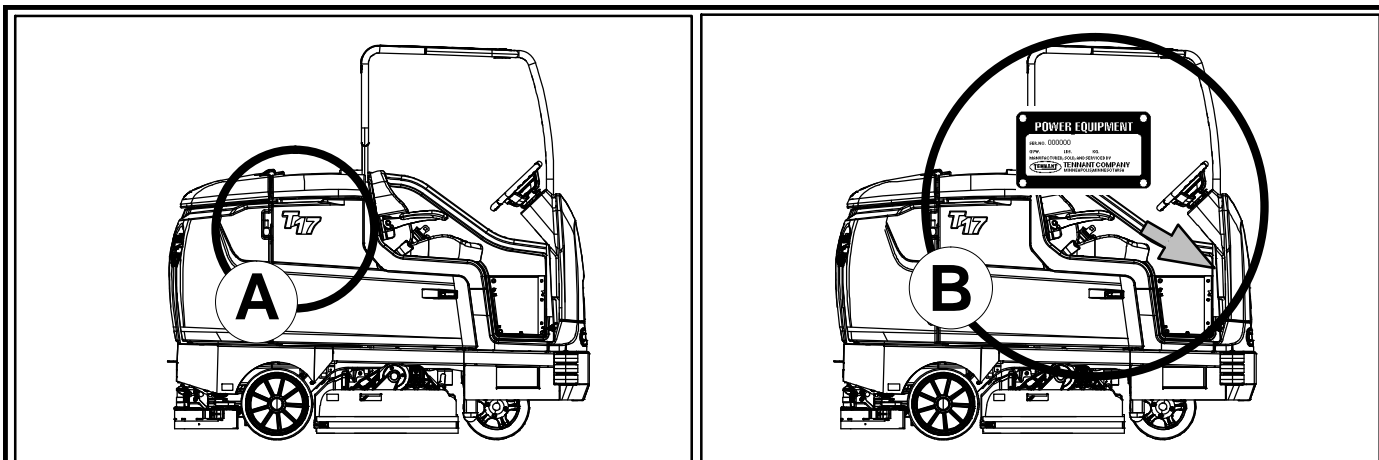


For latest Parts manual or other  
Operator language manual, visit:

[www.tennantco.com/manuals](http://www.tennantco.com/manuals)

9020166  
Rev. 02 (6-2015)





Ref	Part No.	Serial Number	Description	Qty.	
	1	82681	(000000— )	Bracket Wldt, Lpg Mount	1
	2	63810	(000000— )	Latch Assy, Lpg Tank Mtg, W/Nut	4
	3	51839	(000000— )	Nut Adjustable, Lpg Tank Mtg	2
	4	49263	(000000— )	Tie, Cable	3
	5	82556	(000000—001039)	Bracket, Vaporizer	1
	6	54930	(000000— )	Vaporizer, LPG	1

**HOW TO ORDER PARTS – See diagram above**

Only use TENNANT Company supplied or equivalent parts. Parts and supplies may be ordered online, by phone, by fax or by mail.

Follow the steps below to ensure prompt delivery.

1. **(A)** Identify the machine model.
2. **(B)** Identify the machine serial number from the data plate.
3. **(C)** Ensure the proper serial number is used from the parts list.
4. Identify the part number and quantity.  
Do not order by page or reference numbers.
5. Provide your name, company name, customer ID number, billing and shipping address, phone number and purchase order number.
6. Provide detail shipping instructions.

**(D)** ▽ – Identifies an assembly  
▲ – Identifies parts included in assembly

**Please fill out at time of installation for future reference.**

Model No. – \_\_\_\_\_

Serial No. – \_\_\_\_\_

Machine Options – \_\_\_\_\_

Sales Rep. – \_\_\_\_\_

Sales Rep. phone no. – \_\_\_\_\_

Customer ID Number – \_\_\_\_\_

Installation Date – \_\_\_\_\_

**Tennant Company**  
 PO Box 1452  
 Minneapolis, MN 55440  
 Phone: (800) 553-8033 or (763) 513-2850  
 www.tennantco.com

Touch-N-Go, 1-STEP, Dura-Track, SmartRelease, Duramer, are trademarks of Tennant Company.  
 Specifications and parts are subject to change without notice.  
 Copyright © 2014, 2015 TENNANT Company, Printed in U.S.A.

<b>CN</b>	<p><b>如何订购部件 - 参见下表</b>          仅使用 TENNANT 公司提供的或同等部件。部件和供应可以在线订购，通过电话、传真或邮件订购。          请遵循下面的步骤确保及时交付。</p> <ol style="list-style-type: none"> <li>1. <b>(A)</b> 确定机器型号。</li> <li>2. <b>(B)</b> 从数据标签确定机器序列号。</li> <li>3. <b>(C)</b> 确保使用部件列表中的正确序列号。</li> <li>4. 确定部件号和数量。 不要按页面或参考编号订购。</li> <li>5. 提供您的姓名、公司名称、客户 ID 号、付帐和送货地址、 电话号码和采购单编号。</li> <li>6. 提供详细的送货说明。</li> </ol> <hr/> <p><b>(D)</b> ▽ - 确定组件          ▲ - 确定组件中包含的组件</p>	<p><b>请在安装时填写供未来参考。</b></p> <p>型号 - _____</p> <p>序列号 - _____</p> <p>机器选项 - _____</p> <p>销售代表 - _____</p> <p>销售代表电话号码 - _____</p> <p>客户 ID 编号 - _____</p> <p>安装日期 - _____</p>
-----------	------------------------------------------------------------------------------------------------------------------------------------------------------------------------------------------------------------------------------------------------------------------------------------------------------------------------------------------------------------------------------------------------------------------------------------------------------------------	------------------------------------------------------------------------------------------------------------------------------------------------------------------------------

<b>ES</b>	<p><b>CÓMO SOLICITAR PIEZAS - Consulte el diagrama anterior.</b></p> <p>Utilice sólo las piezas suministradas por TENNANT Company o piezas equivalentes. Puede solicitar las piezas a través de internet, por teléfono, por fax o por correo.</p> <p>Siga los siguientes pasos para que la entrega sea rápida.</p> <ol style="list-style-type: none"> <li>1. <b>(A)</b> Indique el modelo de máquina.</li> <li>2. <b>(B)</b> Indique el número de serie de la etiqueta de datos.</li> <li>3. <b>(C)</b> Asegúrese de que indica el número de serie correcto de la lista de piezas.</li> <li>4. Indique la cantidad y el número de la pieza. No realice el pedido indicando el número de página o el de referencia.</li> <li>5. Incluya su nombre, el nombre de la empresa, el ID de cliente, las direcciones de envío y facturación, el número de teléfono y el número del pedido de compra.</li> <li>6. Facilite instrucciones de envío.</li> </ol> <hr/> <p><b>(D)</b> ▽ - identifica un conjunto          ▲ - identifica piezas de un conjunto</p>	<p><b>Rellene estos datos cuando realice la instalación para utilizarlos como referencia en el futuro.</b></p> <p>Nº modelo - _____</p> <p>Nº serie - _____</p> <p>Opciones de la máquina - _____</p> <p>Vendedor - _____</p> <p>Nº teléfono vendedor - _____</p> <p>Nº cliente - _____</p> <p>Fecha de instalación - _____</p>
-----------	-------------------------------------------------------------------------------------------------------------------------------------------------------------------------------------------------------------------------------------------------------------------------------------------------------------------------------------------------------------------------------------------------------------------------------------------------------------------------------------------------------------------------------------------------------------------------------------------------------------------------------------------------------------------------------------------------------------------------------------------------------------------------------------------------------------------------------------------------------------------------------------------------------------------------------------------------------------------------------------------------------------------------------------------------------------------	---------------------------------------------------------------------------------------------------------------------------------------------------------------------------------------------------------------------------------------------------------------------------------------------------------------------------------

<b>FR</b>	<p><b>COMMENT COMMANDER DES PIÈCES DÉTACHÉES - Voir le schéma ci-dessus.</b></p> <p>Utilisez uniquement des pièces fournies par la société TENNANT ou équivalentes. Les pièces et fournitures peuvent être commandées en ligne, par téléphone, fax, ou par courrier.</p> <p>Suivez les étapes ci-dessous pour assurer une livraison rapide.</p> <ol style="list-style-type: none"> <li>1. <b>(A)</b> Identifiez le modèle de la machine.</li> <li>2. <b>(B)</b> Identifiez le numéro de série de la machine, à partir de l'étiquette signalétique.</li> <li>3. <b>(C)</b> Assurez-vous que le numéro de série correct est utilisé à partir de la liste de pièces détachées.</li> <li>4. Identifiez le numéro de pièce et la quantité. Ne commandez pas par page ou numéros de référence.</li> <li>5. Fournissez votre nom, le nom de votre société, votre numéro d'identification de client, l'adresse de facturation et d'expédition, le numéro de téléphone et le numéro du bon de commande.</li> <li>6. Fournissez des instructions d'expédition détaillées.</li> </ol> <hr/> <p><b>(D)</b> ▽ - identifie un assemblage          ▲ - identifie les pièces composant l'assemblage</p>	<p><b>A remplir au moment de l'installation à titre de référence.</b></p> <p>Nº du modèle - _____</p> <p>Nº de série - _____</p> <p>Options de la machine - _____</p> <p>Agent commercial - _____</p> <p>Nº tél. de l'agent commercial - _____</p> <p>Numéro d'identification client - _____</p> <p>Date d'installation - _____</p>
-----------	---------------------------------------------------------------------------------------------------------------------------------------------------------------------------------------------------------------------------------------------------------------------------------------------------------------------------------------------------------------------------------------------------------------------------------------------------------------------------------------------------------------------------------------------------------------------------------------------------------------------------------------------------------------------------------------------------------------------------------------------------------------------------------------------------------------------------------------------------------------------------------------------------------------------------------------------------------------------------------------------------------------------------------------------------------------------------------------------------------------------------------------------------------------------------------------------	-------------------------------------------------------------------------------------------------------------------------------------------------------------------------------------------------------------------------------------------------------------------------------------------------------------------------------------

<b>JP</b>	<p><b>パーツの発注方法 ? 上記の図を参照してください</b>          TENNANT社製のパーツまたは同等品のみをお使いください。          パーツやサプライ品のご注文は、オンライン、電話、FAX、または手紙でお願いいたします。          確実にお届けできるように、以下の情報お知らせください。</p> <ol style="list-style-type: none"> <li>1. <b>(A)</b> 製品のモデル名をお知らせください。</li> <li>2. <b>(B)</b> 製品のデータラベルに印刷されているシリアル番号 をお知らせください。</li> <li>3. <b>(C)</b> パーツリストを参照して、シリアル番号が正しいかご確認 ください。</li> <li>4. パーツ番号と数量をお知らせください。マニュアル/カタログの ページ番号や参照番号でのご注文はご遠慮ください。</li> <li>5. お客様のお名前、会社名、顧客ID番号、請求/発送先住所、 電話番号、注文書番号をお知らせください。</li> <li>6. 発送に関するご希望があれば、明記してください。</li> </ol> <hr/> <p><b>(D)</b> ▽ - アセンブリを示します          ▲ - アセンブリに含まれるパーツを示します</p>	<p><b>後日確認できるように、設置時に記入してください。</b></p> <p>モデルNo. - _____</p> <p>シリアルNo. - _____</p> <p>製品のオプション - _____</p> <p>販売代理店 - _____</p> <p>販売代理店の電話番号 - _____</p> <p>顧客ID番号 - _____</p> <p>設置日 - _____</p>
-----------	----------------------------------------------------------------------------------------------------------------------------------------------------------------------------------------------------------------------------------------------------------------------------------------------------------------------------------------------------------------------------------------------------------------------------------------------------------------------------------------------------------------------------------------------------------------------------------------------------------------------------------------------------------	-----------------------------------------------------------------------------------------------------------------------------------------------------------------------------------------------------



# GENERAL RECOMMENDED MAINTENANCE

NA

## General Recommended Maintenance Items

Ref.	Part No.	Serial Number	Description	Qty.
▽	9020270	(000000-	) Service Kit [T17]	1
▲	1207086	(000000-	) Blade, Front Squeegee 56.6l (Linard)	1
▲	1207087	(000000-	) Blade, Rear Squeegee 60.6l (Linatex)	1
▲	1213211	(000000-	) Blade, Sqge, Side, Linatex	2
▲	1037822	(000000-	) Filter, Panl, Dust, 2.0 X 06.1 X 07.6	1
▲	1206370	(000000-	) Hose Assy, Drain, 3.0 Id 35 L	1
▲	1207661	(000000-	) Hose Assy, Rear Squeegee	1
▲	9020233	(000000-	) Caster Assy, Sq, Rear, Afmkt [T17]	2
▽	9020271	(000000-	) Squeegee Kit, Rear_Side, Linatex [T17]	1
▲	1207086	(000000-	) Blade, Front Squeegee 56.6l (Linard)	1
▲	1207087	(000000-	) Blade, Rear Squeegee 60.6l (Linatex)	1
▲	1213211	(000000-	) Blade, Sqge, Side, Linatex	2
▽	9020272	(000000-	) Squeegee Kit, Rear_Side, Urethane [T17]	1
▲	1208356	(000000-	) Blade, Front Squeegee 56.6l (Urethane)	1
▲	1208357	(000000-	) Blade, Rear Squeegee 60.6l (Urethane)	1
▲	1213266	(000000-	) Blade, Sqge, Side, Ure	2
	1067452	(000000-	) Bag, Vacuum, Paper [1pick=1pkg(=10pc)]	1
	16411	(000000-	) Off Whites/G Acrylic12.8oz[Acm101-00171]	1
	16412	(000000-	) Teal Blue S/G Enamel12.8oz[lcm101-70266]	1
	377540	(000000-	) Paint, Airdry, Blk, 12oz	1
	377538	(000000-	) Paint, Airdry, Gray, 12oz [Enamel]	1
	377537	(000000-	) Iron Gray S/G Enamel12.8oz[lcm101-00517]	1
	361144	(000000-	) Key, Ignition, Sgl	1
▽	9020237	(000000-	) Belt, Kit, Cyl, Afmkt [T17]	2
▲	1204640	(000000-	) Belt, Drive	1
▲	1212849	(000000-	) Tool, Installation, Belt	1



## SECTION 2

Contents	Page
Fig. 1 – Replacement Brushes, Scrub Head . . .	2-2
Fig. 2 – Replacement Brushes, Side Brush and Pre-Sweep . . . . .	2-4
Fig. 3 – Main Frame Group . . . . .	2-6
Fig. 4 – Front Covers and Directional Pedal Group	2-8
Fig. 5 – Steering Group . . . . .	2-10
Fig. 6 – Brake Pedal Group . . . . .	2-12
Fig. 7 – Instrument Panel and Front Electrical Group . . . . .	2-14
Fig. 8 – Seat Group . . . . .	2-16
Fig. 9 – Deluxe Seat Kit . . . . .	2-18
Fig. 10 – Drive Wheel Group . . . . .	2-20
Fig. 11 – Rear Wheels and Brake Group . . . . .	2-22
Fig. 12 – Scrub Head Lift Group . . . . .	2-24
Fig. 13 – Scrub Head and Drive Motor Group, Disk . . . . .	2-26
Fig. 14 – Scrub Head Frame Group, Cylindrical .	2-28
Fig. 15 – Scrub Head Drive Motors Group, Cylindrical . . . . .	2-30
Fig. 16 – Scrub Head Side Squeegee Group, Right Hand . . . . .	2-32
Fig. 17 – Scrub Head Side Squeegee Group, Left Hand . . . . .	2-34
Fig. 18 – Solution Tank Group . . . . .	2-36
Fig. 19 – Solution Supply Group . . . . .	2-38
Fig. 20 – Recovery Tank Group . . . . .	2-40
Fig. 21 – Tank Drains Group . . . . .	2-42
Fig. 22 – Vacuum Fans and Rear Side Door Group . . . . .	2-44
Fig. 23 – Rear Squeegee Lift Group . . . . .	2-46
Fig. 24 – Rear Squeegee Linkage Group . . . . .	2-48
Fig. 25 – Rear Squeegee Group . . . . .	2-50
Fig. 26 – Right Hand Door and Battery Cover Group . . . . .	2-52
Fig. 27 – Electrical Box Group . . . . .	2-54
Fig. 28 – Electrical Schematic Group . . . . .	2-56
Fig. 29 – Wire Harnesses Group . . . . .	2-62
Fig. 30 – Label Group . . . . .	2-66

Fig. 1 - Replacement Brushes, Scrub Head

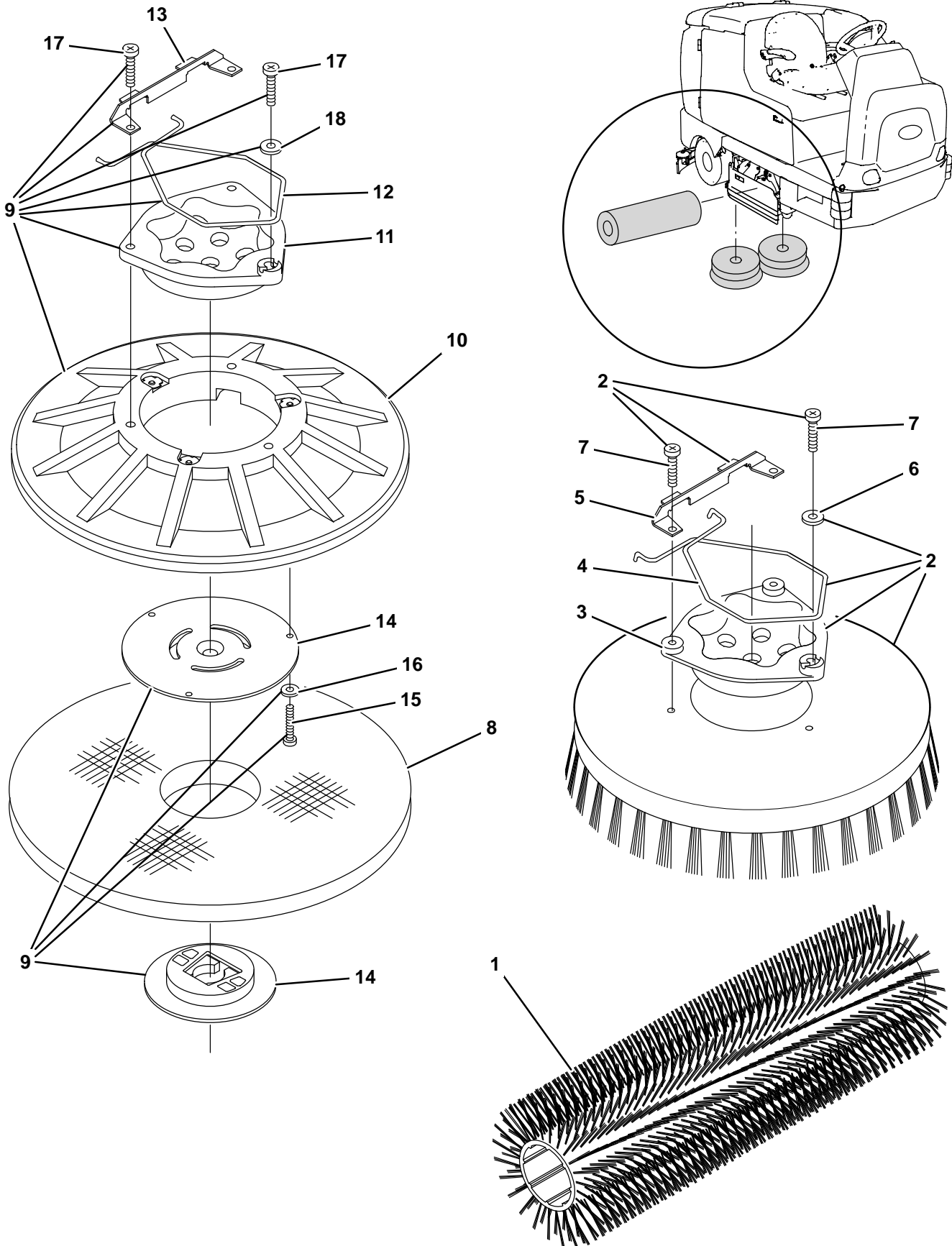




Fig. 1 – Replacement Brushes, Scrub Head

	Ref.	Part No.	Serial Number	Description	Qty.
	1	386230	(000000– )	Brush, Scrub, 39l, 20sr, Polypropylene, Spline	2
	1	386240	(000000– )	Brush, Scrub, 39l, 20sr, Super Abrasive, Spline	2
	1	386250	(000000– )	Brush, Scrub, 39l, 20sr, Nylon, Spl	2
▽	2	14967	(000000– )	Brush Assy, Disk, Scrub, 20.0 D, Nylon	2
▲	3	15539	(000000– )	Adaptor, Brush	1
▲	4	14838	(000000– )	Spring, Wir, 0.16d, Brush Retaining	1
▲	5	24299	(000000– )	Bracket, Retainer, Spring	1
▲	6	01684	(000000– )	Washer, Flt, .25 Ss	1
▲	7	32746	(000000– )	Screw, Pan, M06 X 1.0 X 35, Ss	3
▽	2	14953	(000000– )	Brush Assy, Disk, Scrub, 20.0 D, Polypropylene	2
▲	3	15539	(000000– )	Adaptor, Brush	1
▲	4	14838	(000000– )	Spring, Wir, 0.16d, Brush Retaining	1
▲	5	24299	(000000– )	Bracket, Retainer, Spring	1
▲	6	01684	(000000– )	Washer, Flt, .25 Ss	1
▲	7	32746	(000000– )	Screw, Pan, M06 X 1.0 X 35, Ss	3
▽	2	378951	(000000– )	Brush Assy, Disk, Scrub, 20.0 D, Super Abrasive	2
▲	3	15539	(000000– )	Adaptor, Brush	1
▲	4	14838	(000000– )	Spring, Wir, 0.16d, Brush Retaining	1
▲	5	24299	(000000– )	Bracket, Retainer, Spring	1
▲	6	01684	(000000– )	Washer, Flt, .25 Ss	1
▲	7	32746	(000000– )	Screw, Pan, M06 X 1.0 X 35, Ss	3
	8	17260	(000000– )	Pad, Polish, 20.0d, White [1 Pick = 1 Pad]	2
	8	17261	(000000– )	Pad, Buff, 20.0d, Red [1 Pick = 1 Pad]	2
	8	17262	(000000– )	Pad, Scrub, 20.0d, Blue [1 Pick = 1 Pad]	2
	8	17263	(000000– )	Pad, Stripping, 20.0d, Brown [1 Pick = 1 Pad]	2
	8	370094	(000000– )	Pad, Stripping, 20.0D, Black [High Prod][1 Pick = 1 Pad]	2
	8	1051030	(000000– )	Pad, Surf Prep, 20.0D Maroon, [1Pick=1Pad]	2
▽	9	397920	(000000– )	Driver Assy, Pad, 20.0D	2
▲	10	370080	(000000– )	Disk, Pad Drive, W/ Face, 20d	1
▲	11	15539	(000000– )	Adaptor, Brush	1
▲	12	14838	(000000– )	Spring, Wir, 0.16d, Brush Retaining	1
▲	13	24299	(000000– )	Bracket, Retainer, Spring	1
▲	14	370090	(000000– )	Device, Centering	1
▲	15	09198	(000000– )	Screw, Pan, M04 X 0.7 X 35, Ss	3
▲	16	41579	(000000– )	Washer, Flt, #08 Ss	3
▲	17	32746	(000000– )	Screw, Pan, M06 X 1.0 X 35, Ss	3
▲	18	01684	(000000– )	Washer, Flt, .25 Ss	1

**Fig. 2 – Replacement Brushes, Side Brush and Pre-Sweep**

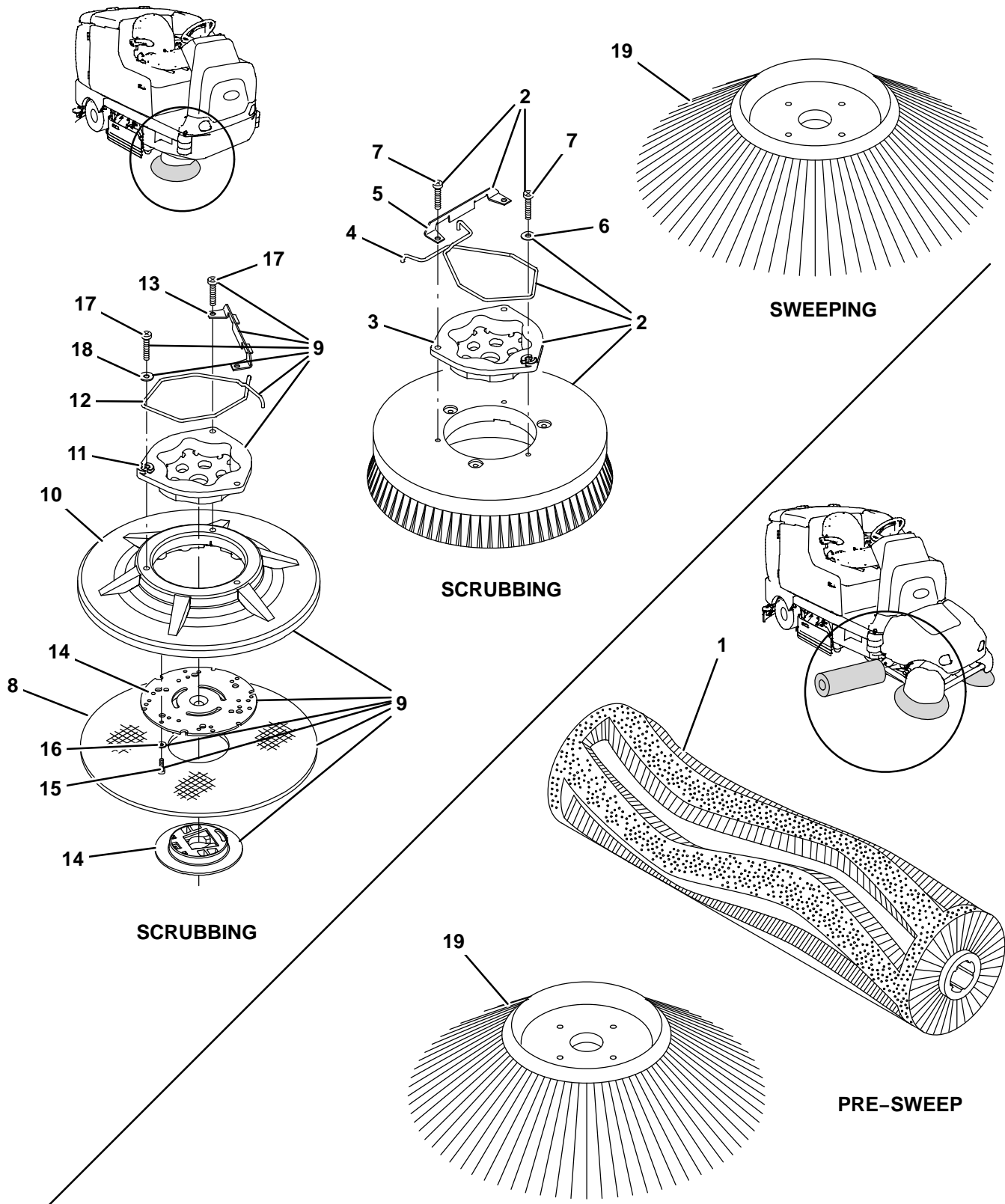


Fig. 2 – Replacement Brushes, Side Brush and Pre-Sweep

Ref.	Part No.	Serial Number	Description	Qty.
	1	1211934	(000000– ) Brush, Sweep, 28L, Wedge, Polypropylene	1
▽	2	1042504	(000000– ) Brush Assy, Disk, Scrub, 16.0D, Super Abrasive	1
▲	3	1017368	(000000– ) Hub, Drive, Brush, Disk, 3 Hole 5.8Bc	1
▲	4	14838	(000000– ) Spring, Wir, 0.16d, Brush Retaining	1
▲	5	24299	(000000– ) Bracket, Retainer, Spring	1
▲	6	01684	(000000– ) Washer, Flt, .25 Ss	1
▲	7	32746	(000000– ) Screw, Pan, M06 X 1.0 X 35, Ss	3
▽	2	1042499	(000000– ) Brush Assy, Disk, Scrub, 16.0D, Nylon	1
▲	3	1017368	(000000– ) Hub, Drive, Brush, Disk, 3 Hole 5.8Bc	1
▲	4	14838	(000000– ) Spring, Wir, 0.16d, Brush Retaining	1
▲	5	24299	(000000– ) Bracket, Retainer, Spring	1
▲	6	01684	(000000– ) Washer, Flt, .25 Ss	1
▲	7	32746	(000000– ) Screw, Pan, M06 X 1.0 X 35, Ss	3
▽	2	30241	(000000– ) Brush Assy, Disk, Scrub, 16.0 D, Polypropylene	1
▲	3	1017368	(000000– ) Hub, Drive, Brush, Disk, 3 Hole 5.8Bc	1
▲	4	14838	(000000– ) Spring, Wir, 0.16d, Brush Retaining	1
▲	5	24299	(000000– ) Bracket, Retainer, Spring	1
▲	6	01684	(000000– ) Washer, Flt, .25 Ss	1
▲	7	32746	(000000– ) Screw, Pan, M06 X 1.0 X 35, Ss	3
▽	2	1042500	(000000– ) Brush Assy, Disk, Scrub, 16.0D, Heavy Duty Polypropylene	1
▲	3	1017368	(000000– ) Hub, Drive, Brush, Disk, 3 Hole 5.8Bc	1
▲	4	14838	(000000– ) Spring, Wir, 0.16d, Brush Retaining	1
▲	5	24299	(000000– ) Bracket, Retainer, Spring	1
▲	6	01684	(000000– ) Washer, Flt, .25 Ss	1
▲	7	32746	(000000– ) Screw, Pan, M06 X 1.0 X 35, Ss	3
	8	63248-1	(000000– ) Pad, Stripping, 16.0d, Brown [1 Pick = 1 Pad]	1
	8	63248-2	(000000– ) Pad, Scrub, 16.0d, Blue [1 Pick = 1 Pad]	1
	8	63248-3	(000000– ) Pad, Buff, 16.0d, Red [1 Pick = 1 Pad]	1
	8	63248-4	(000000– ) Pad, Polish, 16.0d, White [1 Pick = 1 Pad]	1
	8	370092	(000000– ) Pad, Stripping, 16.0d, Black [High Prod] [1 Pick = 1 Pad]	1
	8	1051027	(000000– ) Pad, Surf Prep, 16.0d, Maroon [1pick=1pad]	1
▽	9	397916	(000000– ) Driver Assy, Pad, 16D	1
▲	10	397976	(000000– ) Disk, Pad Driver, W/Face, 16D	1
▲	11	15539	(000000– ) Adaptor, Brush	1
▲	12	14838	(000000– ) Spring, Wir, 0.16d, Brush Retaining	1
▲	13	24299	(000000– ) Bracket, Retainer, Spring	1
▲	14	370095	(000000– ) Device, Centering	1
▲	15	09198	(000000– ) Screw, Pan, M04 X 0.7 X 35, Ss	3
▲	16	41579	(000000– ) Washer, Flt, #08 Ss	3
▲	17	32746	(000000– ) Screw, Pan, M06 X 1.0 X 35, Ss	3
▲	18	01684	(000000– ) Washer, Flt, .25 Ss	1
	19	87419	(000000– ) Brush, Disk, Sweep, 19.0D, Polypropylene	2

**Fig. 3 – Main Frame Group**

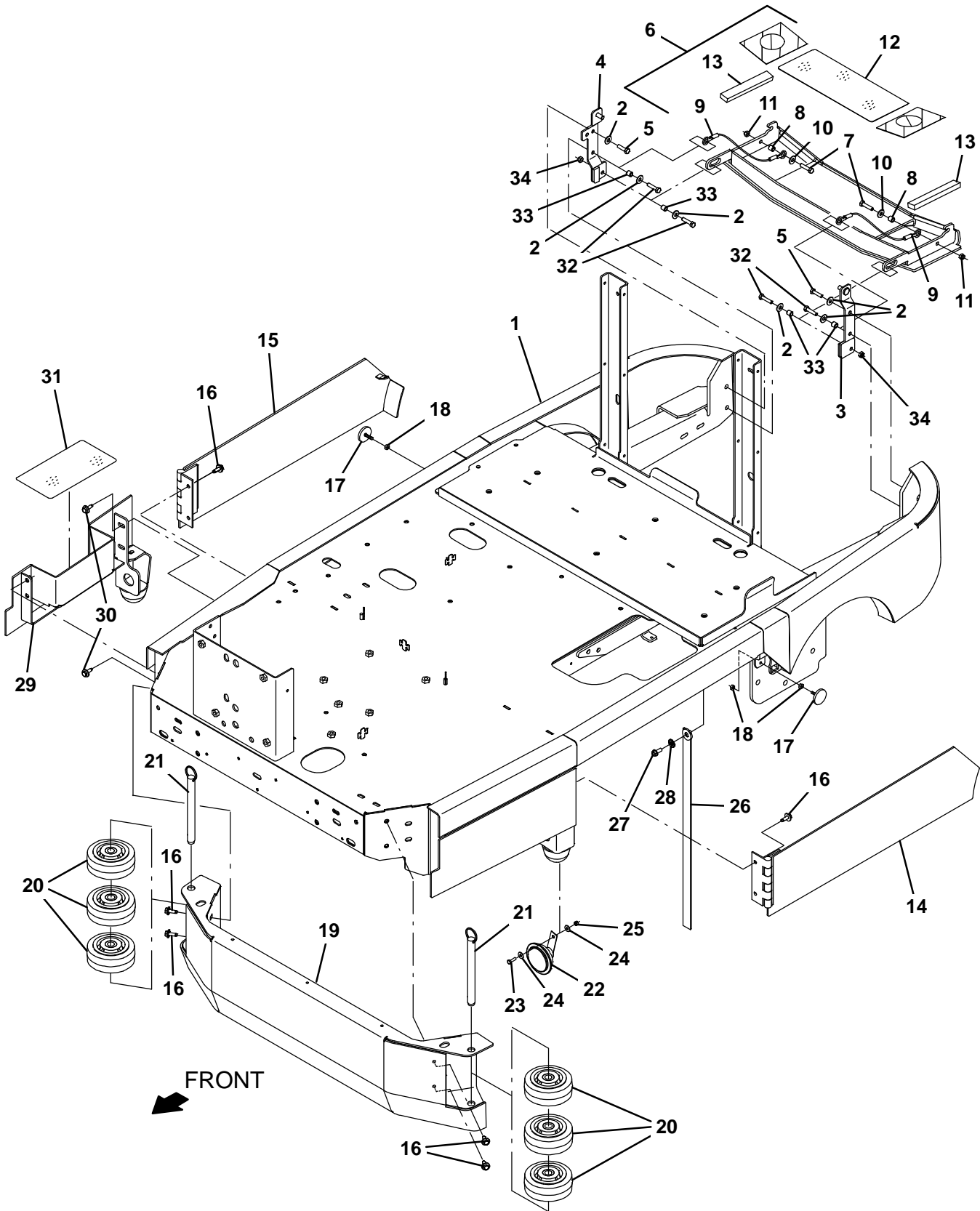


Fig. 3 – Main Frame Group

Ref.	Part No.	Serial Number	Description	Qty.	
1	1205154	(000000–	) Frame Wldt, Main [T17]	1	
2	01685	(000000–	) Washer, Flat, 0.38b 0.88d .08, Ss	4	
3	1208363	(000000–	) Bracket Wldt, Lh, Mtg, Door	1	
4	1208364	(000000–	) Bracket Wldt, Rh, Mtg, Door	1	
5	09011	(000000–	) Screw, Hex, M8 X 1.25 X 30, Ss	2	
▽	6	9020273	(000000–	) Bumper Kit, Rear, Afmkt [T17]	1
▲	7	09023	(000000–	) Screw, Hex, M8 X 1.25 X 35, Fl, Ss	2
▲	8	222516	(000000–	) Sleeve, P/m 0.32B 0.50D 0.3L [430Ss]	2
▲	9	87172	(000000–	) Cable, Glv .13d 010.0l .52eye /.52eye	2
▲	10	01685	(000000–	) Washer, Flat, 0.38b 0.88d .08, Ss	2
▲	11	08713	(000000–	) Nut, Hex, Lock, M8 X 1.25, NI, Ss	2
▲	12	1210711	(000000–	) Tread, Non–Skid–Step, 5.5w 13.8l	1
▲	13	1212350	(000000–	) Bumper, Strip. 1.0	2
	14	1205863	(000000–	) Door Wldt, Brush, Lh	1
	15	1205864	(000000–	) Door Wldt, Brush, Rh	1
	16	1037346	(000000–	) Screw, Hex, M8 X 1.25 X 25, 9.8, Sems	8
	17	1202779	(000000–	) Magnet, Latch, Brush Door	2
	18	19312	(000000–	) Nut, Hex, Std, .25–20	4
	19	1205257	(000000–	) Channel Wldt, Bumper	1
	20	1052962	(000000–	) Wheel, 05.0d 2.00w 0.75b, Gray, W/ Bshg	6
	21	1206367	(000000–	) Pin, Hitch, .750d X 7.00l, PI	2
	22	1057780	(000000–	) Horn, 36vdc, 110dba	1
	23	08716	(000000–	) Screw, Hex, M6 X 1.00 X 20, Ss	1
	24	01684	(000000–	) Washer, Flat, 0.27b 0.69d .05, Ss	2
	25	08712	(000000–	) Nut, Hex, Lock, M6 X 1.00, NI, Ss	1
	26	71579	(000000–	) Strap, Static, W/Grommet, .19 1.1w 25.0l	1
	27	763045	(000000–	) Screw, Hex, M8 X 1.25 X 20, Fmg	1
	28	41141	(000000–	) Washer, Lock, Int–Ext, 0.31	1
	29	1205048	(000000–	) Panel Wldt, Cover, Brush	1
	30	1020341	(000000–	) Screw, Hex, M8 X 1.25 X 20, Ss, Sems	5
	31	1212248	(000000–	) Tread, Non–Skid–Step, 3.75W 8.5L, Sba	1
	32	09023	(000000–	) Screw, Hex, M8 X 1.25 X 35, Fl, Ss	4
	33	222516	(000000–	) Sleeve, P/m 0.32B 0.50D 0.3L [430Ss]	4
	34	87172	(000000–	) Cable, Glv .13d 010.0l .52eye /.52eye	2

Fig. 4 - Front Covers and Directional Pedal Group

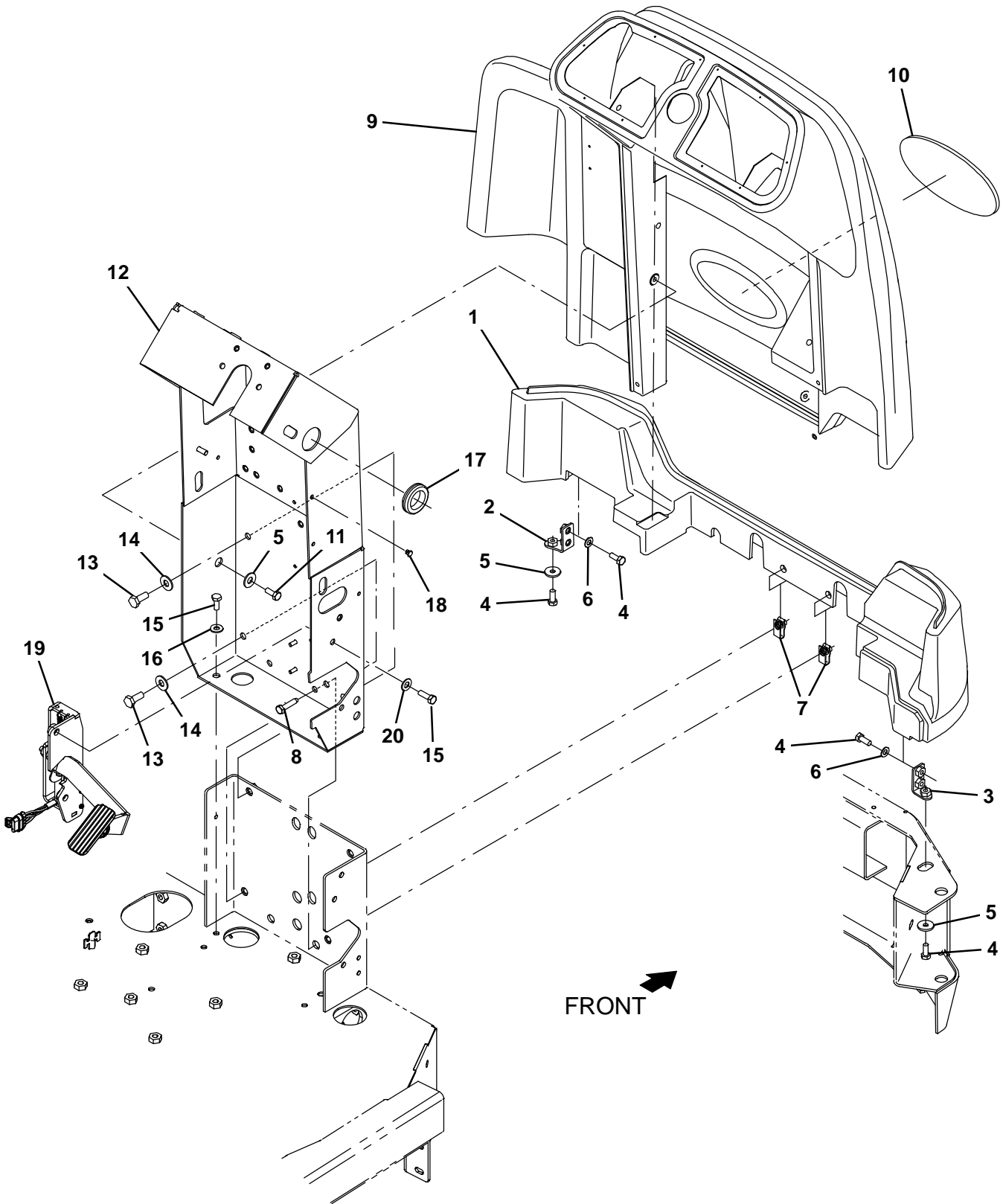


Fig. 4 – Front Covers and Directional Pedal Group

Ref.	Part No.	Serial Number	Description	Qty.	
1	1204732	(000000–	) Platform, Oprtr, Front	1	
2	1208188	(000000–	) Bracket Wldt, Mtg, Platform, Front	1	
3	1209246	(000000–	) Bracket Wldt, Mtg, Platform, Front, Rh	1	
4	16931	(000000–	) Screw, Hex, M8 X 1.25 X 20, 8.8	6	
5	1017218	(000000–	) Washer, Flat, 0.32b 1.00d .12, Ss	6	
6	39349	(000000–	) Washer, Flat, 0.31, Sae	4	
7	1208045	(000000–	) Nut, U, M8 X 1.25 4–7 Thk	2	
8	1037355	(000000–	) Screw, Hex, M8 X 1.25 X 35, 9.8, Sems	2	
▽	9	9020216	(000000–	) Shroud, Front, Afrmkt [T17]	1
▲	10	1204077	(000000–	) Nameplate, Tennant, Domed	1
11	09740	(000000–	) Screw, Hex, M8 X 1.25 X 20, Ss	4	
12	1205397	(000000–	) Channel Wldt, Steering	1	
13	39283	(000000–	) Screw, Hex, M10 X 1.50 X 25, 8.8	5	
14	32492	(000000–	) Washer, Flat, 0.38, Std	5	
15	09010	(000000–	) Screw, Hex, M8 X 1.25 X 25, Ss	2	
16	32485	(000000–	) Washer, Flat, 0.38, Sae	2	
17	04051	(000000–	) Grommet, Rbr, 1.31id, F/1.6h, .12 Matl	1	
18	1202868	(000000–	) Clip, Tie, 0.25d, Plstc	6	
19	1209411	(000000–	) Pedal Assy, Accelerator, W/O Brake (See Breakdowns)	1	
20	32491	(000000–	) Washer, Flat, 0.31, Std	1	

Fig. 5 - Steering Group

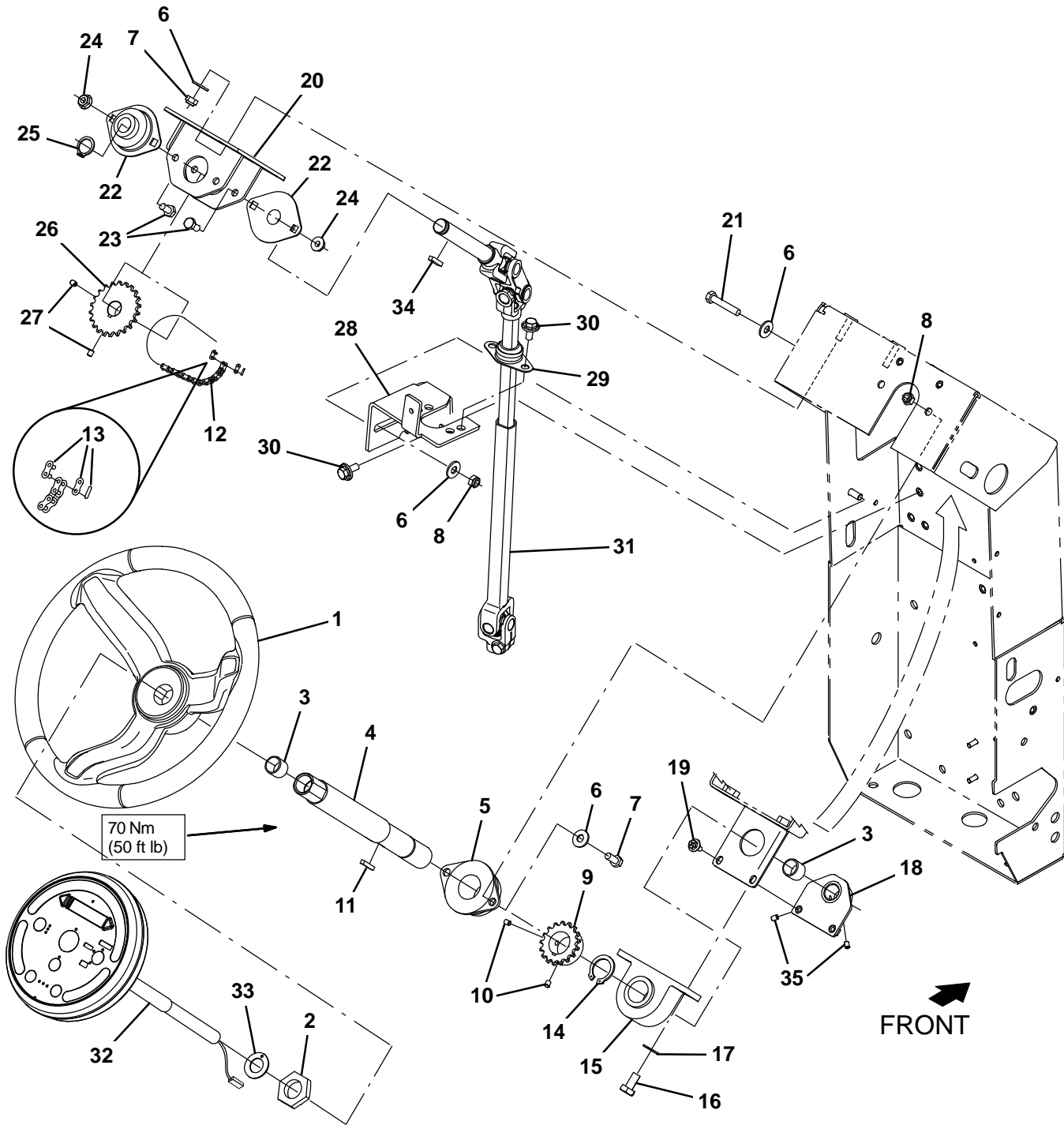




Fig. 5 - Steering Group

Ref.	Part No.	Serial Number	Description	Qty.	
1	1056412	(000000-	) Wheel, Steering, 14.4d	1	
2	1059073	(000000-	) Nut, Hex, Jam, 1.12-12	1	
3	1057785	(000000-	) Bearing, Journal, 0.75b 0.88d 0.75l	2	
4	1208612	(000000-	) Tube, Column, Steering	1	
5	1057043	(000000-	) Bearing, Flng, 2hole, 1.25b	1	
6	32491	(000000-	) Washer, Flat, 0.31, Std	8	
7	16931	(000000-	) Screw, Hex, M8 X 1.25 X 20, 8.8	8	
8	08709	(000000-	) Nut, Hex, Lock, M8 X 1.25, NI	5	
▽	9010942	(000000-	) Sprocket Kit, 1.12B, Afmkt [T12]	1	
▲	9	1053825	(000000-	) Sprocket, Steering, 1.12b	1
▲	10	09162	(000000-	) Screw, Set, M6 X 1.00 X 8, NI	2
	11	00912	(000000-	) Key, Sq, 0.19 X 0.19, 1.00l	1
	12	1073181	(000000-	) Chain, Rlr, 35 X 41 Pitches	1
	13	14799	(000000-	) Link, Chain, Rlr, 35	1
	14	70651	(000000-	) Ring, Retaining, Ext, 1.12d	1
	15	1054654	(000000-	) Bearing, Pillowblock, 1.12b	1
	16	06961	(000000-	) Screw, Hex, M10 X 1.5	2
	17	32485	(000000-	) Washer, Flat, 0.38, Sae	2
	18	1208625	(000000-	) Plate Wldt, Brg	1
	19	1034731	(000000-	) Screw, Hex, M6 X 1.00 X 16, Ss, Sems	2
	20	1057572	(000000-	) Plate Wldt, Sppt, Brg	1
	21	222505	(000000-	) Screw, Hex, M8 X 1.25 X 45, Ss	1
	22	1057554	(000000-	) Bearing, Flng, 2hole, 0.75b	2
	23	16735	(000000-	) Screw, Hex, M8 X 1.25 X 16, 8.8	4
	24	07791	(000000-	) Nut, Hex, Flng, M8 X 1.25	4
	25	26428	(000000-	) Ring, Retaining, Ext, 0.75d, Hd	1
▽	9010943	(000000-	) Sprocket Kit, 0.75B, Afmkt [T12]	1	
▲	26	1057171	(000000-	) Sprocket, Steering, 0.75b	1
▲	27	09162	(000000-	) Screw, Set, M6 X 1.00 X 8, NI	2
	28	1205296	(000000-	) Bracket, Brg	1
	29	223065	(000000-	) Bearing, Flng, 2hole, 0.75b [Nyl]	1
	30	1020341	(000000-	) Screw, Hex, M8 X 1.25 X 20, Ss, Sems	4
	31	1208113	(000000-	) Shaft, Steering, Mnl	1
	32	9020223	(000000-	) Panel Kit, Pod, Afmkt [T17]	1
	33	04846	(000000-	) Washer, Thrust, 0.79b 1.42d 0.06[Garlok]	1
	34	00912	(000000-	) Key, Sq, 0.19 X 0.19, 1.00l	1
	35	09162	(000000-	) Screw, Set, M6 X 1.00 X 8, NI	2

Fig. 6 - Brake Pedal Group

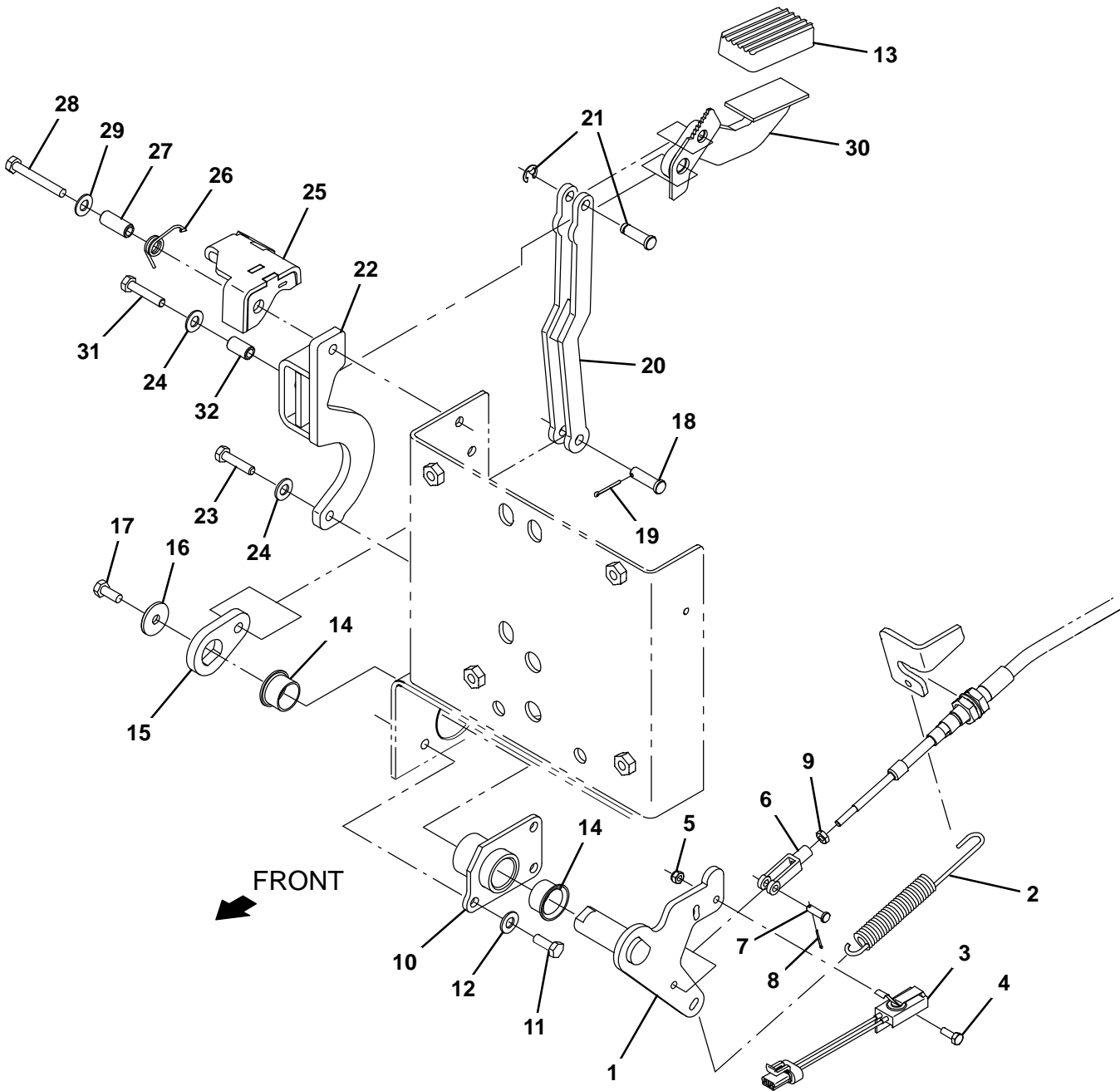


Fig. 6 – Brake Pedal Group

Ref.	Part No.	Serial Number	Description	Qty.
1	1207177	(000000–	) Shaft Wldt, Pivot, Front	1
2	1213461	(000000–	) Spring, Tens, .75Od X .08S 7.0L	1
3	1212400	(000000–	) Switch, Snap, 15a Nc	1
4	15678	(000000–	) Screw, Hex, M6 X 1.00 X 16, Ss	2
5	08712	(000000–	) Nut, Hex, Lock, M6 X 1.00, NI, Ss	2
6	14595–1	(000000–	) Clevis, Adj, 0.25pin, 0.25–28 Rh, PI	1
7	605070	(000000–	) Pin, Clevis, 0.25d X 0.79l	1
8	08178	(000000–	) Pin, Cotter, .062 X 0.75	1
9	32899	(000000–	) Nut, Hex, Jam, .25–28	1
10	1209015	(000000–	) Bracket Wldt, Support, Brake	1
11	09010	(000000–	) Screw, Hex, M8 X 1.25 X 25, Ss	3
12	01685	(000000–	) Washer, Flat, 0.38b 0.88d .08, Ss	3
13	1207654	(000000–	) Pad, Pedal, Brake, 2.79l 1.84w .75t	1
14	56166	(000000–	) Bushing, Flng, 1.00b 1.13d 0.75l	2
15	1207174	(000000–	) Bracket, Brake, Front	1
16	1016331	(000000–	) Washer, Flat, 0.34b 1.25d .11, Ss	1
17	09740	(000000–	) Screw, Hex, M8 X 1.25 X 20, Ss	1
18	46657	(000000–	) Pin, Clevis, 0.37d X 1.25l	1
19	08179	(000000–	) Pin, Cotter, .094 X 1.00	1
20	1207566	(000000–	) Link Wldt, Brake	1
21	1207981	(000000–	) Pin, Clevis, Grvd, 0.38d X 1.25l	1
22	1207571	(000000–	) Bracket Wldt, Pedal Mount	1
23	59658	(000000–	) Screw, Hex, M8 X 1.25 X 35, NI, Ss	1
24	32485	(000000–	) Washer, Flat, 0.38, Sae	2
25	1208512	(000000–	) Pedal Wldt, Brake, Parking	1
26	1208162	(000000–	) Spring, Tors, .54d .09wir	1
27	222497	(000000–	) Sleeve, P/M, 0.32b 0.50d 1.3l [430ss]	1
28	77270	(000000–	) Screw, Hex, M8 X 1.25 X 60, Ss	1
29	32485	(000000–	) Washer, Flat, 0.38, Sae	1
30	1207567	(000000–	) Plate Wldt, Shaft Pedal	1
31	74440	(000000–	) Screw, Hex, M8 X 1.25 X 40, NI, Ss	1
32	222496	(000000–	) Sleeve, P/M, 0.32b 0.50d 0.9l [430ss]	1

**Fig. 7 - Instrument Panel and Front Electrical Group**

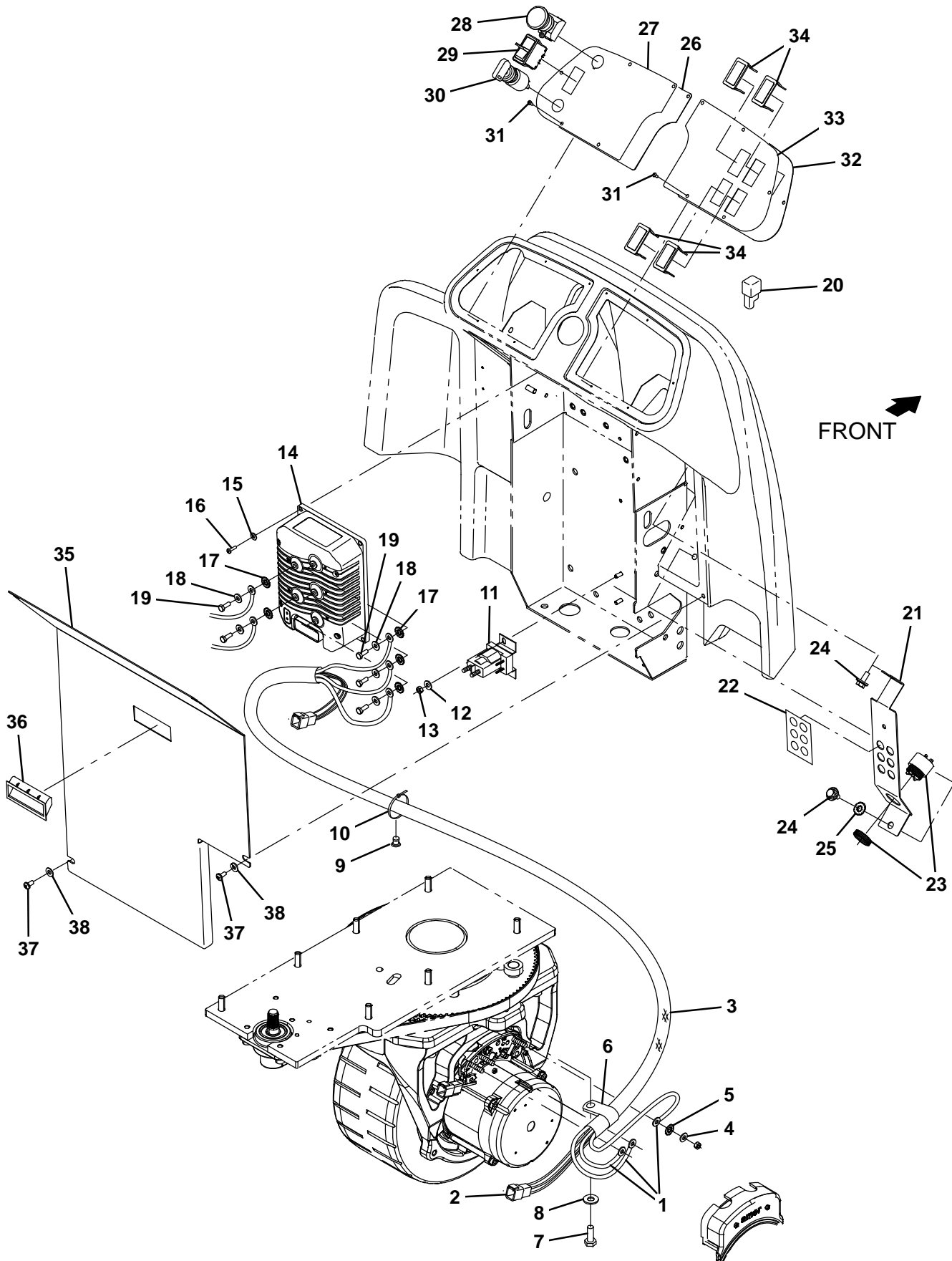


Fig. 7 – Instrument Panel and Front Electrical Group

Ref.	Part No.	Serial Number	Description	Qty.	
1	1072951	(000000–	) Harness, Cable, Propel Motor [T17]	1	
2	1072952	(000000–	) Harness, Ele, Propel Motor [T17]	1	
3	82831	(000000–	) Sleeve, Nyl, 1.63id 35.0l	1	
4	39349	(000000–	) Washer, Flat, 0.31, Sae	3	
5	32984	(000000–	) Washer, Lock, Int, 0.31	3	
6	69234	(000000–	) Clamp, Cable, Stl, 1.00d X 0.75w, 1hole	1	
7	15678	(000000–	) Screw, Hex, M6 X 1.00 X 16, Ss	1	
8	01684	(000000–	) Washer, Flat, 0.27b 0.69d .05, Ss	1	
9	1071085	(000000–	) Clip, Tie, 0.25d, Plstc	1	
10	763114	(000000–	) Tie, Cable, 11.3l, 2.75d Max	1	
11	386810	(000000–	) Contactor, 36vdc, 100a, Sp, No	2	
12	32483	(000000–	) Washer, Flat, 0.25, Sae	2	
13	41359	(000000–	) Nut, Hex, Std, M6 X 1.00, 8	2	
14	1207297	(000000–	) Controller, Propel [Ac, 36v, 275a]	1	
15	01683	(000000–	) Washer, Flat, 10, Ss	4	
16	24265	(000000–	) Screw, Pan, Phl, M4 X 0.70 X 16, Ss	4	
17	07515	(000000–	) Washer, Lock, Int, 0.25, Ss	5	
18	32483	(000000–	) Washer, Flat, 0.25, Sae	5	
19	06942	(000000–	) Screw, Hex, M6 X 1.00 X 16, 8.8	5	
20	222290	(000000–	) Diode, Ele, Plug	1	
21	1206546	(000000–	) Bracket, Ele, Cb	1	
22	1208411	(000000–	) Label, Circuit Breaker	1	
23	1052726	(000000–	) Alarm, 9–48vdc, 95 Db(A) [Ec–H20]	1	
24	1020341	(000000–	) Screw, Hex, M8 X 1.25 X 20, Ss, Sems	1	
25	41141	(000000–	) Washer, Lock, Int–Ext, 0.31	1	
26	1201534	(000000–	) Panel, Console, Lh	1	
27	1204170	(000000–	) Label, Opertnl, Console, Lh	1	
28	1011735	(000000–	) Switch, Safety, Shutoff	1	
29	1058679	(000000–	) Switch, Rocker, Dpdt, On / None / On	1	
▽	30	361076	(000000–	) Switch, Ignition [Merit Gmbh]	1
▲	361144	(000000–	) Key, Ignition, Sgl	1	
31	140825	(000000–	) Screw, Pan, Phl, 06 X 0.50, Fmg/Ab, Blk	10	
32	1208185	(000000–	) Panel, Console, Rh	1	
33	1208416	(000000–	) Label, Opertnl, Console, Rh	1	
34	398501	(000000–	) Plug, Hole, Rt, Rocker Switch, .87 X 1.7	4	
35	9020225	(000000–	) Panel, Access, Na, Afmkt [T17]	1	
35	9020227	(000000–	) Panel, Access, Tj, Afmkt [T17]	1	
36	1208187	(000000–	) Handle, Panel	1	
37	1045525	(000000–	) Screw, Pan, Phl, M6 X 1.00 X 12, Blk	4	
38	1069322	(000000–	) Washer, Flat, 0.25, Sae, Blk	4	

Fig. 8 - Seat Group

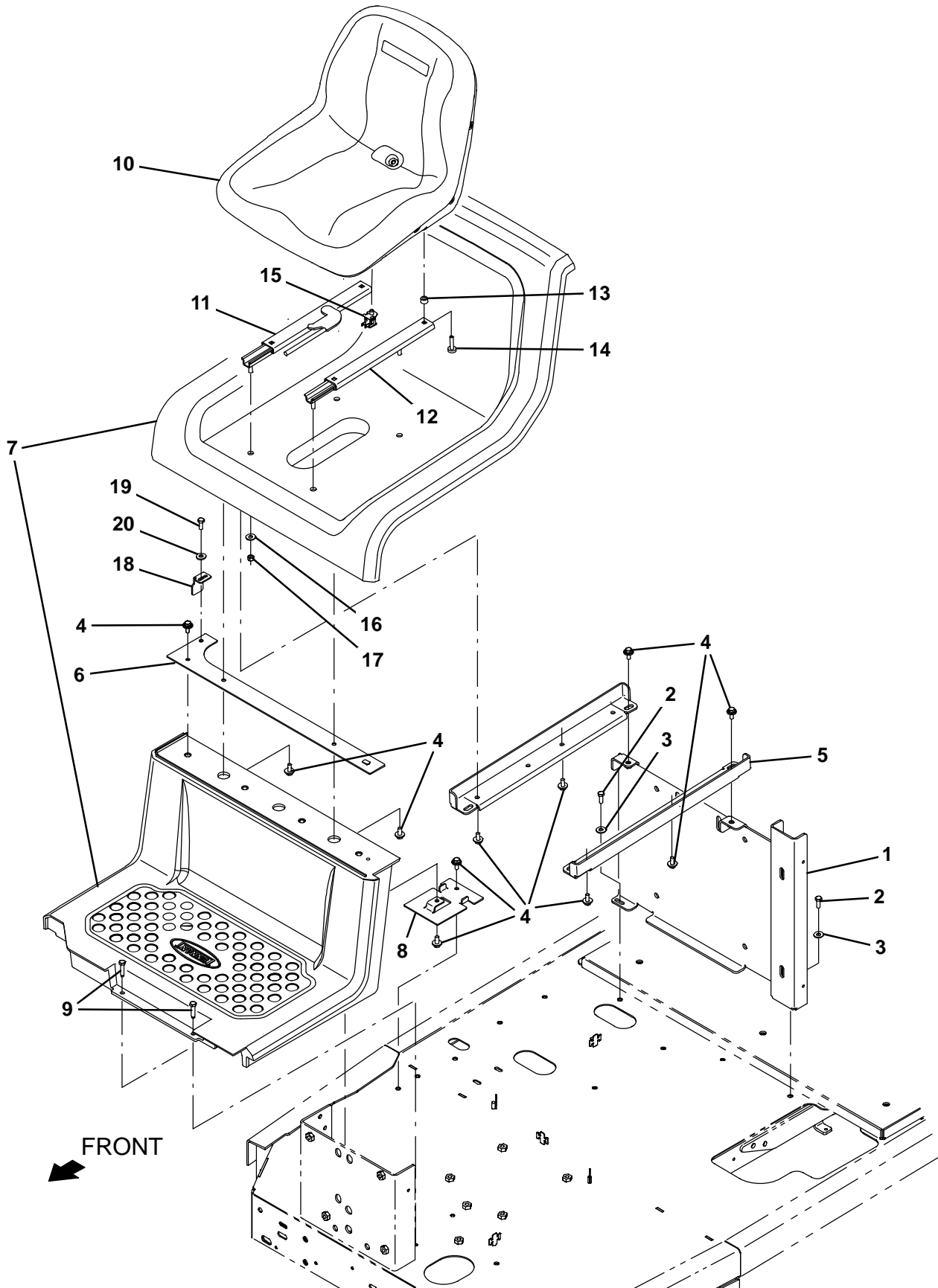


Fig. 8 – Seat Group

Ref.	Part No.	Serial Number	Description	Qty.
1	1207922	(000000–	) Bracket Wldt, Sppt, Tank	1
2	12333	(000000–	) Screw, Hex, M8 X 1.25 X 25, Ss, NI	2
3	1017218	(000000–	) Washer, Flat, 0.32b 1.00d .12, Ss	2
4	1020341	(000000–	) Screw, Hex, M8 X 1.25 X 20, Ss, Sems	11
5	1206424	(000000–	) Angle, Sppt, Seat	2
6	1206785	(000000–	) Plate Wldt, Mtg, Platform	1
7	1212415	(000000–	) Platform Set, Oprtr [T17]	1
8	1205073	(000000–	) Plate, Mtg	1
9	1037355	(000000–	) Screw, Hex, M8 X 1.25 X 35, 9.8, Sems	2
10	1201894	(000000–	) Seat, Std [Milsco]	1
11	360370	(000000–	) Track, Slide, Seat Adj, 12.5l, W/Latch	1
12	360369	(000000–	) Track, Slide, Seat Adj, 12.5l	1
13	1051052	(000000–	) Spacer, Rnd, .38b .88d .38l	4
14	49177	(000000–	) Screw, Pan, Phl, .31–18 X 1.00, G2	4
15	1048955	(000000–	) Switch, Seat, No [Delta 6440–04]	1
16	01685	(000000–	) Washer, Flat, 0.38b 0.88d .08, Ss	4
17	41437	(000000–	) Nut, Hex, Lock, .31–18, NI, Ss	4
18	1209194	(000000–	) Angle, Latch	1
19	06942	(000000–	) Screw, Hex, M6 X 1.00 X 16, 8.8	1
20	32483	(000000–	) Washer, Flat, 0.25, Sae	1

**Fig. 9 - Deluxe Seat Kit**

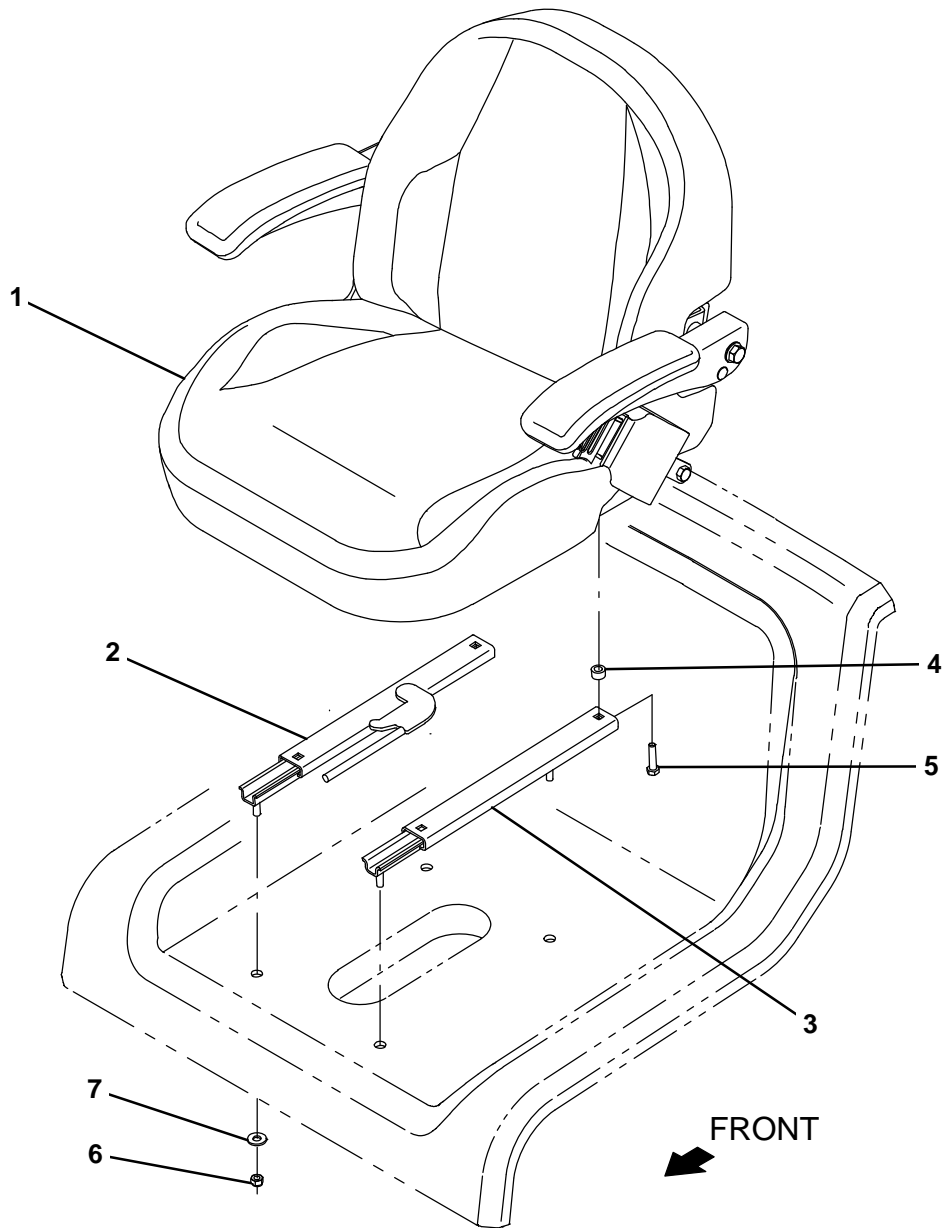




Fig. 9 – Deluxe Seat Kit

	Ref.	Part No.	Serial Number	Description	Qty.
▽	1	9020103	(000000–	) Seat Kit, Deluxe, Ci [T17]	1
▲		1201428	(000000–	) Seat, Dlx, W/ Armrests & Seatbelt	1
▲	2	360370	(000000–	) Track, Slide, Seat Adj, 12.5l, W/Latch	1
▲	3	360369	(000000–	) Track, Slide, Seat Adj, 12.5l	1
▲	4	1051052	(000000–	) Spacer, Rnd, .38b .88d .38l	4
▲	5	49177	(000000–	) Screw, Pan, Phl, .31–18X1.00, G2	4
▲	6	41437	(000000–	) Nut, Hex, Lock, .31–18, NI, Ss	4
▲	7	01685	(000000–	) Washer, Flat, 0.38b 0.88d .08, Ss	4

Fig. 10 - Drive Wheel Group

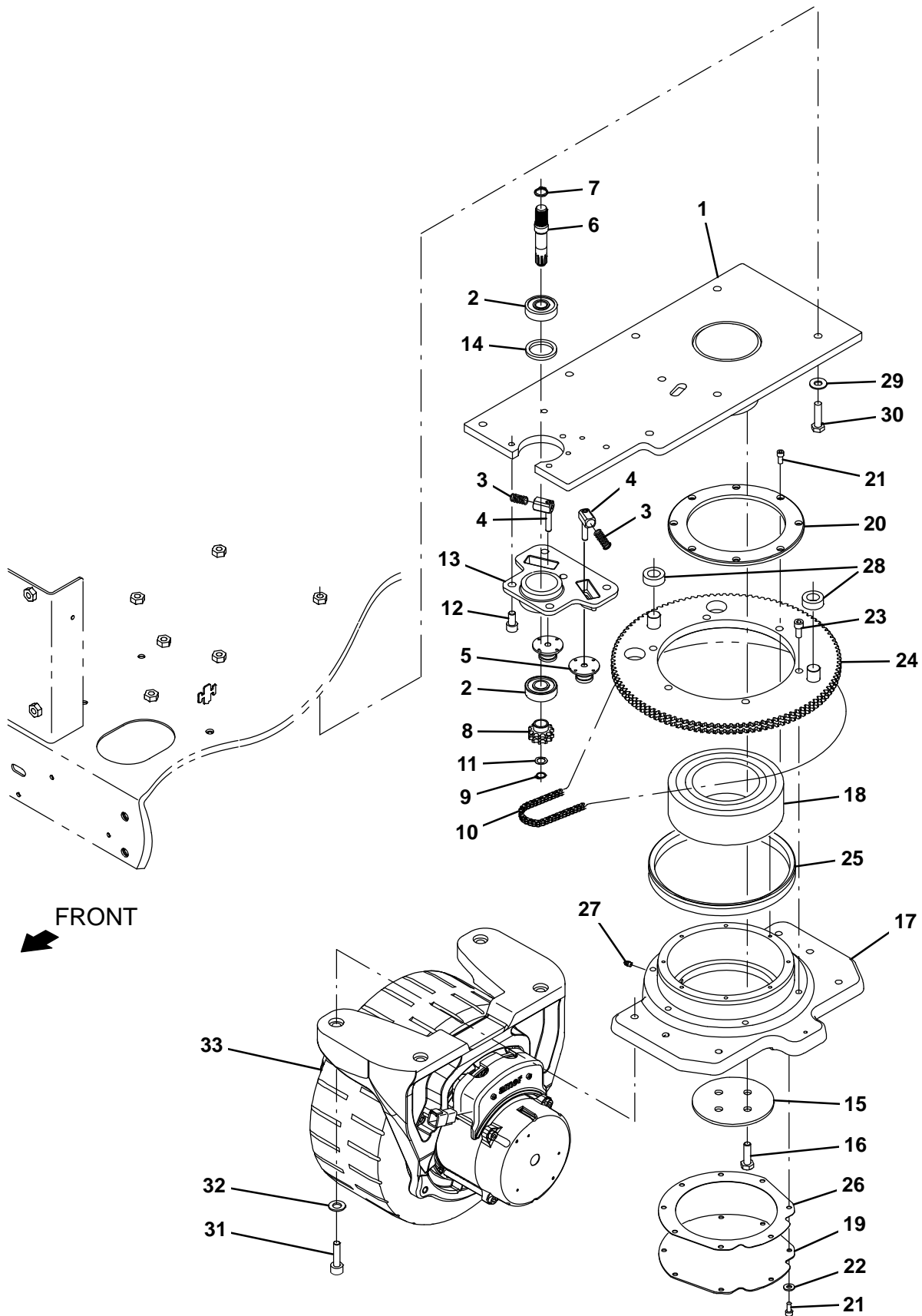


Fig. 10 – Drive Wheel Group

Ref.	Part No.	Serial Number	Description	Qty.
▽		9013267	(000000– ) Transmission Assy, Str, Afmkt [T17]	1
▲	1	1209073	(000000– ) Plate Wldt, Attachment, Frame	1
▲	2	1208971	(000000– ) Bearing, Ball, 0.67b, 1.85d, 0.55w	2
▲	3	1208991	(000000– ) Spring, Tensioner, Transmission	2
▲	4	1212607	(000000– ) Pin Wldt, Follower	2
▲	5	1208974	(000000– ) Tensioner, Chain, Dbl	2
▲	6	1208986	(000000– ) Shaft, Input, Transmission	1
▲	7	1208985	(000000– ) Ring, Retaining, Ext, 16.2mm Id, Hd	1
▲	8	1208989	(000000– ) Sprocket, Dbl	1
▲	9	1208983	(000000– ) Ring, Retaining, Ext, 11.5mm Id	1
▲	10	1208987	(000000– ) Chain, Double, 3/8 Pitch, Transmission	1
▲	11	1208999	(000000– ) Washer, Large, Transmission	1
▲	12	1208977	(000000– ) Screw, Soc, M10 X 1.5 X 20, 12.9	5
▲	13	1209052	(000000– ) Housing, Input [As Machined]	1
▲	14	1209168	(000000– ) Spacer, Brg, Transmission	1
▲	15	1209966	(000000– ) Retainer, Shaft, Transmission	1
▲	16	368176	(000000– ) Screw, Hex, M10 X 1.50 X 35, 10.9	4
▲	17	1210286	(000000– ) Housing, Output, Machined	1
▲	18	1209969	(000000– ) Bearing, Ball, 3.74b, 6.69d, 2.19w	1
▲	19	1209968	(000000– ) Cover, Transmission	1
▲	20	1209965	(000000– ) Retainer, Housing, Transmission	1
▲	21	1062386	(000000– ) Screw, Soc, M6 X 1.00 X 14, NI	16
▲	22	32483	(000000– ) Washer, Flat, 0.25, Sae	8
▲	23	41358	(000000– ) Screw, Soc, M10 X 1.50 X 35, 12.9	6
▲	24	1209964	(000000– ) Sprocket Wldt, Output, Transmission	1
▲	25	1209995	(000000– ) Seal, Axial, Transmission [199 Vs R]	1
▲	26	1209960	(000000– ) Gasket, Steering, Transmission	1
▲	27	07259	(000000– ) Fitting, Grease, Str Pm04 .47I	1
▲	28	1211952	(000000– ) Tube, 0.74id 1.24od 0.47I, Pyu	2
▲	29	32492	(000000– ) Washer, Flat, 0.38, Std	7
▲	30	39285	(000000– ) Screw, Hex, M10 X 1.50 X 40, 8.8	7
▲	31	16960	(000000– ) Screw, Soc, M12 X 1.75 X 40, 12.9	4
▲	32	33925	(000000– ) Washer, Flat, M12	4
▽	33	1206485	(000000– ) Wheel Assy, Drive, Ac, W/O Brake	1
▲		9020266	(000000– ) Tire, Assy, Front, Std, Red [T17]	1
▲		9020269	(000000– ) Motor Replmt kit, Drive [T17]	1
▽	33	1208899	(000000– ) Wheel Assy, Drive, Ac, W/O Brake, White (Optional)	1
▲		9020267	(000000– ) Tire Assy, Front, Opt, White [T17] (Optional)	1
▲		9020269	(000000– ) Motor Replmt kit, Drive [T17]	1

**Fig. 11 – Rear Wheels and Brake Group**

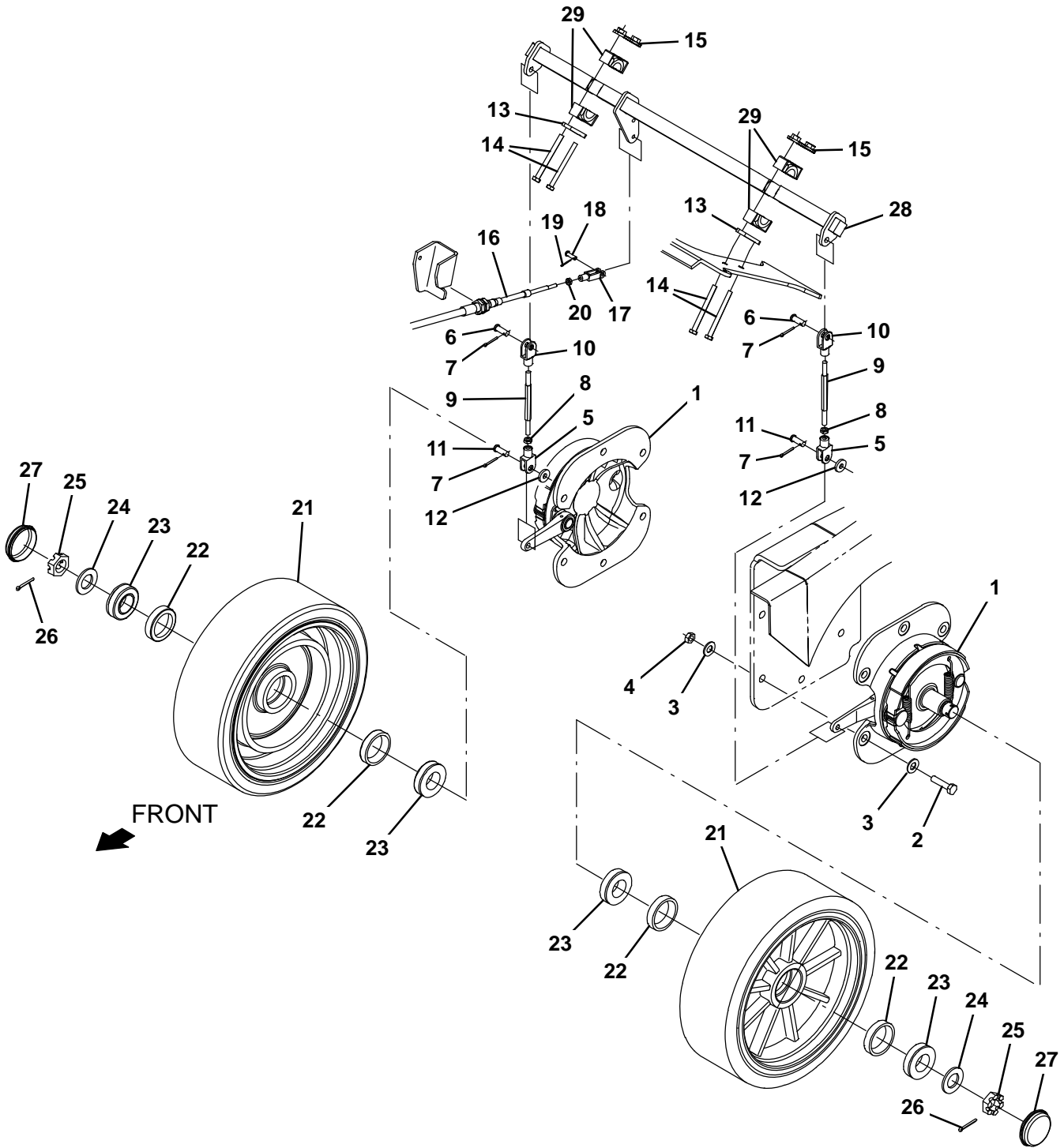


Fig. 11 – Rear Wheels and Brake Group

Ref.	Part No.	Serial Number	Description	Qty.
▽	1	54577	(000000– ) Brake Assy, Drum, Mech, 07.9d [6600]	2
▲		66211	(000000– ) Shoe Set, Brake [1pick=1pkg]	1
▲▽		66213	(000000– ) Brake Kit, Repair	1
▲▲		70161	(000000– ) Shaft	1
▲		70158	(000000– ) Spring	2
	2	06969	(000000– ) Screw, Hex, M12 X 1.75 X 40, 8.8	12
	3	32486	(000000– ) Washer Flat,0.50,Sae	24
	4	08711	(000000– ) Nut, Hex, Lock, M12 X 1.75, NI	12
▽		9020231	(000000– ) Brake Rod Kit, Afmkt [T17]	2
▲	5	1023676	(000000– ) Clevis, Adj, 0.38pin, 0.31–24, PI	2
▲	6	76653	(000000– ) Pin, Clevis, 0.37d X 1.00l	2
▲	7	08182	(000000– ) Pin, Cotter, .125 X 1.00	4
▲	8	20170	(000000– ) Nut, Hex, Jam, .31–24	2
▲	9	1207984	(000000– ) Rod, Hex, Thd .31–24, 2–Ended	2
▲	10	1023677	(000000– ) Clevis, Adj, 0.38pin, 0.31–24, Lh, PI	2
▲	11	630258	(000000– ) Pin, Clevis, 0.38D X 1.00L	2
▲	12	32491	(000000– ) Washer, flat, 0.31, Std	2
	13	382224	(000000– ) Plate, Sppt	2
	14	39281	(000000– ) Screw, Hex, M8 X 1.25 X 90, 8.8	4
	15	1208106	(000000– ) Plate Wldt, Bearing Clamp	2
	16	1207436	(000000– ) Cable, Push / Pull, 052.6L .25–28/.25–28	1
	17	14595	(000000– ) Clevis, Adj, 0.25pin, 0.25–28 Rh, PI	1
	18	605070	(000000– ) Pin, Clevis, 0.25d X 0.79l	1
	19	08178	(000000– ) Pin, Cotter, .062 X 0.75	1
	20	32899	(000000– ) Nut, Hex, Jam, .25–28	1
▽		9020263	(000000– ) Tire Assy, Rear, Std (1) [T17]	2
▲	21	1212112	(000000– ) Tire, Solid, 15.0 X 5.0, Poly, Std	1
▲▽		9020265	(000000– ) Wheel Bearing Kit, Rear, Afmkt [T17]	1
▲▲	22	51338	(000000– ) Bearing, Cup, 2.56d 0.55w	2
▲▲	23	51339	(000000– ) Bearing, Cone, 1.38b 0.71w	2
▲▲	24	32969	(000000– ) Washer, Flat, 1.00, Sae	1
▲▲	25	14242	(000000– ) Nut, Hex, Sltd, 1.00–20	1
▲▲	26	08202	(000000– ) Pin, Cotter, .125 X 1.75	1
▲▲	27	54390	(000000– ) Cap, Hub, Dust, 2.57d 0.77l	1
▽		9020264	(000000– ) Tire Assy, Rear, High Traction (1) [T17] (Option)	2
▲	21	1208203	(000000– ) Tire, Solid, 15.0 X 5.0 [Hi–Traction]	1
▲▽		9020265	(000000– ) Wheel Bearing Kit, Rear, Afmkt [T17]	1
▲▲	22	51338	(000000– ) Bearing, Cup, 2.56d 0.55w	2
▲▲	23	51339	(000000– ) Bearing, Cone, 1.38b 0.71w	2
▲▲	24	32969	(000000– ) Washer, Flat, 1.00, Sae	1
▲▲	25	14242	(000000– ) Nut, Hex, Sltd, 1.00–20	1
▲▲	26	08202	(000000– ) Pin, Cotter, .125 X 1.75	1
▲▲	27	54390	(000000– ) Cap, Hub, Dust, 2.57d 0.77l	1
	28	1207184	(000000– ) Shaft Wldt, Brake	1
	29	381502	(000000– ) Bearing, Split, 1.00b	4

Fig. 12 – Scrub Head Lift Group

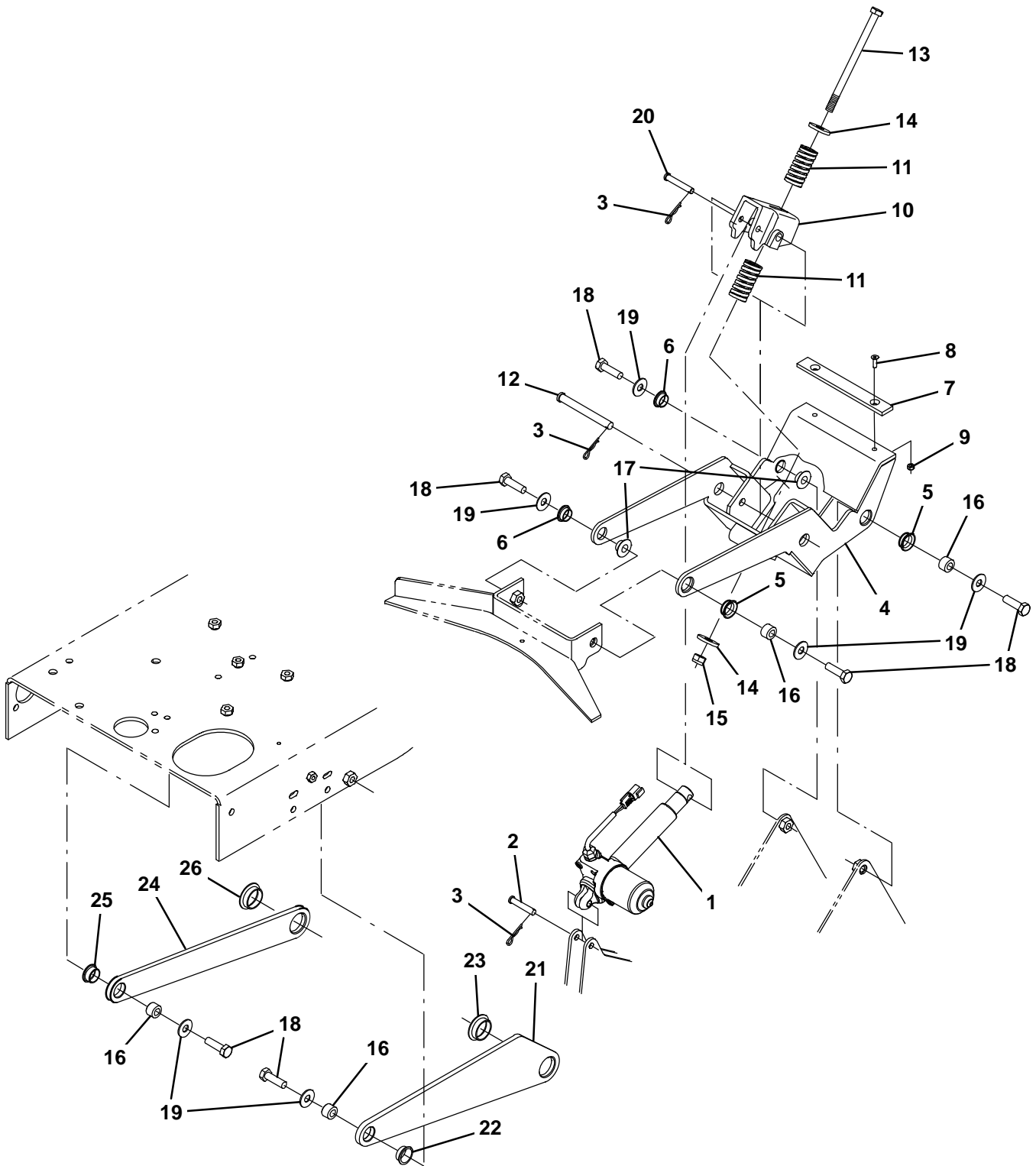


Fig. 12 – Scrub Head Lift Group

Ref.	Part No.	Serial Number	Description	Qty.
	1	1206470	(000000– ) Actuator, 36vdc, 5.00strk, 1100lb	1
	2	29584	(000000– ) Pin, Clevis, 0.37d X 2.00l	1
	3	44906	(000000– ) Pin, Cotter, Hair, 0.38d .093 Wir	3
▽		9020250	(000000– ) Link Assy, Lift, Head, Afmkt [T17]	1
▲	4	1204713	(000000– ) Arm Wldt, Lift	1
▲	5	1210257	(000000– ) Bushing, Flng, 0.88b 1.0d 0.37l	2
▲	6	04928	(000000– ) Bushing, Flng, 0.50b 0.59d 0.38l	2
▲	7	1205133	(000000– ) Pad, Stop, Rbr	1
▲	8	16879	(000000– ) Screw, Flt, Soc, M6 X 1.00 X 20, 10.9	2
▲	9	08712	(000000– ) Nut, Hex, Lock, M6 X 1.00, NI, Ss	2
	10	1209769	(000000– ) Bellcrank, Spring, Machined	1
	11	1208208	(000000– ) Spring, Cmpr, 1.25od Flat Wir 02.5l	2
	12	59668	(000000– ) Pin, Clevis, 0.50d X 4.50l	1
	13	1212623	(000000– ) Screw, Hex, M12 X 1.75 X 180, 8.8	1
	14	35843	(000000– ) Washer, Flat, 0.53b 1.50d .19, Stl	2
	15	09741	(000000– ) Nut, Hex, Lock, M12 X 1.75, NI, Ss	1
	16	1210262	(000000– ) Sleeve, P/M, 0.50b 0.87d 0.6l [430ss]	4
	17	1210177	(000000– ) Sleeve, P/M, Flng, 0.50b 1.25/0.75d 0.4l	2
	18	06969	(000000– ) Screw, Hex, M12 X 1.75 X 40, 8.8	6
	19	1210179	(000000– ) Washer, Flat, 0.50b 1.25d 0.8, Stl, PI	6
	20	222260	(000000– ) Pin, Clevis, 0.37d X 2.25l	1
▽		9020251	(000000– ) Plate Assy, Side, Head, Afmkt [T17]	1
▲	21	1207158	(000000– ) Arm, Lift, Idler	1
▲	22	1210630	(000000– ) Bushing, Flng, 0.88b 1.0d 0.50l	1
▲	23	1210624	(000000– ) Bushing, Flng, 1.25b 1.41d 0.50l	1
▽		9020253	(000000– ) Plate Assy, Side, Head, Afmkt [T17]	1
▲	24	1207157	(000000– ) Arm, Lift, Idler, Rh	1
▲	25	1210630	(000000– ) Bushing, Flng, 0.88b 1.0d 0.50l	1
▲	26	1210624	(000000– ) Bushing, Flng, 1.25b 1.41d 0.50l	1

**Fig. 13 – Scrub Head and Drive Motor Group, Disk**

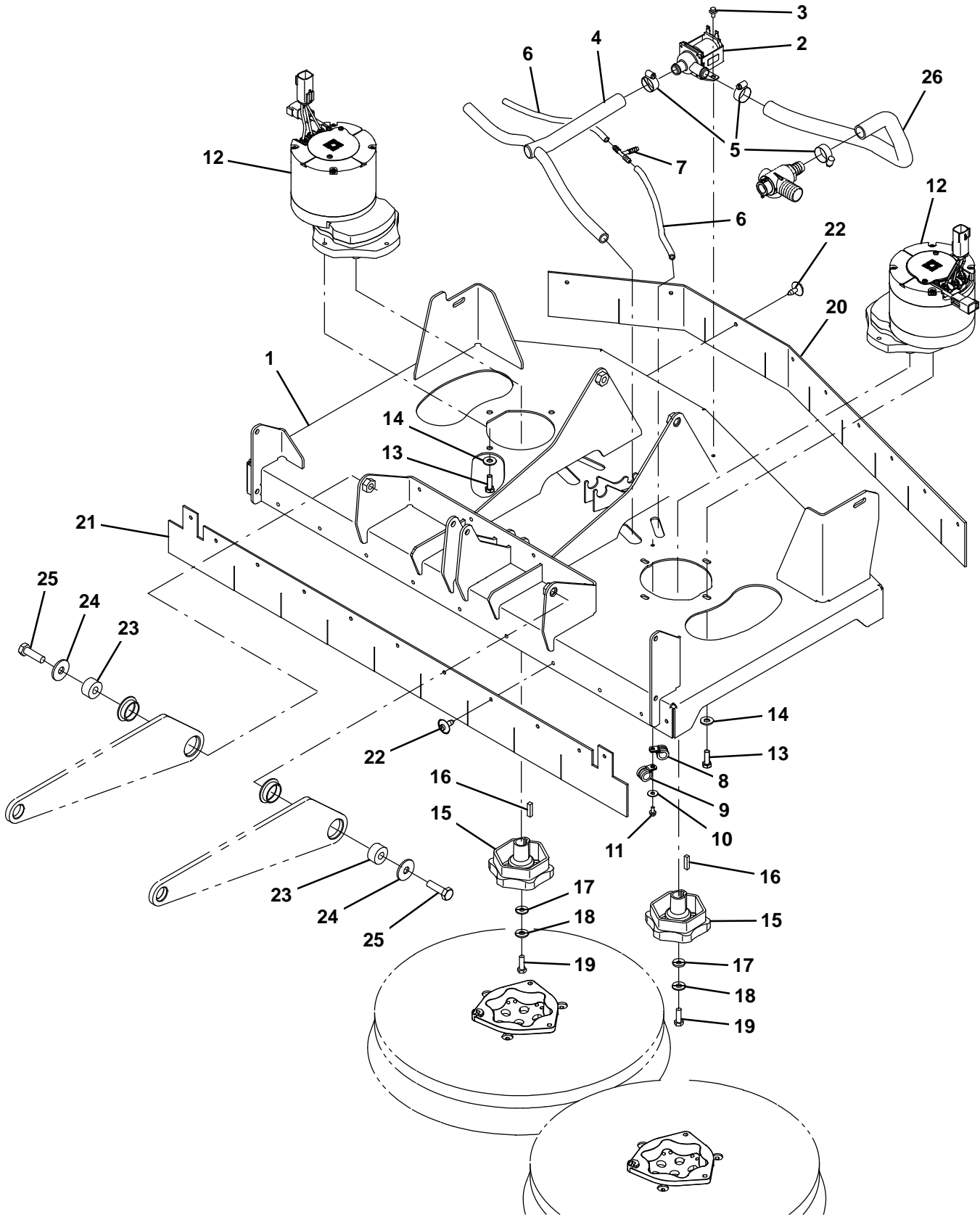




Fig. 13 – Scrub Head and Drive Motor Group, Disk

Ref.	Part No.	Serial Number	Description	Qty.	
1	1213200	(000000–	) Head Wldt, Disk	1	
2	84028	(000000–	) Valve, Water, Solenoid – 36v	1	
3	222158	(000000–	) Screw, Hex, M6 X 1.00 X 10, Fmg	2	
4	1205131	(000000–	) Manifold, Soltn	1	
5	63810	(000000–	) Clamp, Hose, Wormdrive, 0.56–1.06d, .56w	3	
6	1011409	(000000–	) Hose, Afmkt, Pvc, Brd, 0.25id, 01ft	2	
7	150713	(000000–	) Fitting, Plstc, Tee, Bm04/Bm04/Bm04	1	
8	1016354	(000000–	) Clamp, Cable, Ss, 0.50d X 0.50w [Insul]	2	
9	07471	(000000–	) Clamp, Cable, Stl, 0.75d X 0.75w, 1hole	2	
10	01684	(000000–	) Washer, Flat, 0.27b 0.69d .05, Ss	2	
11	222158	(000000–	) Screw, Hex, M6 X 1.00 X 10, Fmg	2	
▽	9020238	(000000–	) Motor Assy, Disk, Afmkt [T17]	2	
▲	12	1204356	(000000–	) Motor, Ele, 36vdc, 350 Rpm 1.5hp Gear	1
▲	13	09010	(000000–	) Screw, Hex, M8 X 1.25 X 25, Ss	4
▲	14	01685	(000000–	) Washer, Flat, 0.38b 0.88d .08, Ss	4
▲	15	377364	(000000–	) Hub, Drive, Brush, Disk, 0.75b [6t]	1
▲	16	00928	(000000–	) Key, Sq, 0.25 X 0.25, 1.00l	1
▲	17	41186	(000000–	) Washer, Flat, Belleville, .31	1
▲	18	01686	(000000–	) Washer, Flat, 0.44b 1.00d .08, Ss	1
▲	19	09010	(000000–	) Screw, Hex, M8 X 1.25 X 25, Ss	1
▽	9020242	(000000–	) Skirt Kit, Disk, Afmkt [T17]	1	
▲	20	1204458	(000000–	) Skirt, Rbr, Rear	1
▲	21	1204460	(000000–	) Skirt, Rbr, Front	1
▲	22	72968	(000000–	) Rivet, Plstc, .250d X 0.90	20
23	1210660	(000000–	) Pivot, Lift	2	
22	72968	(000000–	) Rivet, Plstc, .250d X 0.90	20	
23	1210660	(000000–	) Pivot, Lift	2	
24	1210667	(000000–	) Washer, Flat, 0.5b 1.5d .12, Stl, Pl	2	
25	06969	(000000–	) Screw, Hex, M12 X 1.75 X 40, 8.8	2	
26	1045041	(000000–	) Hose, Afmkt, Pvc, Wir, 0.75 Id, 03Ft, Clr	1	

Fig. 14 – Scrub Head Frame Group, Cylindrical

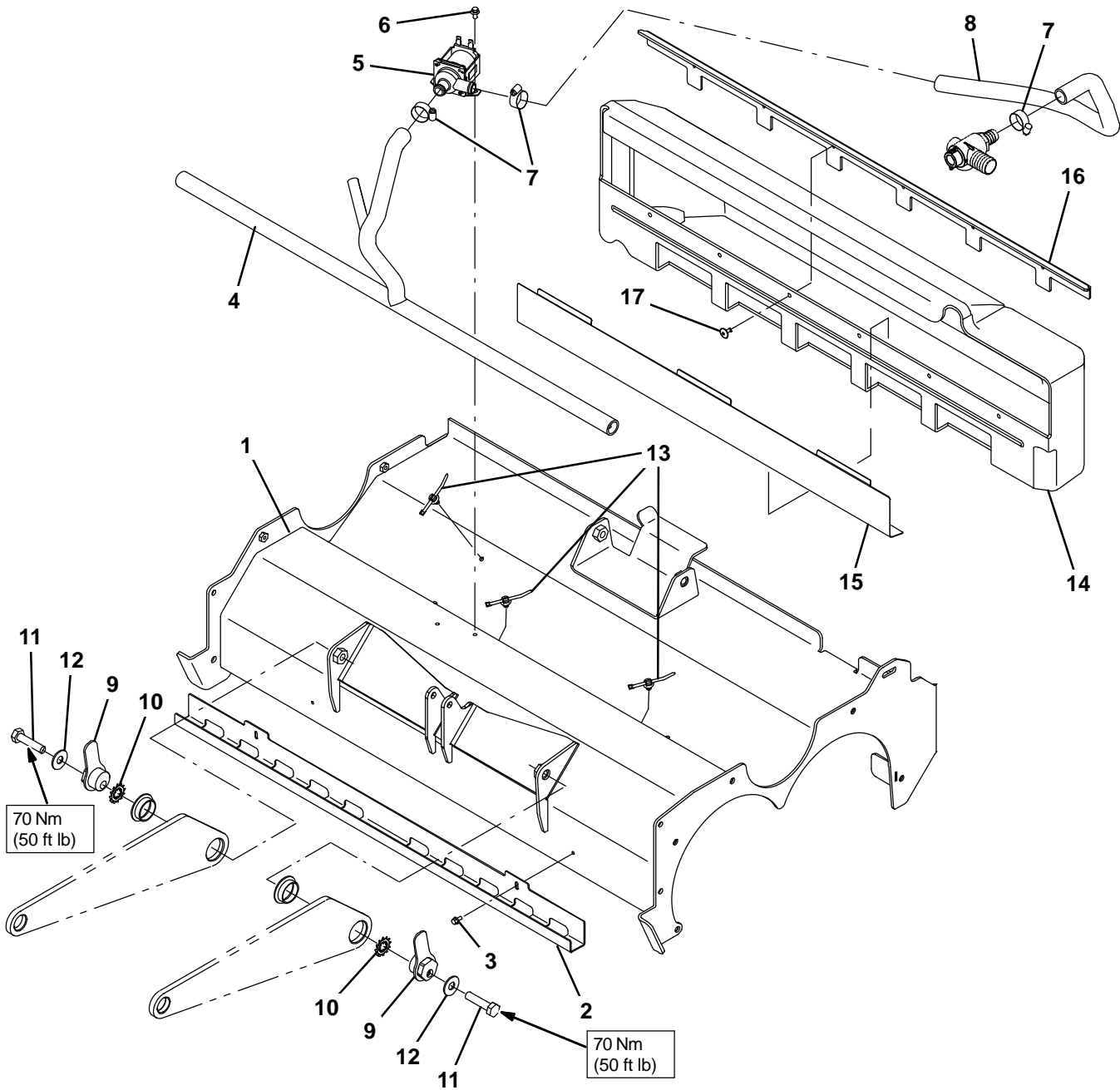


Fig. 14 – Scrub Head Frame Group, Cylindrical

Ref.	Part No.	Serial Number	Description	Qty.	
1	1213161	(000000–	) Housing Wldt, Scb, Cyl	1	
2	1205011	(000000–	) Clamp Bracket, Distribution	1	
3	223198	(000000–	) Screw, Hex, M5 X 0.80 X 10, Fmg	2	
4	1205010	(000000–	) Manifold, Bar, Spray	1	
5	84028	(000000–	) Valve, Water, Solenoid – 36v	1	
6	222158	(000000–	) Screw, Hex, M6 X 1.00 X 10, Fmg	2	
7	63810	(000000–	) Clamp, Hose, Wormdrive, 0.56–1.06d, .56w	3	
8	1045041	(000000–	) Hose, Afmkt, Pvc, Wir, 0.75id, 03ft, Clr	1	
9	1210618	(000000–	) Pivot Wldt	2	
10	41143	(000000–	) Washer, Lock, Int–Ext, 0.50	2	
11	06971	(000000–	) Screw, Hex, M12 X 1.75 X 50, 8.8	2	
12	1210179	(000000–	) Washer, Flat, 0.50b 1.25d 0.8, Stl, Pl	2	
13	1210807	(000000–	) Wire, Tie [W/.25" Fir Tree Clip]	3	
▽	9020215	(000000–	) Tray Kit, Debris, Cyl, Afmkt [T17]	1	
▲	14	1207108	(000000–	) Hopper, Debris, Trimmed	1
▲	15	1207126	(000000–	) Angle, Stl, Perforated .03	1
▲	16	1207127	(000000–	) Lip, Tray, Debris	1
▲	17	68567	(000000–	) Rivet, Blind, .188d X 0.53 X .62d, Alm	6

**Fig. 15 – Scrub Head Drive Motors Group, Cylindrical**

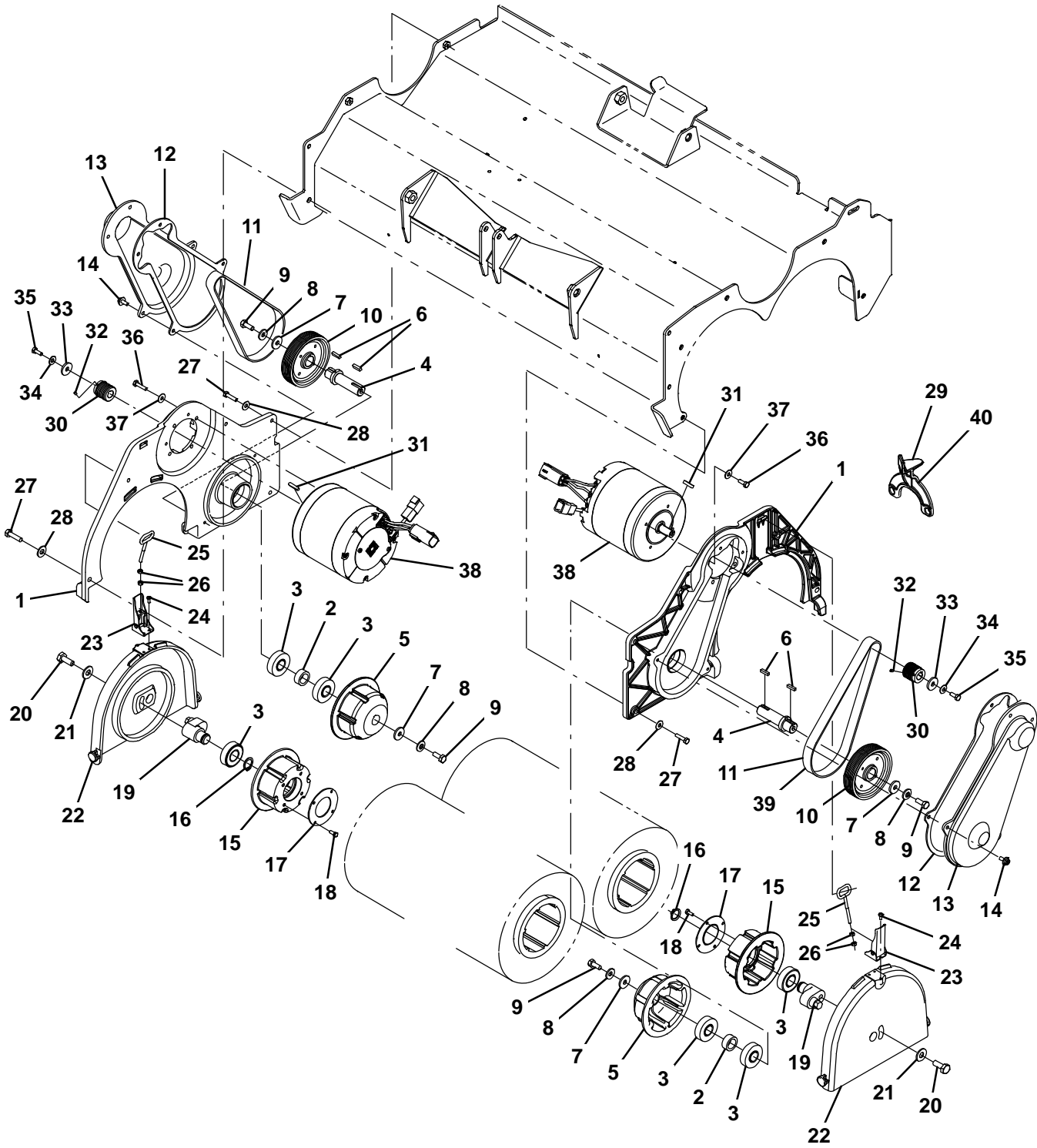


Fig. 15 – Scrub Head Drive Motors Group, Cylindrical

Ref.	Part No.	Serial Number	Description	Qty.
▽	9020235	(000000–	) Panel Assy, Cyl, Afmkt [T17]	2
▲	1 1204637	(000000–	) Plate, Side, Wrap	1
▲	2 1204634	(000000–	) Spacer, Brg	1
▲	3 46390	(000000–	) Bearing, Ball, 0.79b 1.85d 0.55w	3
▲	4 1204643	(000000–	) Shaft, Drive, Brush	1
▲	5 1204881	(000000–	) Plug, Drive, Brush	1
▲	6 00911	(000000–	) Key, Sq, 0.19 X 0.19, 0.75l	2
▲	7 1017218	(000000–	) Washer, Flat, 0.32b 1.00d .12, Ss	2
▲	8 41186	(000000–	) Washer, Flat, Belleville, .31	2
▲	9 12273	(000000–	) Screw, Hex, M8 X 1.25 X 20, NI, Ss	2
▲	10 1204639	(000000–	) Sheave, 09grv, 4.13pd 0.75b [Pj]	1
▲	11 1204640	(000000–	) Belt Kit, Drive	1
▲▽	9020245	(000000–	) Cover Kit, Belt, Cyl, Afmkt [T7] (2 Kits Required)	1
▲▲	12 1204880	(000000–	) Gasket, Belt, Cover	1
▲▲	13 1204642	(000000–	) Cover, Belt	1
▲▲	14 1034731	(000000–	) Screw, Hex, M6 X 1.00 X 16, Ss, Sems	4
▲▽	9020240	(000000–	) Door Assy, Idler, Cyl, Afmkt [T17] (2 Kits Required)	2
▲▲	15 1204790	(000000–	) Plug, Idler, Brush	1
▲▲	16 26428	(000000–	) Ring, Retaining, Ext, 0.75d, Hd	1
▲▲	17 1056838	(000000–	) Retainer, Brg, Iron Gray	1
▲▲	18 09738	(000000–	) Screw, Hex, M5 X 0.80 X 12, Ss	4
▲▲	19 1204791	(000000–	) Cam, Adj, Brush	1
▲▲	20 09028	(000000–	) Screw, Hex, M10 X 1.50 X 25, Ss	1
▲▲	21 01686	(000000–	) Washer, Flat, 0.44b 1.00d .08, Ss	1
▲▲	22 1204441	(000000–	) Cover, Plug, Idler	1
▲▲	23 386257	(000000–	) Latch	1
▲▲	24 49697	(000000–	) Screw, Pan, Phl, M4 X 0.70 X 10, Ss	3
▲▲	25 386274	(000000–	) Hook Wldt, Latch	1
▲▲	26 50335	(000000–	) Nut, Hex, Std, M5 X 0.80, 8	2
▲	27 09007	(000000–	) Screw, Hex, M6 X 1.00 X 25, Ss	5
▲	28 01684	(000000–	) Washer, Flat, 0.27b 0.69d .05, Ss	5
▲	29 1212849	(000000–	) Tool, Installation, Belt	1
▽	9020239	(000000–	) Motor Assy, Cyl, Afmkt [T17]	2
▲	30 1204638	(000000–	) Sheave, 09grv, 1.18pd 0.55b [Pj]	1
▲	31 1014328	(000000–	) Key, Sq, 05mm X 05mm, 25mml	1
▲	32 222818	(000000–	) Screw, Set, Soc, 08–32 X 0.25, NI	1
▲	33 1017218	(000000–	) Washer, Flat, 0.32b 1.00d .12, Ss	1
▲	34 41185	(000000–	) Washer, Flat, Belleville, .25	1
▲	35 06944	(000000–	) Screw, Hex, M6 X 1.00 X 16	1
▲	36 15678	(000000–	) Screw, Hex, M6 X 1.00 X 16, Ss	4
▲	37 01684	(000000–	) Washer, Flat, 0.27b 0.69d .05, Ss	4
▲	38 1204357	(000000–	) Motor, Ele, 36vdc, 1750 Rpm 1.5hp	1
▽	9020237	(000000–	) Belt, Kit, Cyl, Afmkt [T17]	2
▲	39 1204640	(000000–	) Belt, Drive	1
▲	40 1212849	(000000–	) Tool, Installation, Belt	1

**Fig. 16 – Scrub Head Side Squeegee Group, Right Hand**

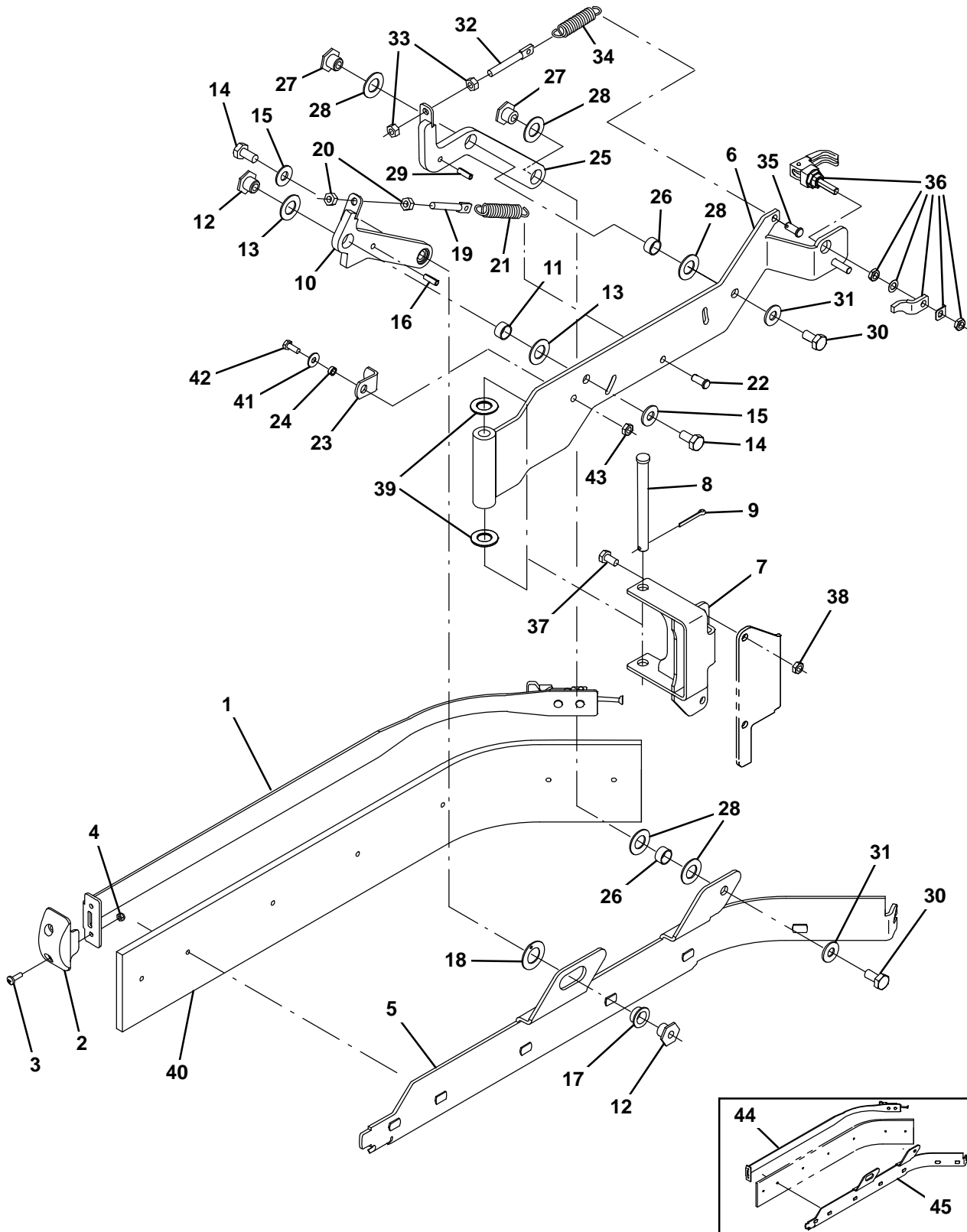


Fig. 16 – Scrub Head Side Squeegee Group, Right Hand

Ref.	Part No.	Serial Number	Description	Qty.
▽		9013756	(010468– ) Squeegee Kit, Side, Rh	1
▲	1	1216949	(010468– ) Retainer Assy, Side Sqge, With Latch	1
▲	2	1211884	(010468– ) Guide, Sqge, Side	1
▲	3	1045487	(010468– ) Screw, Pan, Phl, M5 X 0.80 X 16, Blk	2
▲	4	09739	(010468– ) Nut, Hex, Lock, M5 X 0.80, NI, Ss	2
▲	5	1216950	(010468– ) Holder Wldt, blade, Rh	1
	6	1213007	(000000– ) Arm Wldt, Rh	1
	7	1213093	(000000– ) Bracket Wldt, Pivot, Sqge	1
	8	51538	(000000– ) Pin, Clevis, 0.50d X 5.00l	1
	9	08236	(000000– ) Pin, Cotter, .156 X 1.25	1
▽		9020243	(000000– ) Arm Kit, Sqge, Front, Rh, Afmkt	1
▲	10	1213061	(000000– ) Arm Wldt, Front, Rh	1
▲	11	71607	(000000– ) Bushing, Sleeve, 0.63b 0.72d 0.38l	1
▲	12	1022846	(000000– ) Nut, T, M10 X 1.50 X 15.80od X 13.0l	2
▲	13	64425	(000000– ) Washer, Thrust, 0.61b 1.25d .06, Fgl	2
▲	14	09291	(000000– ) Screw, Hex, M10 X 1.50 X 20, Ss	2
▲	15	01686	(000000– ) Washer, Flat, 0.44b 1.00d .08, Ss	2
▲	16	17404	(000000– ) Pin, Roll, .250d X 0.75l, .250/.256	1
▲	17	25735	(000000– ) Bushing, Fling, 0.63b 0.75d 0.38l	1
▲	18	04846	(000000– ) Washer, Thrust, 0.79b 1.42d 0.06[Garlok]	1
▲	19	386088	(000000– ) Bolt, Eye, M8 X 1.25 X 070mm, 05.50 Eye	1
▲	20	07786	(000000– ) Nut, Hex, Std, M8 X 1.25, Ss	2
▲	21	363469	(000000– ) Spring, Extn, 0.75od 0.10wir 03.0l	1
▲	22	10120	(000000– ) Clevis, 0.31d X 0.75l	1
	23	386391	(000000– ) Bracket, Latch, Dbl Scb, Sqge, Side	1
	24	80491	(000000– ) Sleeve, P/M, 0.25b 0.38d 0.2l [430ss]	1
▽		9020244	(000000– ) Arm Kit, Sqge, Rear, Rh, Afmkt	1
▲	25	1213060	(000000– ) Arm Wldt, Rear, Rh	1
▲	26	71607	(000000– ) Bushing, Sleeve, 0.63b 0.72d 0.38l	2
▲	27	1022846	(000000– ) Nut, T, M10 X 1.50 X 15.80od X 13.0l	2
▲	28	64425	(000000– ) Washer, Thrust, 0.61b 1.25d .06, Fgl	5
▲	29	17404	(000000– ) Pin, Roll, .250d X 0.75l, .250/.256	1
▲	30	09291	(000000– ) Screw, Hex, M10 X 1.50 X 20, Ss	2
▲	31	01686	(000000– ) Washer, Flat, 0.44b 1.00d .08, Ss	2
▲	32	386088	(000000– ) Bolt, Eye, M8 X 1.25 X 070mm, 05.50 Eye	1
▲	33	07786	(000000– ) Nut, Hex, Std, M8 X 1.25, Ss	2
▲	34	363469	(000000– ) Spring, Extn, 0.75od 0.10wir 03.0l	1
▲	35	10120	(000000– ) Clevis, 0.31d X 0.75l	1
	36	1065134	(000000– ) Latch, Cmpr, Yel Grip	1
	37	16735	(000000– ) Screw, Hex, M8 X 1.25 X 16, 8.8	2
	38	08713	(000000– ) Nut, Hex, Lock, M8 X 1.25, NI, Ss	2
	39	64425	(000000– ) Washer, Thrust, 0.61b 1.25d .06, Fgl	2
	40	1213211	(000000– ) Blade, Sqge, Side, Linatex	1
	40	1213266	(000000– ) Blade, Sqge, Side, Urethane (Option)	1
	40	1213267	(000000– ) Blade, Sqge, Side, Rubber (Option)	1
	41	01684	(000000– ) Washer, Flat, 0.27b 0.69d .05, Ss	1
	42	15678	(000000– ) Screw, Hex, M6 X 1.00 X 16, Ss	1
	43	08712	(000000– ) Nut, Hex, Lock, M6 X 1.00, NI, Ss	1
	44	1210430	(000000–010467 ) Retainer Wldt, Side Sqge, With Latch (Repl by 9013756)	1
	45	1213229	(000000–010467 ) Holder Wldt, Blade, Rh (Repl by 9013756)	1

Fig. 17 - Scrub Head Side Squeegee Group, Left Hand

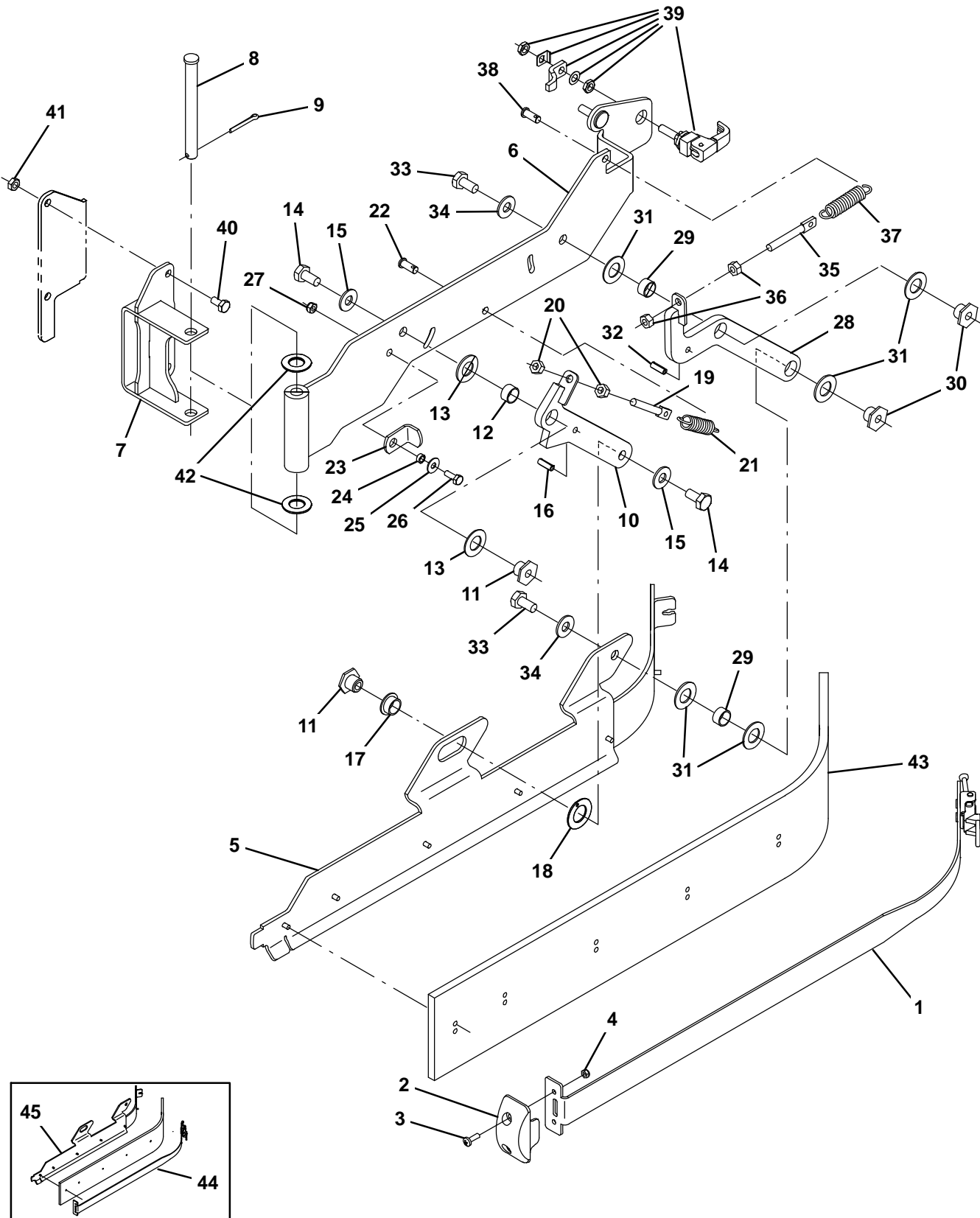




Fig. 17 – Scrub Head Side Squeegee Group, Left Hand

Ref.	Part No.	Serial Number	Description	Qty.
▽	9013757	(010468–	) Squeegee Kit, Side, Lh	1
▲	1 1216949	(010468–	) Retainer Assy, Side Sqge, With Latch	1
▲	2 1211884	(010468–	) Guide, Sqge, Side	1
▲	3 1045487	(010468–	) Screw, Pan, Phl, M5 X 0.80 X 16, Blk	2
▲	4 09739	(010468–	) Nut, Hex, Lock, M5 X 0.80, NI, Ss	2
▲	5 1216951	(010468–	) Holder Wldt, Blade, Lh	1
	6 1213228	(000000–	) Arm Wldt, Lh	1
	7 1213093	(000000–	) Bracket Wldt, Pivot, Sqge	1
	8 51538	(000000–	) Pin, Clevis, 0.50d X 5.00l	1
	9 08236	(000000–	) Pin, Cotter, .156 X 1.25	1
▽	9013046	(000000–	) Arm Kit, Sqge, Front, Lh, Afmkt	1
▲	10 1213244	(000000–	) Arm Wldt, Front, Lh	2
▲	11 1022846	(000000–	) Nut, T, M10 X 1.50 X 15.80od X 13.0l	1
▲	12 71607	(000000–	) Bushing, Sleeve, 0.63b 0.72d 0.38l	1
▲	13 64425	(000000–	) Washer, Thrust, 0.61b 1.25d .06, Fgl	2
▲	14 09291	(000000–	) Screw, Hex, M10 X 1.50 X 20, Ss	2
▲	15 01686	(000000–	) Washer, Flat, 0.44b 1.00d .08, Ss	2
▲	16 17404	(000000–	) Pin, Roll, .250d X 0.75l, .250/.256	1
▲	17 25735	(000000–	) Bushing, Flng, 0.63b 0.75d 0.38l	1
▲	18 04846	(000000–	) Washer, Thrust, 0.79b 1.42d 0.06[Garlok]	1
▲	19 386088	(000000–	) Bolt, Eye, M8 X 1.25 X 070mm, 05.50 Eye	1
▲	20 07786	(000000–	) Nut, Hex, Std, M8 X 1.25, Ss	2
▲	21 363469	(000000–	) Spring, Extn, 0.75od 0.10wir 03.0l	1
▲	22 10120	(000000–	) Clevis, 0.31d X 0.75l	1
	23 386391	(000000–	) Bracket, Latch, Dbl Scb, Sqge, Side	1
	24 80491	(000000–	) Sleeve, P/M, 0.25b 0.38d 0.2l [430ss]	1
	25 01684	(000000–	) Washer, Flat, 0.27b 0.69d .05, Ss	1
	26 15678	(000000–	) Screw, Hex, M6 X 1.00 X 16, Ss	1
	27 08712	(000000–	) Nut, Hex, Lock, M6 X 1.00, NI, Ss	1
▽	9013047	(000000–	) Arm Kit, Sqge, Rear, Lh, Afmkt	1
▲	28 1213243	(000000–	) Arm Wldt, Rear, Lh	1
▲	29 71607	(000000–	) Bushing, Sleeve, 0.63b 0.72d 0.38l	2
▲	30 1022846	(000000–	) Nut, T, M10 X 1.50 X 15.80od X 13.0l	2
▲	31 64425	(000000–	) Washer, Thrust, 0.61b 1.25d .06, Fgl	5
▲	32 17404	(000000–	) Pin, Roll, .250d X 0.75l, .250/.256	1
▲	33 09291	(000000–	) Screw, Hex, M10 X 1.50 X 20, Ss	2
▲	34 01686	(000000–	) Washer, Flat, 0.44b 1.00d .08, Ss	2
▲	35 386088	(000000–	) Bolt, Eye, M8 X 1.25 X 070mm, 05.50 Eye	1
▲	36 07786	(000000–	) Nut, Hex, Std, M8 X 1.25, Ss	2
▲	37 363469	(000000–	) Spring, Extn, 0.75od 0.10wir 03.0l	1
▲	38 10120	(000000–	) Clevis, 0.31d X 0.75l	1
	39 1065134	(000000–	) Latch, Cmpr, Yel Grip	1
	40 16735	(000000–	) Screw, Hex, M8 X 1.25 X 16, 8.8	2
	41 08713	(000000–	) Nut, Hex, Lock, M8 X 1.25, NI, Ss	2
	42 64425	(000000–	) Washer, Thrust, 0.61b 1.25d .06, Fgl	2
	43 1213211	(000000–	) Blade, Sqge, Side, Linatex	1
	43 1213266	(000000–	) Blade, Sqge, Side, Urethane (Option)	1
	43 1213267	(000000–	) Blade, Sqge, Side, Rubber (Option)	1
	44 1210430	(000000–010467	) Retainer Wldt, Side Sqge, With Latch (Repl by 9013757)	1
	45 1213234	(000000–010467	) Holder Wldt, Blade, Lh (Repl by 9013757)	1

Fig. 18 – Solution Tank Group

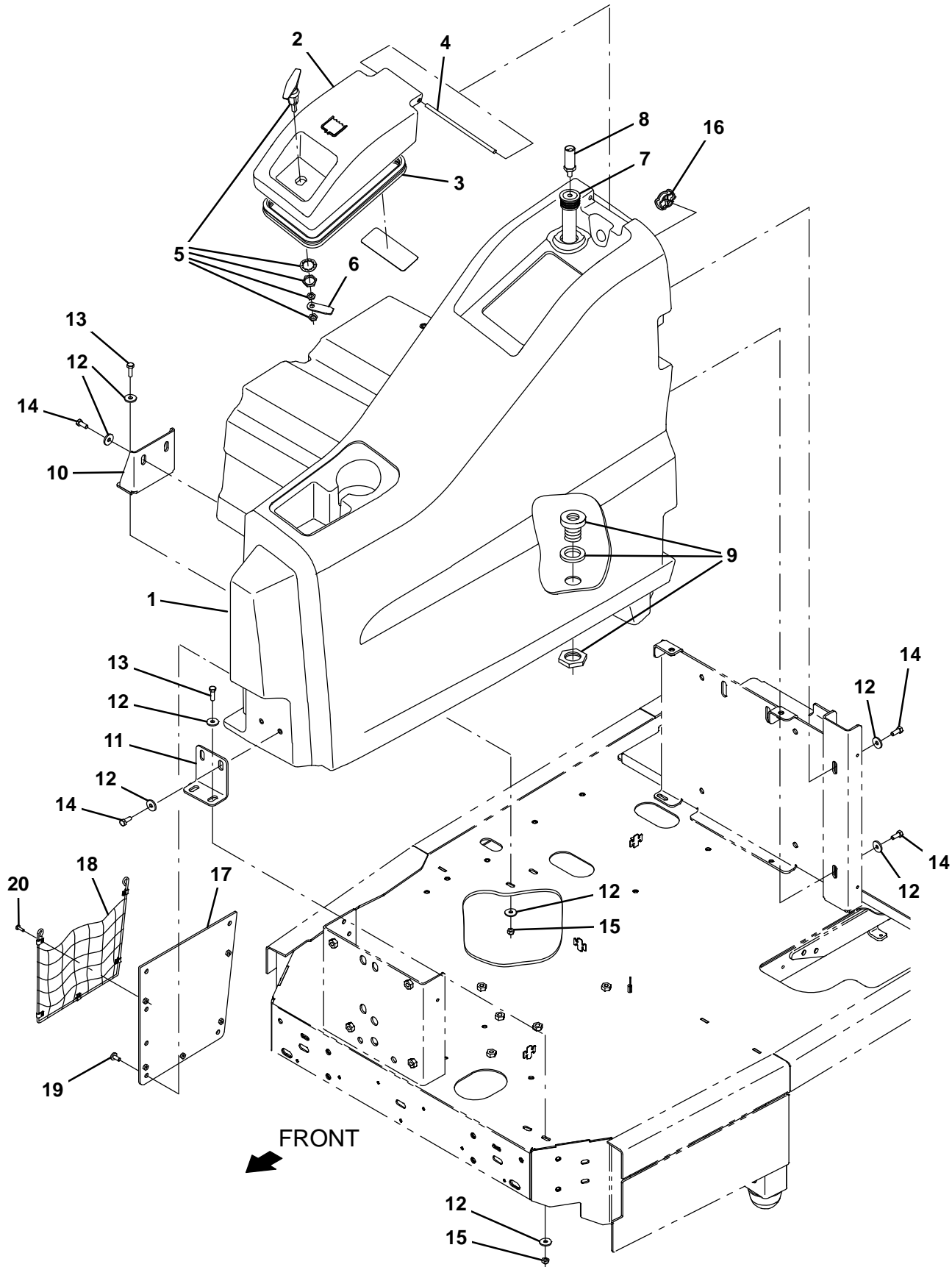


Fig. 18 – Solution Tank Group

Ref.	Part No.	Serial Number	Description	Qty.
1	9020210	(000000–	) Tank, Soltn, Afmkt [T17]	1
2	9020241	(000000–	) Cover Assy, Tank, Sol, Afmkt [T17]	1
2	9020284	(000000–	) Cover Assy, Tank, Sol, Tj Afmkt [T17] (Japan Only)	1
3	1066431	(000000–	) Seal, Afmkt, Bulb, Dual, 03ft [F/.30gap]	1
4	1060673	(000000–	) Bar, Rnd, Plastic, 0.31D 08.5L	1
5	386324	(000000–	) Handle	1
6	1206948	(000000–	) Bracket, Pawl, Handle	1
7	1212298	(000000–	) Tube Assy, 34.2l	1
8	1062651	(000000–	) Sensor, Press, 3 Psi, 8–30vdc	1
9	377349	(000000–	) Fitting, Plstc, Pf12/Pf12, Bh	1
10	1204114	(000000–	) Bracket, Mtg, Tank, Soltn, Rh	1
11	1206060	(000000–	) Bracket, Mtg, Tank, Soltn, Front	1
12	1017218	(000000–	) Washer, Flat, 0.32b 1.00d .12, Ss	14
13	09010	(000000–	) Screw, Hex, M8 X 1.25 X 25, Ss	4
14	12273	(000000–	) Screw, Hex, M8 X 1.25 X 20, NI, Ss	6
15	08713	(000000–	) Nut, Hex, Lock, M8 X 1.25, NI, Ss	4
16	390994	(000000–	) Plug, Hole, Soltn Tank, Blk Pyu	1
17	1207229	(000000–	) Plate Wldt, Mesh	1
18	1207272	(000000–	) Mesh Assy, Cloth [T17]	1
19	1069311	(000000–	) Screw, Pan, Phl, M8 X 1.25 X 16, Blk	4
20	1045487	(000000–	) Screw, Pan, Phl, M5 X 0.80 X 16, Blk	5

Fig. 19 – Solution Supply Group

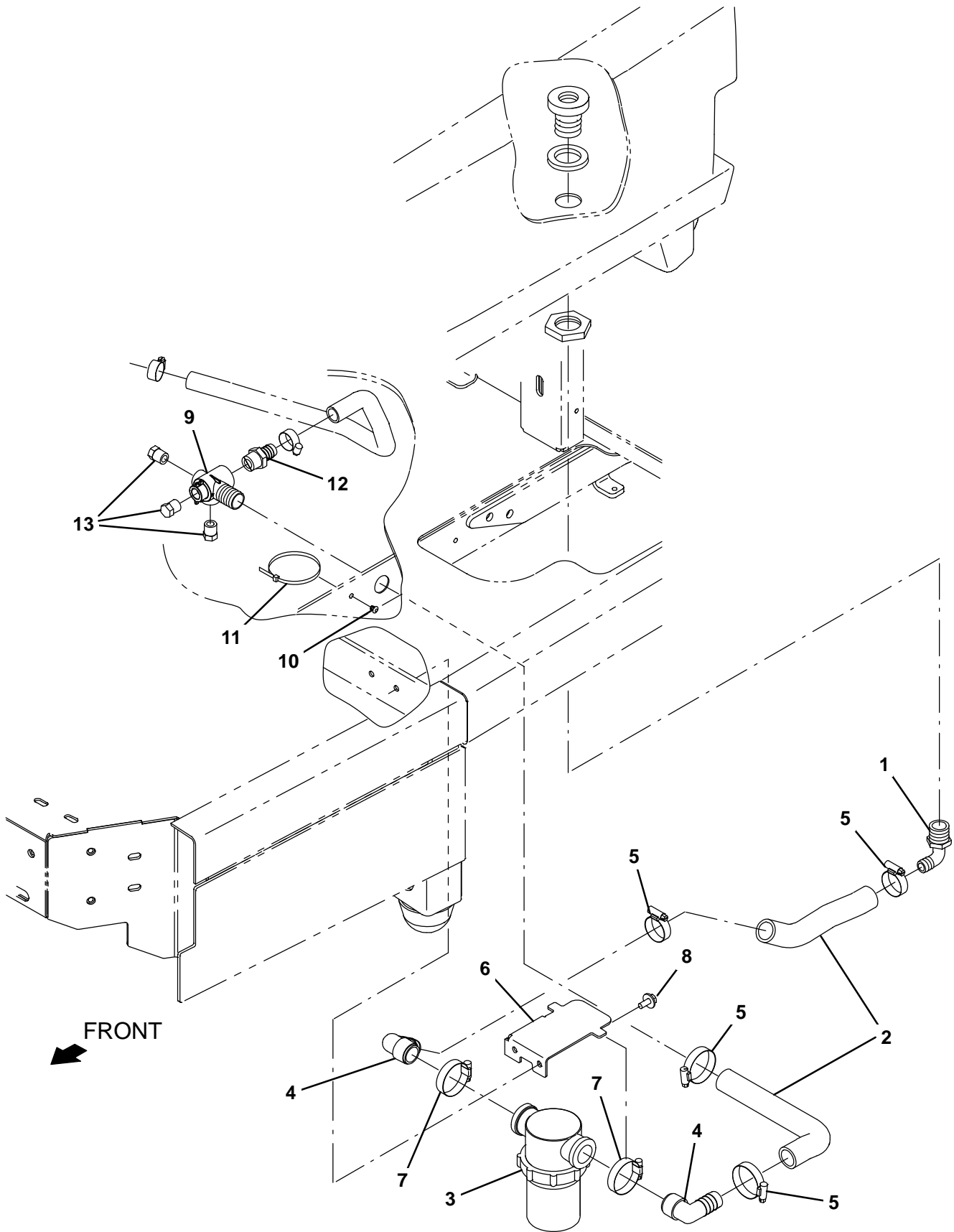


Fig. 19 – Solution Supply Group

Ref.	Part No.	Serial Number	Description	Qty.
1	18595	(000000–	) Fitting, Plstc, E90, Bm16/Pm12	1
2	1214093	(000000–	) Hose, Afmkt, Pvc, Wir, 1.00ld, 01Ft, Clr	1
3	1205428	(000000–	) Filter, Screen, 080 Mesh, In-Line	1
4	1212887	(000000–	) Fitting, Plstc, E90, Bm16/Pm16	2
5	11399	(000000–	) Clamp, Hose, Wormdrive, 0.81–1.50d, .50w	4
6	1207518	(000000–	) Bracket, Mtg, Filter Hsg	1
7	11531	(000000–	) Clamp, Hose, Wormdrive, 1.06–2.00d, .56w	2
8	1020341	(000000–	) Screw, Hex, M8 X 1.25 X 20, Ss, Sems	2
9	1208486	(000000–	) Manifold, Solution Delivery, Main	1
10	1071085	(000000–	) Clip, Tie, 0.25d, Plstc	1
11	763114	(000000–	) Tie, Cable, 11.3l, 2.75d Max	1
12	79273–2	(000000–	) Fitting, Plstc, Str, Bm12/Pm12	1
13	630146	(000000–	) Fitting, Plug, Pm06, Hdpe	3

**Fig. 20 – Recovery Tank Group**

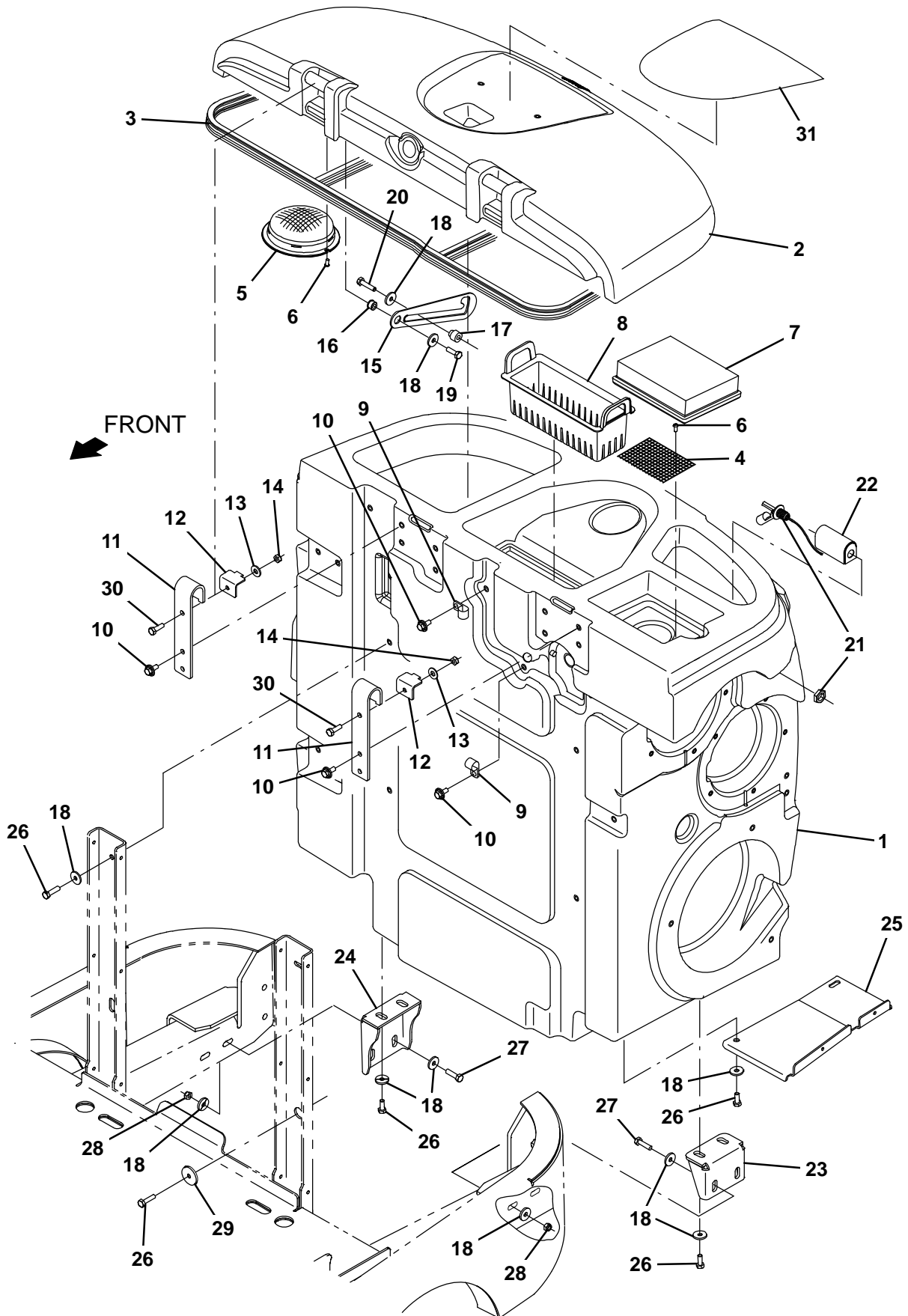


Fig. 20 – Recovery Tank Group

Ref.	Part No.	Serial Number	Description	Qty.
1	9020211	(000000–	) Tank, Rec, Afmkt [T17]	1
2	9020212	(000000–	) Cover Assy, Rec Tank, Afmkt [T17]	1
2	9020286	(000000–	) Cover Assy, Rec Tank, Tj Afmkt [T17] (Japan Only)	1
3	1066434	(000000–	) Seal, Afmkt, Bulb, Dual, 12Ft [F/.30Gap]	1
4	1207887	(000000–	) Screen, Safety, Vac Fan	1
5	1026014	(000000–	) Screen, Vacuum	1
6	382320	(000000–	) Screw, Pan, Phl, 12–16 X 0.50, F/ Plstc	4
7	1037822	(000000–	) Filter, Panl, Dust, 2.0 X 06.1 X 07.6	1
8	1206119	(000000–	) Tray, Debris, Tank	1
9	82829	(000000–	) Clamp, Cable, Stl, 0.63d X 0.75w, 1hole	4
10	1020341	(000000–	) Screw, Hex, M8 X 1.25 X 20, Ss, Sems	8
11	1206961	(000000–	) Bracket, Mtg, Cover, Recvy Tank	2
12	1207130	(000000–	) Bracket, Retain, Hinge, Cover	2
13	01685	(000000–	) Washer, Flat, 0.38B 0.88D .08, Ss	2
14	08713	(000000–	) Nut, Hex, lock, m8 X 1.25, ml, Ss	2
15	1057214	(000000–	) Plate, Arm, Prop	1
16	360460	(000000–	) Sleeve, P/M, 0.34b 0.63d 0.4l, Ss / Oil	1
17	230735	(000000–	) Sleeve, P/M, Flng, 0.33b 0.75/0.50d 0.8l	1
18	1017218	(000000–	) Washer, Flat, 0.32b 1.00d .12, Ss	19
19	12333	(000000–	) Screw, Hex, M8 X 1.25 X 25, Ss, NI	1
20	59658	(000000–	) Screw, Hex, M8 X 1.25 X 35, NI, Ss	1
21	385685	(000000–	) Sensor, Level, Liq, 14vdc 01a .62–11	1
22	1019285	(000000–	) Bracket, Protector, Float Switch	1
23	1205049	(000000–	) Bracket, Mtg, Tank, Recvy, Lh	1
24	1205797	(000000–	) Bracket, Mtg, Tank, Recvy, Rh	1
25	1207209	(000000–	) Bracket, Sppt, Hose, Drain	1
26	12273	(000000–	) Screw, Hex, M8 X 1.25 X 20, NI, Ss	10
27	09011	(000000–	) Screw, Hex, M8 X 1.25 X 30, Ss	4
28	08713	(000000–	) Nut, Hex, Lock, M8 X 1.25, NI, Ss	4
29	379829	(000000–	) Washer, Flat, 0.34b 1.50d .12, Stl, PI	1
30	09010	(000000–	) Screw, Hex, M8 X 1.25 X 25, Ss	2
31	1213110	(000000–	) Label, Hole, Cover, Recvy Tank	1

Fig. 21 - Tank Drains Group

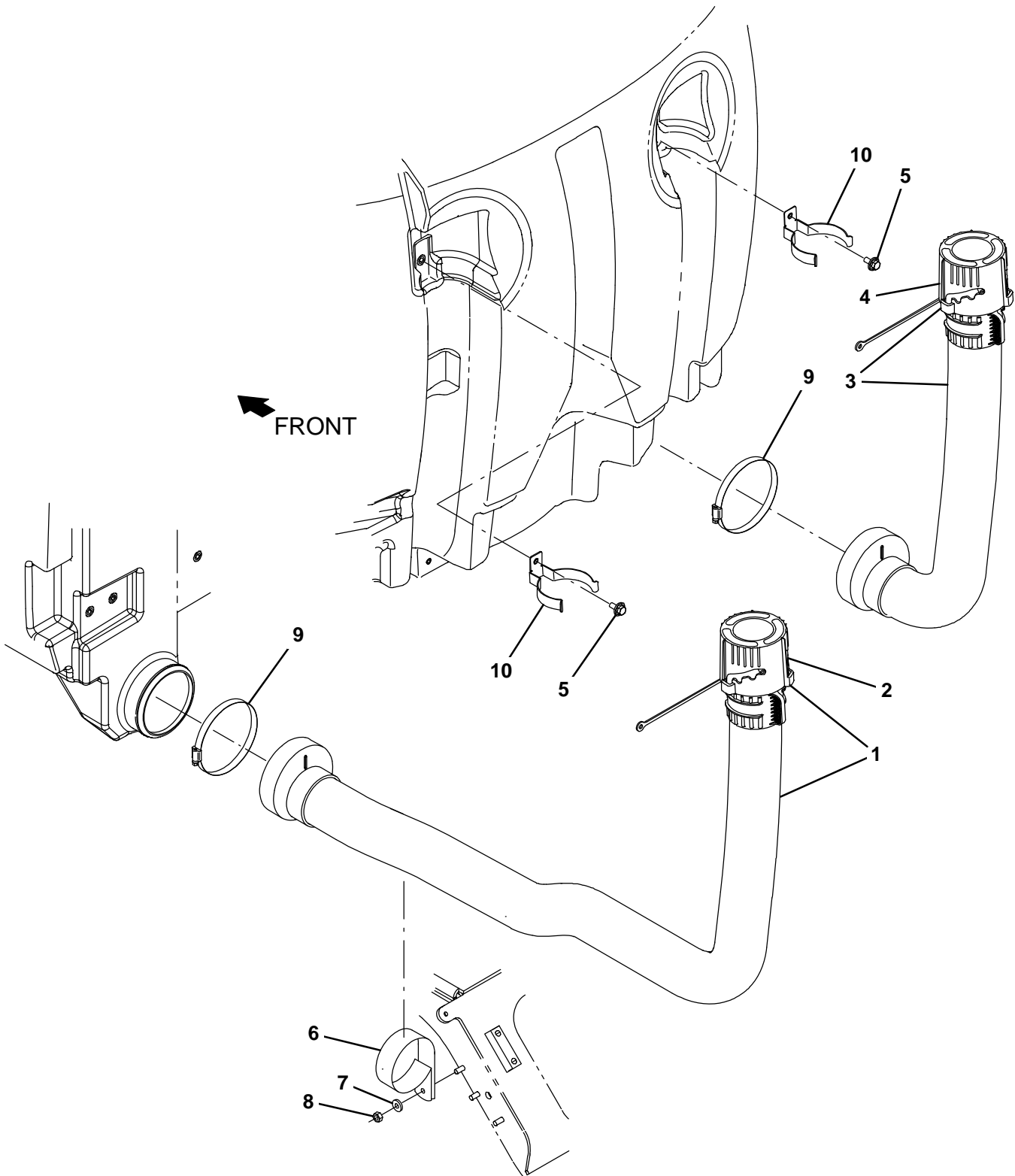




Fig. 21 – Tank Drains Group

	Ref.	Part No.	Serial Number	Description	Qty.
▽	1	1206099	(000000–	) Hose Assy, Drain, 3.0 Id 64 L	1
▲	2	1214337	(000000–	) Cuff Assy, Outer, Drain Hose	1
▽	3	1206370	(000000–	) Hose Assy, Drain, 3.0 Id 35 L	1
▲	4	1214337	(000000–	) Cuff Assy, Outer, Drain Hose	1
	5	1020341	(000000–	) Screw, Hex, M8 X 1.25 X 20, Ss, Sems	2
	6	1207562	(000000–	) Clamp, Cable, Stl, 3.25d X 1.00w, 1hole	1
	7	01685	(000000–	) Washer, Flat, 0.38b 0.88d .08, Ss	1
	8	08713	(000000–	) Nut, Hex, Lock, M8 X 1.25, NI, Ss	1
	9	1201434	(000000–	) Clamp, Hose, Wormdrive, 4.63–5.50, 0.5w	2
	10	1209684	(000000–	) Bracket, Mtg, Hose	2

**Fig. 22 – Vacuum Fans and Rear Side Door Group**

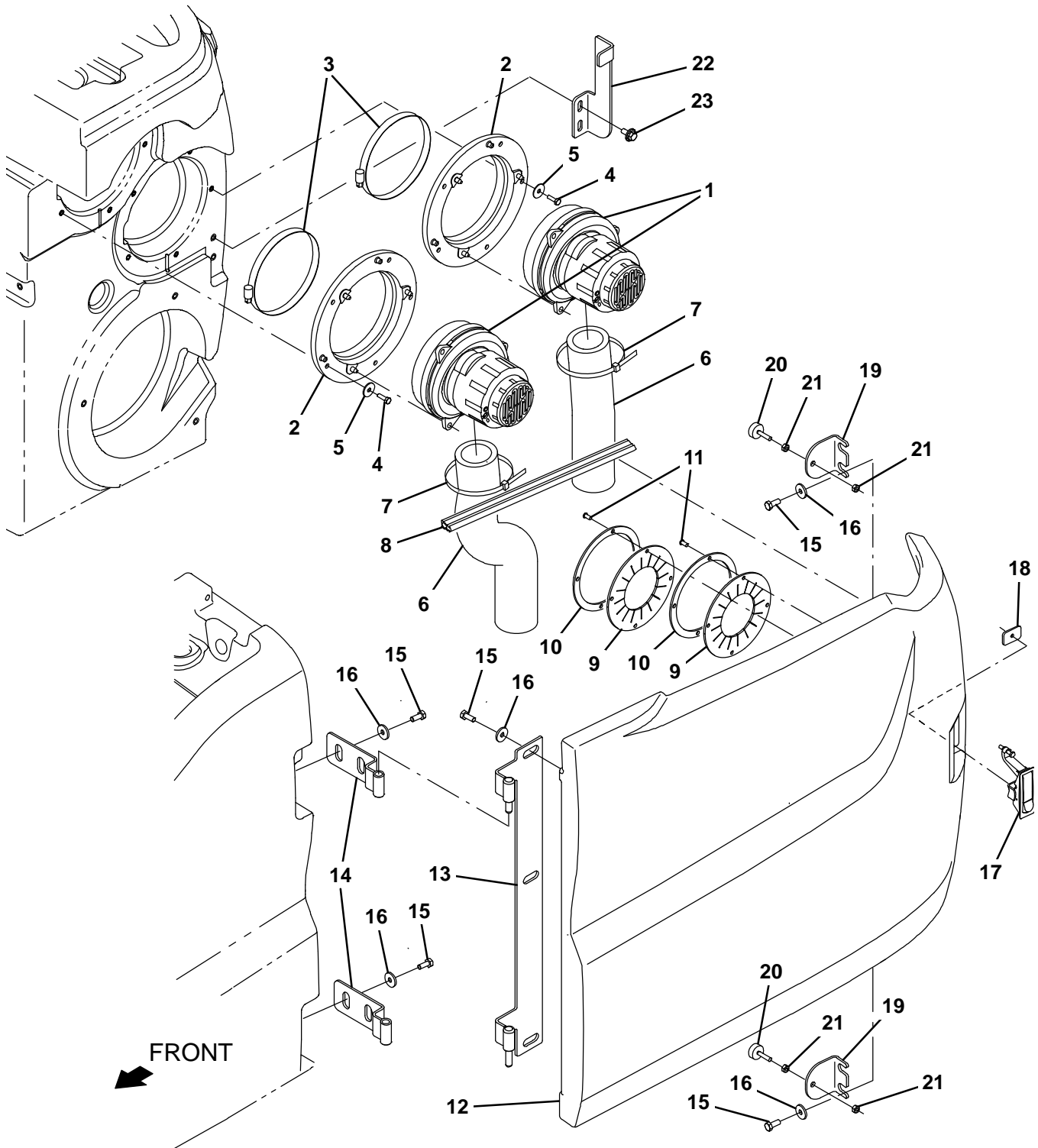


Fig. 22 – Vacuum Fans and Rear Side Door Group

Ref.	Part No.	Serial Number	Description	Qty.
▽	1	1200149	(000000– ) Fan, Vacuum, 6.6d, 036vdc, 1 Stage [Bpt]	2
▲		1206774	(000000– ) Brush Kit, Motor, Fan	1
	2	1201267	(000000– ) Assy, Seal, Mtg, Vacfan	2
	3	49891	(000000– ) Clamp, Hose, Wormdrive, 5.56–6.50d, .56w	2
	4	08716	(000000– ) Screw, Hex, M6 X 1.00 X 20, Ss	10
	5	29570	(000000– ) Washer, Flat, 0.28b 1.00d .06, Stl	10
	6	1203848	(000000– ) Muffler, Vacfan, 11.0 L	2
	7	130773	(000000– ) Tie, Cable, Nyl, 11.0l, .14w, 3.0 Max. D	2
	8	1066431	(000000– ) Seal, Afmkt, Bulb, Dual, 03ft [F/.30gap]	1
	9	1214173	(000000– ) Seal, Door, Vac Fan, Rbr	2
	10	1214174	(000000– ) Retainer, Seal, Door, Vac Fan	2
	11	382320	(000000– ) Screw, Pan, Phl, 12–16 X 0.50, F/ Plstc	8
	12	9020218	(000000– ) Cover, Side, Lh, Afmkt [T17]	1
	13	1205801	(000000– ) Hinge, Wldt, Lh	1
	14	1205811	(000000– ) Hinge Wldt, [T12]	2
	15	15675	(000000– ) Screw, Hex, M8 X 1.25 X 16, Ss	11
	16	32492	(000000– ) Washer, Flat, 0.38, Std	11
	17	398806	(000000– ) Latch	1
	18	1208748	(000000– ) Plate, Latch [T17]	1
	19	1207039	(000000– ) Bracket, Bumper	2
	20	20802	(000000– ) Bumper, Rbr, 1.0d 0.38th .25–20	2
	21	19312	(000000– ) Nut, Hex, Std, .25–20	4
	22	1207341	(000000– ) Bracket, Latch, Lh Panel [T17]	1
	23	1020341	(000000– ) Screw, Hex, M8 X 1.25 X 20, Ss, Sems	2

**Fig. 23 - Rear Squeegee Lift Group**

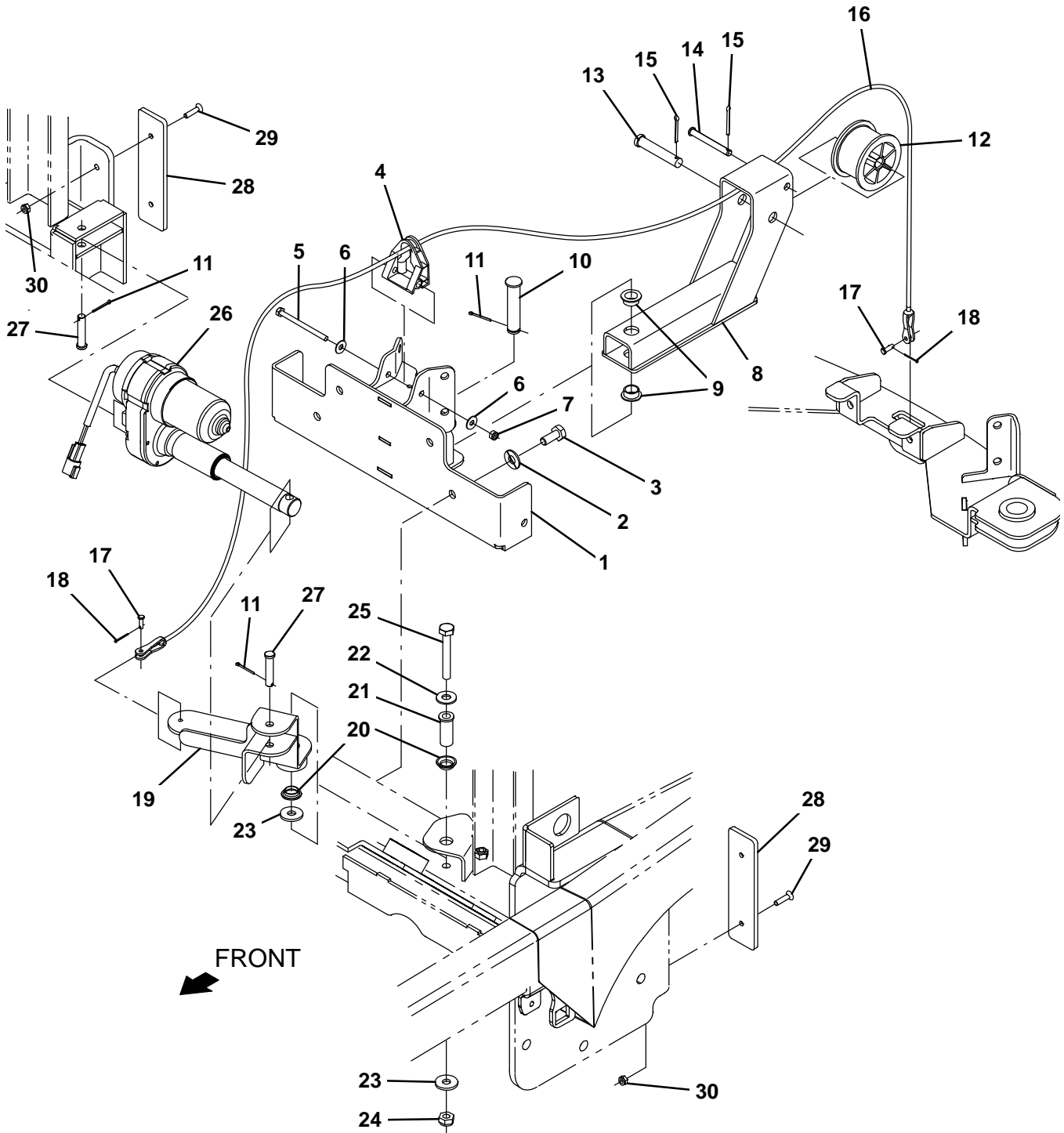


Fig. 23 – Rear Squeegee Lift Group

Ref.	Part No.	Serial Number	Description	Qty.
1	1207903	(000000– )	Bracket Wldt, Sqge Lift, Frame	1
2	01686	(000000– )	Washer, Flat, 0.44b 1.00d .08, Ss	4
3	09770	(000000– )	Screw, Hex, M10 X 1.50 X 25, NI, Ss	4
4	1208274	(000000– )	Guide, Cable, Sqge Lift	1
5	391434	(000000– )	Screw, Hex, M6 X 1.00 X 80, Ss	1
6	01684	(000000– )	Washer, Flat, 0.27b 0.69d .05, Ss	2
7	08712	(000000– )	Nut, Hex, Lock, M6 X 1.00, NI, Ss	1
8	1205553	(000000– )	Lift Wldt, Sqge, Pulley	1
9	25735	(000000– )	Bushing, Flng, 0.63b 0.75d 0.38l	2
10	1018276	(000000– )	Pin, Clevis, 0.62d X 2.91l	1
11	08179	(000000– )	Pin, Cotter, .094 X 1.00	3
12	223054	(000000– )	Drum, Cable, Lift	1
13	51103	(000000– )	Pin, Clevis, 0.50d X 2.62l	1
14	71274	(000000– )	Pin, Clevis, 0.31d X 2.62l	1
15	08175	(000000– )	Pin, Cotter, .125 X 1.25	2
16	1207739	(000000– )	Cable, Ss .12d 22.6l .2clevis / .2clevis	1
17	77488	(000000– )	Pin, Clevis, 0.19d X 0.63l	2
18	08178	(000000– )	Pin, Cotter, .062 X 0.75	2
19	1207466	(000000– )	Lever Wldt, Sqge Lift, Pulley	1
20	04843	(000000– )	Bushing, Flng, 0.63b 0.72d 0.25l	2
21	1208247	(000000– )	Bushing, Sleeve, Flng 0.40b 0.625d 1.62l, Ss	1
22	01686	(000000– )	Washer, Flat, 0.44b 1.00d .08, Ss	1
23	1014563	(000000– )	Washer, Flat, 0.40b 1.12d .12, Ss	2
24	08714	(000000– )	Nut, Hex, Lock, M10 X 1.5, NI, Ss	1
25	14529	(000000– )	Screw, Hex, M10 X 1.50 X 70, Ss	1
26	1206872	(000000– )	Actuator, 36v, 2.36in Stroke	1
27	17461	(000000– )	Pin, Clevis, 0.37d X 1.75l	2
28	1207757	(000000– )	Shield, Bumper, Sqge Cplg	2
29	06415	(000000– )	Screw, Flt, Soc, M6 X 1.00 X 25, 10.9	4
30	08708	(000000– )	Nut, Hex, Lock, M6 X 1.00, NI	4

**Fig. 24 – Rear Squeegee Linkage Group**

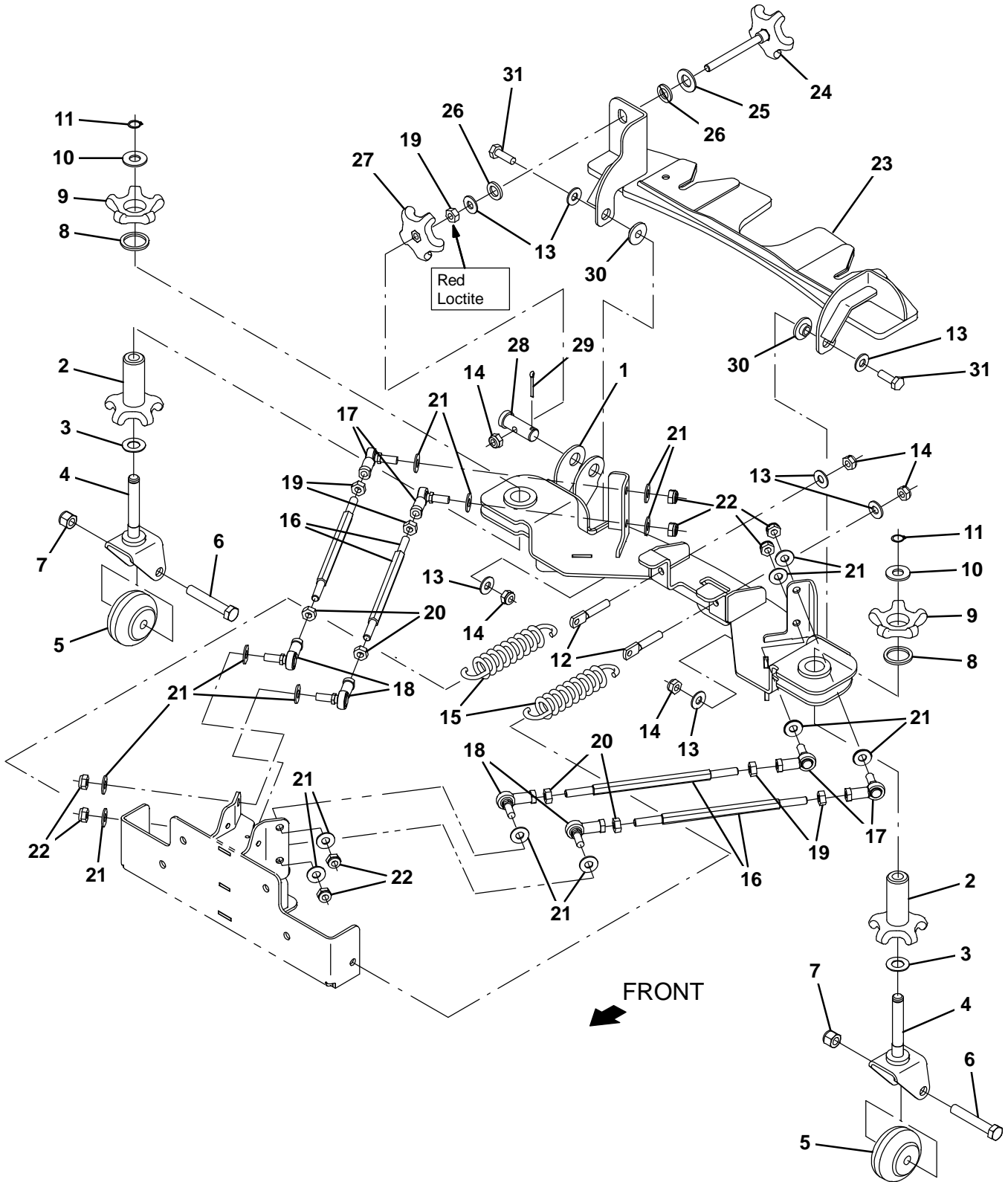


Fig. 24 – Rear Squeegee Linkage Group

Ref.	Part No.	Serial Number	Description	Qty.
	1	1206821	(000000– ) Coupling Wldt, Sqge, Front	1
▽	9020233	(000000– )	Caster, Assy, Sq, Rear, Afmkt [T17]	2
▲	2	1208155	(000000– ) Knob, Adj, Caster	1
▲	3	07450	(000000– ) Washer, Thrust, 0.66b 1.25d 0.06w	1
▲	4	1208153	(000000– ) Pivot Wldt, Caster, Sqge	1
▲	5	20833	(000000– ) Wheel, 03.0d 1.38w 0.50b	1
▲	6	81952	(000000– ) Screw, Hex, .50–13 X 3.00, 18–8, Ss	1
▲	7	02931	(000000– ) Nut, Hex, Lock, .50–13, NI, Ss	1
▲	8	79217	(000000– ) Washer, Wavy, 1.20b 1.54d .13	1
▲	9	1208156	(000000– ) Knob, Caster	1
	10	77272	(000000– ) Washer, Flat, 0.60b 1.31d .10, Ss	2
	11	01516	(000000– ) Ring, Retaining, Ext, 0.59d, Basic	2
	12	386847	(000000– ) Bolt, Eye, M10 X 1.50 X 064mm, 07.10 Eye	2
	13	01686	(000000– ) Washer, Flat, 0.44b 1.00d .08, Ss	7
	14	08714	(000000– ) Nut, Hex, Lock, M10 X 1.5, NI, Ss	5
	15	1031413	(000000– ) Spring, Extn, 1.68od 0.20wir 07.5l	2
▽	9020232	(000000– )	Link Kit, Sq, Rear, 1 Link, Afmkt [T17]	4
▲	16	1209712	(000000– ) Rod, Hex, M10, 09.50l, Stl	1
▲	17	05686	(000000– ) Rod–End, M10 X 1.5rh Fem M10 X 1.5stud	1
▲	18	05685	(000000– ) Rod–End, M10 X 1.5lh Fem M10 X 1.5stud	1
▲	19	07787	(000000– ) Nut, Hex, Std, M10 X 1.50, Ss	1
▲	20	09775	(000000– ) Nut, Hex, Std, M10–1.5 , Ss	1
▲	21	01686	(000000– ) Washer, Flat, 0.44b 1.00d .08, Ss	1
▲	22	08714	(000000– ) Nut, Hex, Lock, M10 X 1.5, NI, Ss	1
	23	1206844	(000000– ) Coupling Wldt, Sqge, Rear	1
	24	1206865	(000000– ) Knob, Star, 3.21d 5ear 4.45l M10x1.5	1
	25	15331	(000000– ) Washer, Flat, 0.62, Sae	1
	26	1210022	(000000– ) Washer, 1.02 Od, .62 Id, Urethane	2
	27	1054945	(000000– ) Knob, Star, 3.21d 5ear M10	1
	28	1207034	(000000– ) Pin, Clevis, 0.75d X 2.00l, M10 Hole	1
	29	08236	(000000– ) Pin, Cotter, .156 X 1.25	1
	30	363087	(000000– ) Bushing, Flng, 0.44b 1.25d 0.25l	2
	31	12317	(000000– ) Screw, Hex, M10 X 1.50 X 30, Ss	2

**Fig. 25 – Rear Squeegee Group**

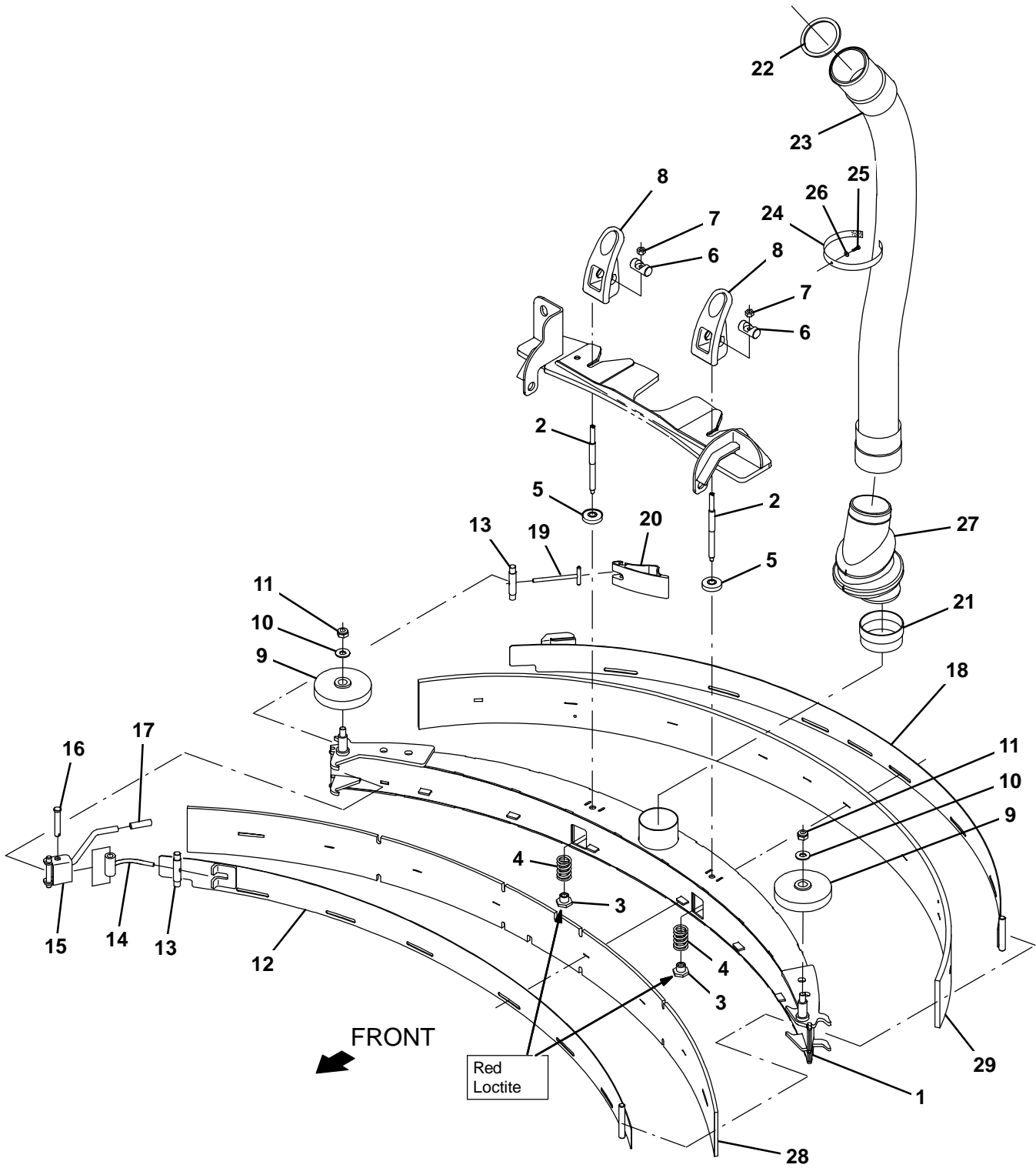




Fig. 25 – Rear Squeegee Group

Ref.	Part No.	Serial Number	Description	Qty.
▽	9020070	(000000–	) Squeegee Kit, Ci [T17]	1
▲	1 1213530	(000000–	) Squeegee Frame Assy	1
▲	2 1206251	(000000–	) Rod, Thrd, 2end, M8x1.25/ M10x1.5 –02	2
▲	3 391345	(000000–	) Nut, T, M10 X 1.50 X 0.62od X 0.5l	2
▲	4 1212782	(000000–	) Spring, Cmpr, 0.98od .14wir 02.00l, Ss	2
▲	5 1208629	(000000–	) Ring, Mtg, Sqge, .38l	2
▲	6 1055396	(000000–	) Pin, 0.63d, 02.0l [W/Cbore, M8 Screw]	2
▲	7 07786	(000000–	) Nut, Hex, Std, M8 X 1.25, Ss	2
▲	8 1052532	(000000–	) Grip, Lock	2
▲	9 363162	(000000–	) Wheel, 04.0d 0.89w 0.64b	2
▲	10 01686	(000000–	) Washer, Flat, 0.44b 1.00d .08, Ss	2
▲	11 08714	(000000–	) Nut, Hex, Lock, M10 X 1.5, NI, Ss	2
▲	12 1209122	(000000–	) Strap Wldt	1
▲	13 1206530	(000000–	) Pin, 0.43d 2.75l [303ss]	2
▲	14 1209121	(000000–	) Arm Wldt	1
▲	15 1209120	(000000–	) Bracket Wldt	1
▲	16 51813	(000000–	) Pin, Clevis, 0.37d X 2.12l	1
▲	17 1208858	(000000–	) Cover, Handle	1
▲	18 1207103	(000000–	) Clamp Wldt, Rear	1
▲	19 21606	(000000–	) Bar Wldt, Retainer, Sqge, Rear	1
▲	20 1208906	(000000–	) Cam, Rear	1
	21 1208730	(000000–	) Cuff, Adapter, 2.75 X 3.00, Pvc	1
	22 1207608	(000000–	) Gasket, Ure, .16, 3.23id 3.63od	1
	23 1207661	(000000–	) Hose Assy, Rear Squeegee	1
	24 1209444	(000000–	) Fastener, 11.00l [Hook & Loop]	1
	25 1045525	(000000–	) Screw, Pan, Phl, M6 X 1.00 X 12, Blk	1
	26 01684	(000000–	) Washer, Flat, 0.27b 0.69d .05, Ss	1
	27 1213539	(000000–	) Hose Trap Assy	1
	28 1207086	(000000–	) Blade, Front Squeegee 56.6l (Linard)	1
	28 1208356	(000000–	) Blade, Front Squeegee 56.6l (Urethane)	1
	28 1208358	(000000–	) Blade, Front Squeegee 56.6l (Gum)	1
	29 1207087	(000000–	) Blade, Rear Squeegee 60.6l (Linatex)	1
	29 1208357	(000000–	) Blade, Rear Squeegee 60.6l (Urethane)	1
	29 1208359	(000000–	) Blade, Rear Squeegee 60.6l (Gum)	1

Fig. 26 – Right Hand Door and Battery Cover Group

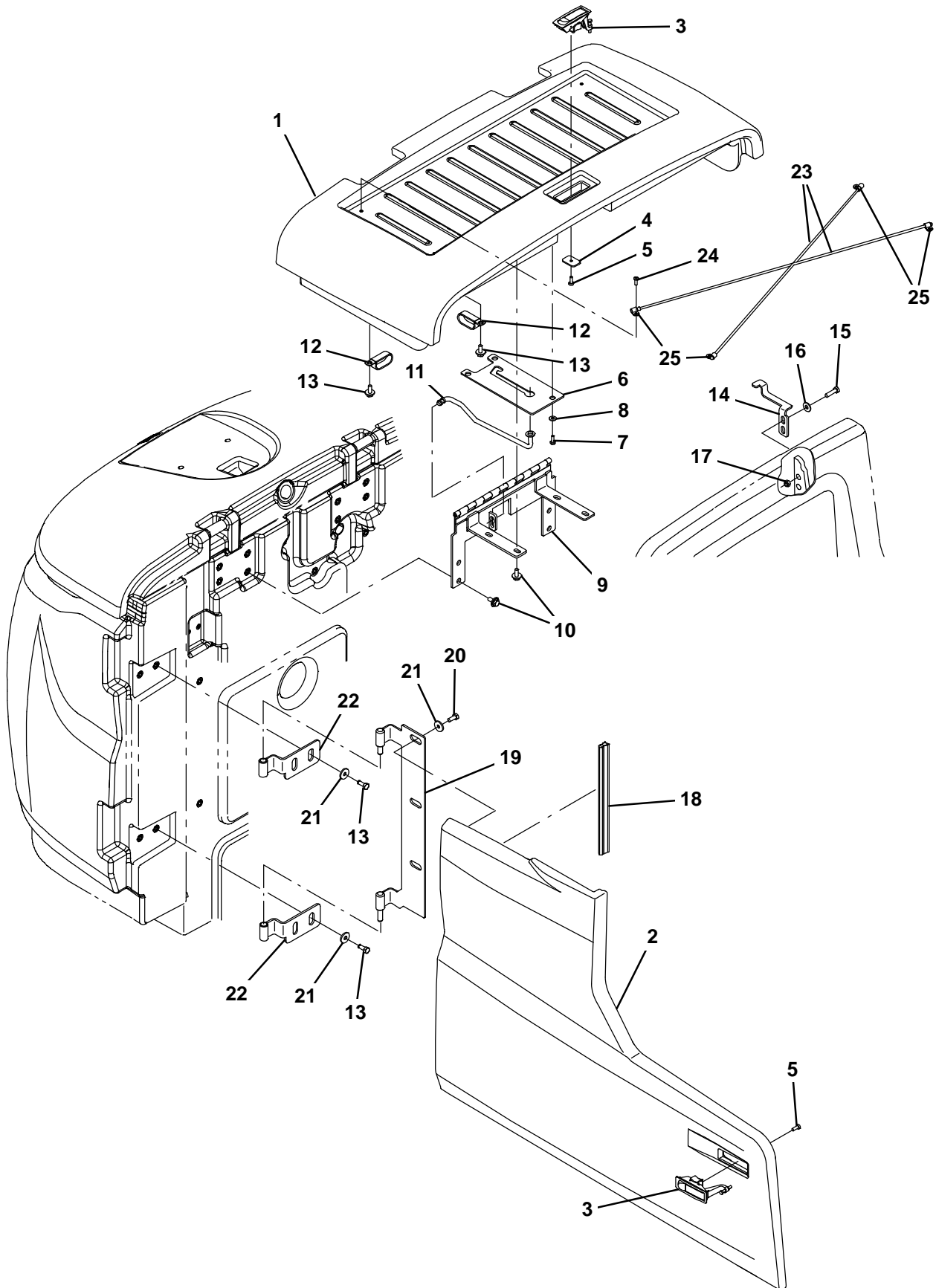


Fig. 26 – Right Hand Door and Battery Cover Group

Ref.	Part No.	Serial Number	Description	Qty.
1	9020213	(000000–	) Cover, Battery, Top, Afmkt [T17]	1
1	9020290	(000000–	) Cover Assy, Battery, Tj [T17] (Japan Only)	1
2	9020214	(000000–	) Cover, Side Rh, Afmkt [T17]	1
3	398806	(000000–	) Latch	2
4	1208748	(000000–	) Plate, Latch [T17]	1
5	06934	(000000–	) Screw, Pan, Phl, M5 X 0.80 X 20, 4.8	2
6	1209190	(000000–	) Plate, Prop Rod, [T17]	1
7	15678	(000000–	) Screw, Hex, M6 X 1.00 X 16, Ss	3
8	32490	(000000–	) Washer, Flat, 0.25, Std	3
9	1207362	(000000–	) Hinge Wldt, Cover, Battery [T17]	1
10	1020341	(000000–	) Screw, Hex, M8 X 1.25 X 20, Ss, Sems	8
11	1207145	(000000–	) Rod Wldt, Seat, Battery Cover [T17]	1
12	09570	(000000–	) Clamp, Cable, Stl, 0.90d X 0.62w, 1hole	3
13	09740	(000000–	) Screw, Hex, M8 X 1.25 X 20, Ss	7
14	1207131	(000000–	) Bracket, Latch [T17]	1
15	76570	(000000–	) Screw, Hex, M8 X 1.25 X 30, 8.8	2
16	32491	(000000–	) Washer, Flat, 0.31, Std	4
17	08709	(000000–	) Nut, Hex, Lock, M8 X 1.25, NI	2
18	1066429	(000000–	) Seal, Afmkt, Bulb, Dual, 01ft [F/.30gap]	1
19	1207946	(000000–	) Hinge Wldt, Rh [T17]	1
20	49826	(000000–	) Screw, Hex, M8 X 1.25 X 16, NI, Ss	3
21	1017218	(000000–	) Washer, Flat, 0.32b 1.00d .12, Ss	7
22	1205811	(000000–	) Hinge Wldt, [T12]	2
23	1210971	(000000–	) Cord, Battery Cover [T17]	2
24	39239	(000000–	) Screw, Pan, Phl, 10–32 X 0.50, G2, Blk	4
25	140324	(000000–	) Clamp, Cable, Nyl, 0.31d, Blk	4

**Fig. 27 – Electrical Box Group**

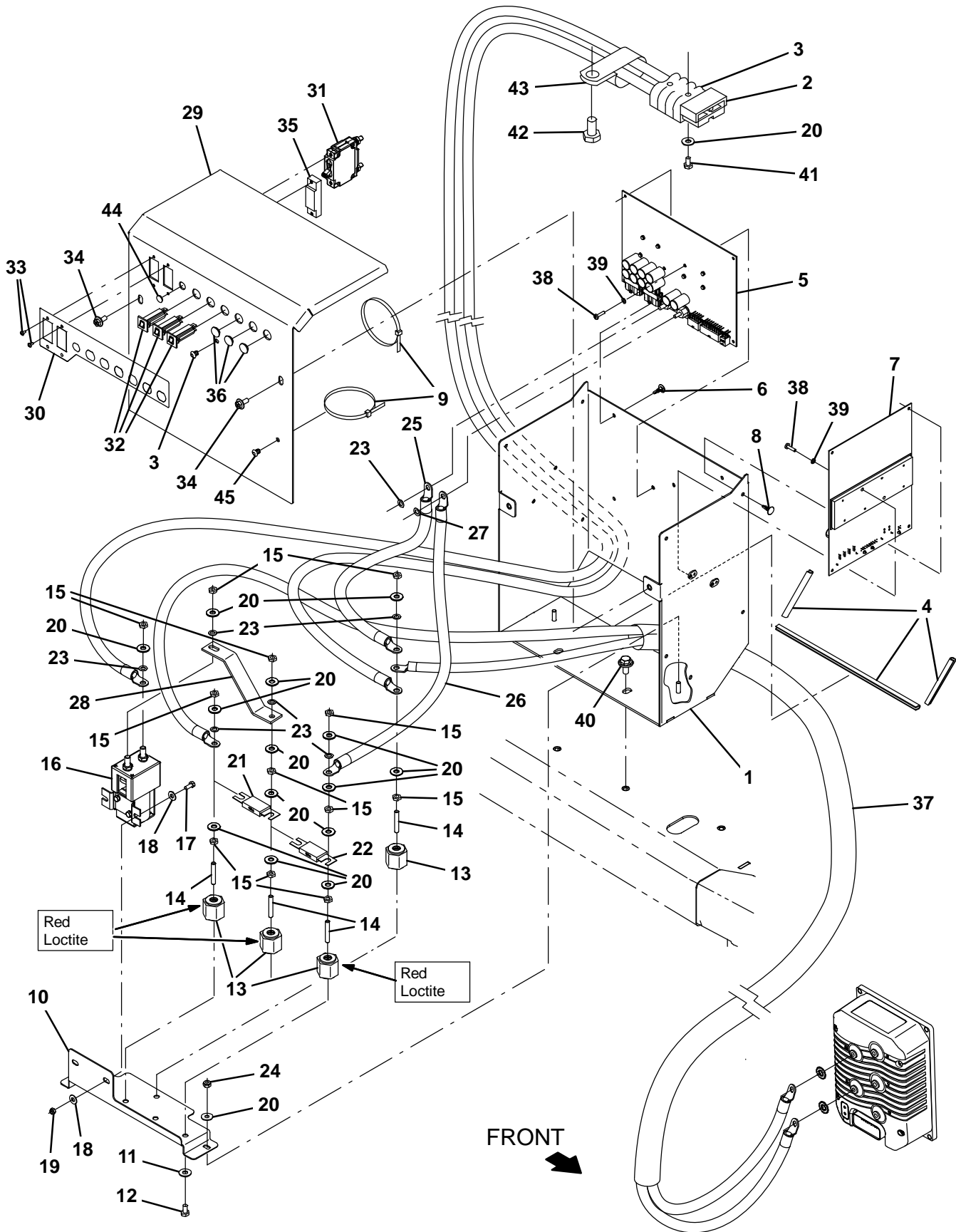
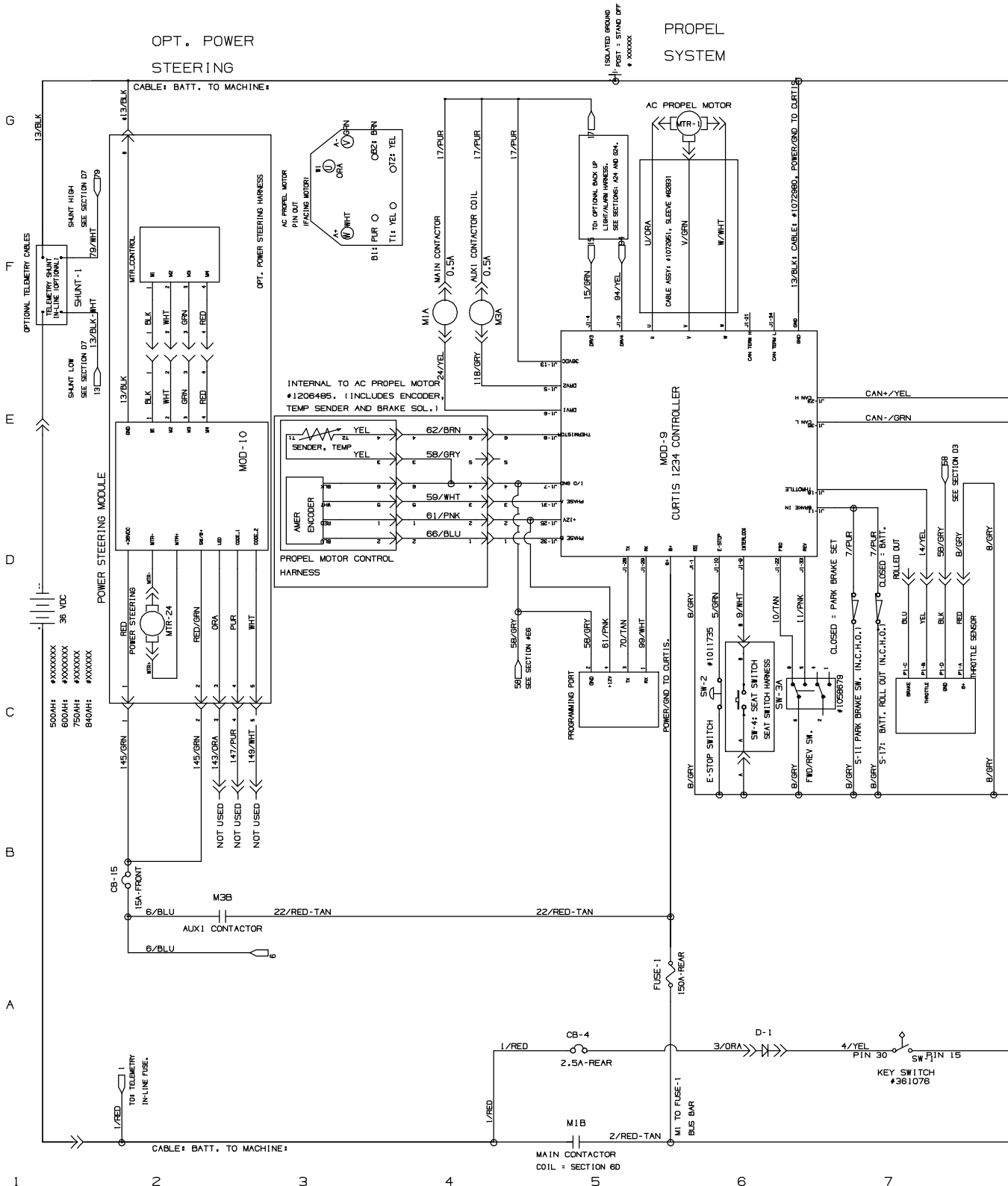


Fig. 27 – Electrical Box Group

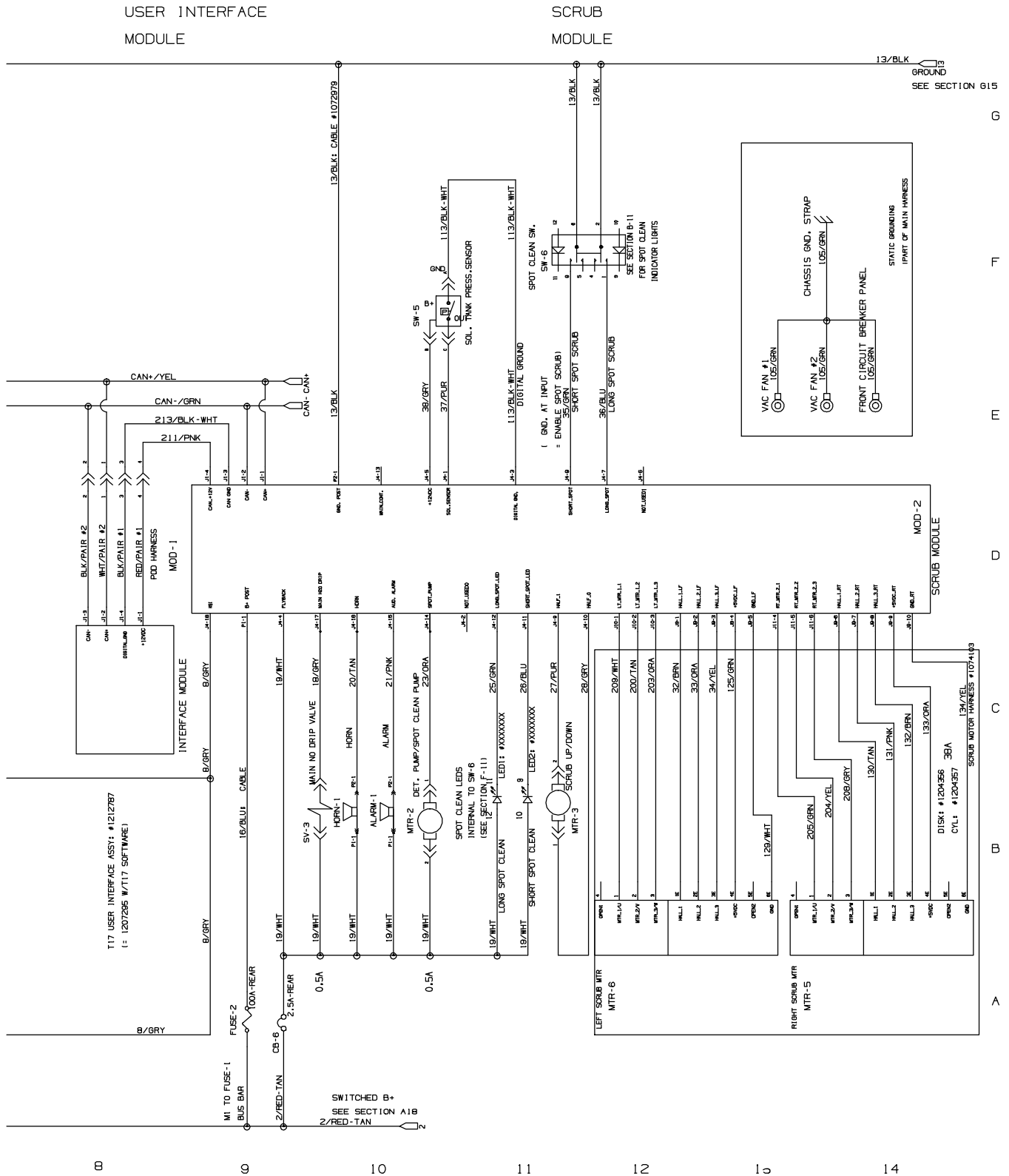
Ref.	Part No.	Serial Number	Description	Qty.
	1	1210467	(000000– ) Panel Wldt, Enclosure, Electrical	1
▽	2	1072981	(000000– ) Cable, Battery, 1/0ga [M8 Ring/M6 Ring]	1
▲	3	01726	(000000– ) Connector, 350A, Gray	1
	4	1050827	(000000– ) Molding, Afmkt, Trim, Pvc, .00 .06, 03ft	1
▽	5	9020228	(000000– ) Circuit Board Kit, Scrub, Afmkt [T17]	1
▲	6	1210399	(000000– ) Stand-Off, Circuitboard [0.25"]	4
▽	7	9020229	(000000– ) Circuit Board Kit, h20, Afmkt [t17]	1
▲	8	1210399	(000000– ) Stand-Off, Circuitboard [0.25"]	4
	9	763114	(000000– ) Tie, Cable, 11.3l, 2.75d Max	6
	10	1206431	(000000– ) Bracket, Mtg, Contactor	1
	11	32483	(000000– ) Washer, Flat, 0.25, Sae	4
	12	19314	(000000– ) Screw, Hex, .25–20 X 0.38, G5	4
	13	76062	(000000– ) Stand-Off, Wir, 0.25, Insulator, Panel	4
	14	41702	(000000– ) Rod, Thrd, Full, .25–20 01.5l	4
	15	19312	(000000– ) Nut, Hex, Std, .25–20	4
	16	1068510	(000000– ) Contactor, 36vdc, 200a, Spst	1
	17	09738	(000000– ) Screw, Hex, M5 X 0.80 X 12, Ss	2
	18	01683	(000000– ) Washer, Flat, 10, Ss	4
	19	09739	(000000– ) Nut, Hex, Lock, M5 X 0.80, NI, Ss	2
	20	32483	(000000– ) Washer, Flat, 0.25, Sae	7
	21	386807	(000000– ) Fuse, 150a, 0.88 2.4l [Slo-Blo]	1
	22	86379	(000000– ) Fuse, 100a, 0.88 2.4l, 125volt	1
	23	07515	(000000– ) Washer, Lock, Int, 0.25, Ss	6
	24	08708	(000000– ) Nut, Hex, Lock, M6 X 1.00, NI	2
	25	1072979	(000000– ) Cable, 04ga 6.9l Blk [M6 Ring/M6 Ring]	1
	26	1072978	(000000– ) Cable, 04ga 9.8l Blu [M5 Ring/M6 Ring]	1
	27	07514	(000000– ) Washer, Lock, Int, 10, Ss	2
	28	1208691	(000000– ) Busbar, 200a	1
	29	1209041	(000000– ) Cover, Enclosure, Electrical	1
	30	1208412	(000000– ) Label, Circuit Breaker	1
	31	1210970	(000000– ) Circuitbreaker, 60.0a, Resetable	1
	32	1064184	(000000– ) Circuitbreaker, 02.5a, Resetable	3
	33	06919	(000000– ) Screw, Pan, Phl, M3 X 0.50 X 6, 4.8	4
	34	1040467	(000000– ) Screw, Hex, m6 X 1.00 X 20, 9.8, Sems	2
	35	1213059	(000000– ) Plug, Circuit Breaker [Carling, 50/60a]	1
	36	1058340	(000000– ) Plug, Hole, Rnd, 0.63h 0.1l, Blk	3
	37	1072980	(000000– ) Cable Assy, 2ga, Power [T17]	1
	38	06926	(000000– ) Screw, Pan, Phl, M4 X 0.70 X 10, 4.8	4
	39	1202860	(000000– ) Washer, Flat, 0.17b 0.31d .03, Nyl	4
	40	1020341	(000000– ) Screw, Hex, M8 X 1.25 X 20, Ss, Sems	2
	41	33930	(000000– ) Screw, Hex, M6 X 1.00 X 40, Ss	2
	42	09740	(000000– ) Screw, Hex, M8 X 1.25 X 20, Ss	3
	43	09570	(000000– ) Clamp, Cable, Stl, 0.90D X 0.62W, 1 Hole	3
	44	33807	(000000– ) Plug, Holde, Rnd, 0.44H .03–.12, Blk Nyl	1
	45	1202868	(000000– ) Clip, Tie, 0.25d, Plstc	8

Fig. 28 - Electrical Schematic Group



356516 - 1074089

Fig. 28 – Electrical Schematic Group



## Fig. 28 – Electrical Schematic Group

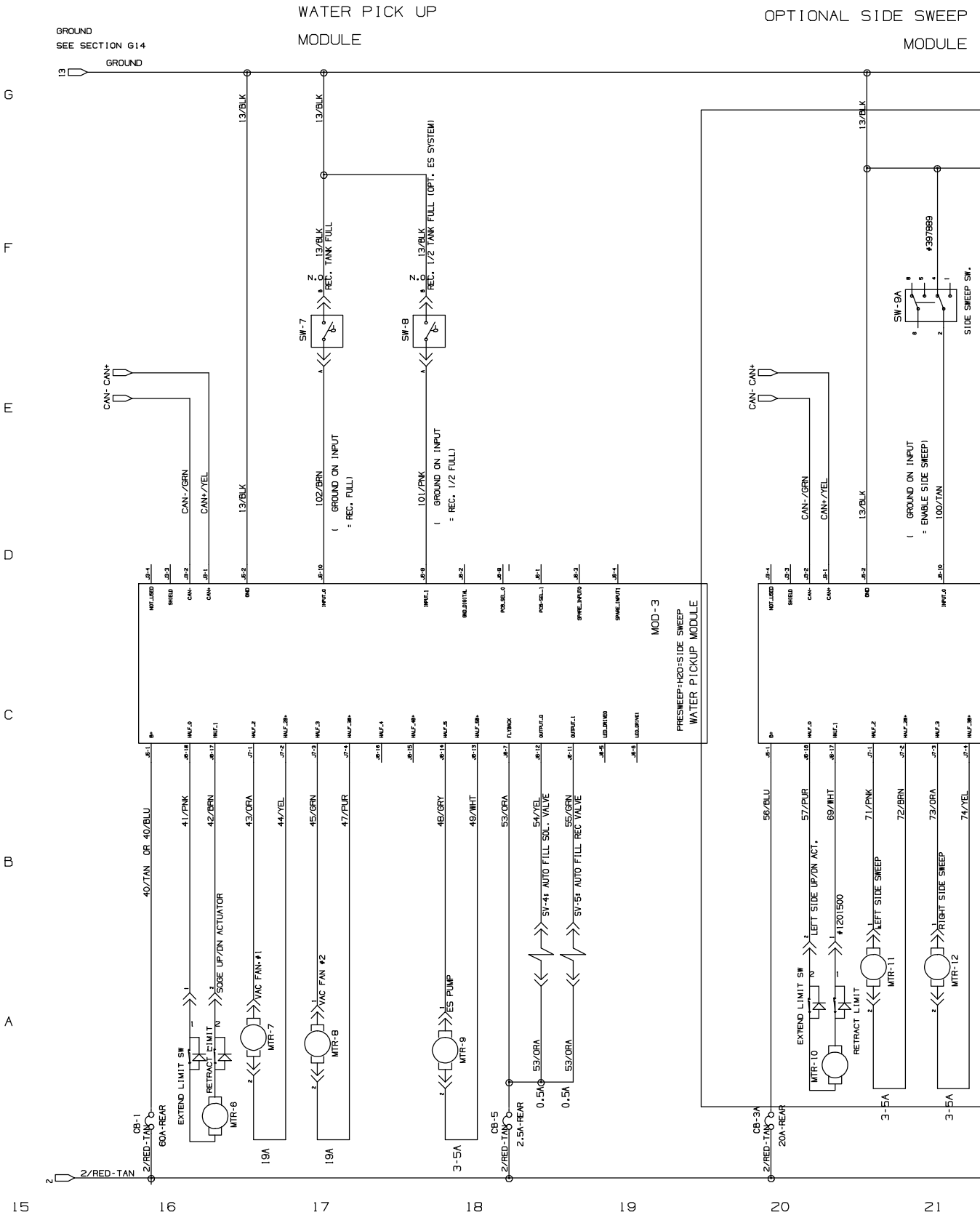




Fig. 28 – Electrical Schematic Group

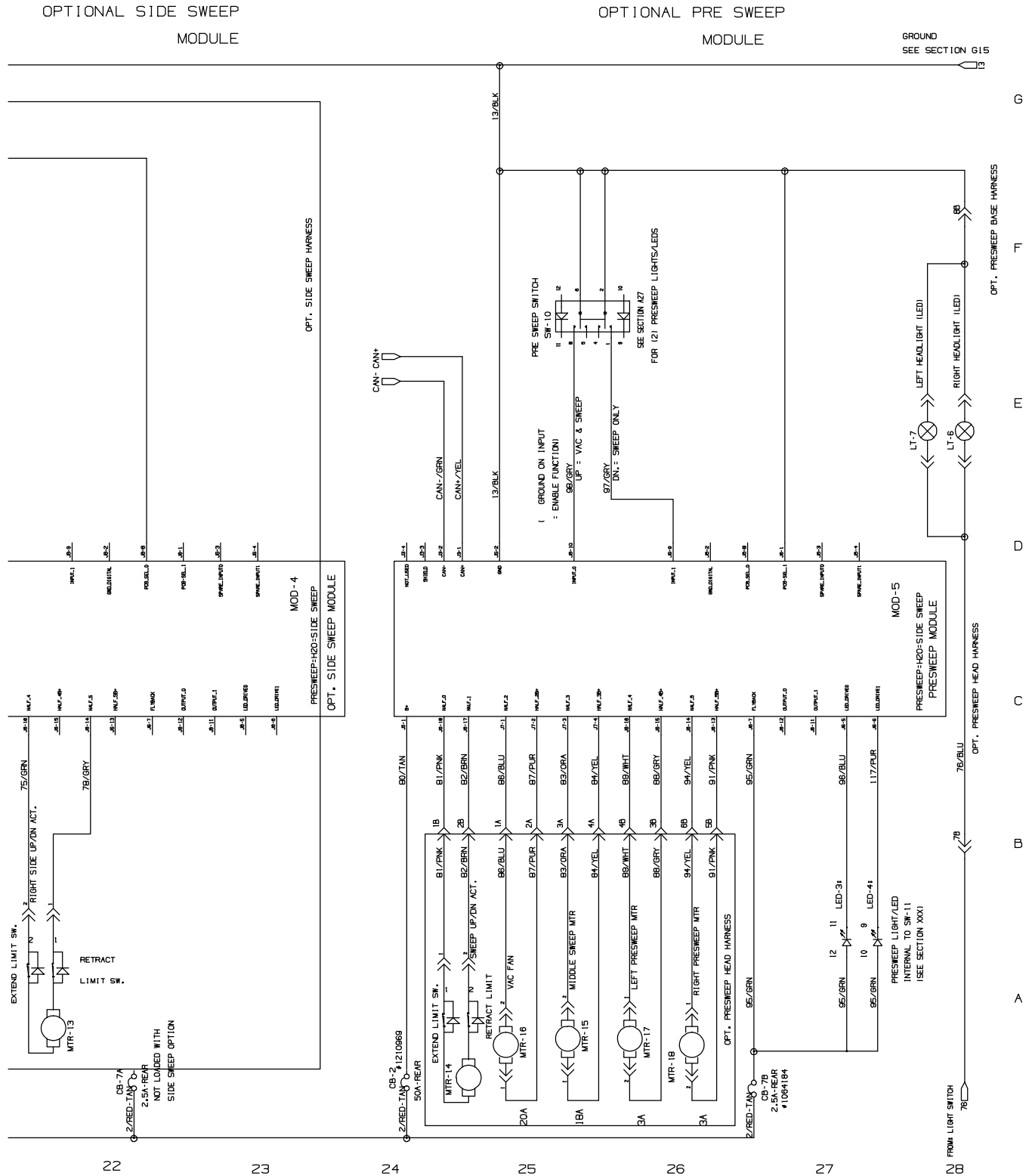


Fig. 28 – Electrical Schematic Group

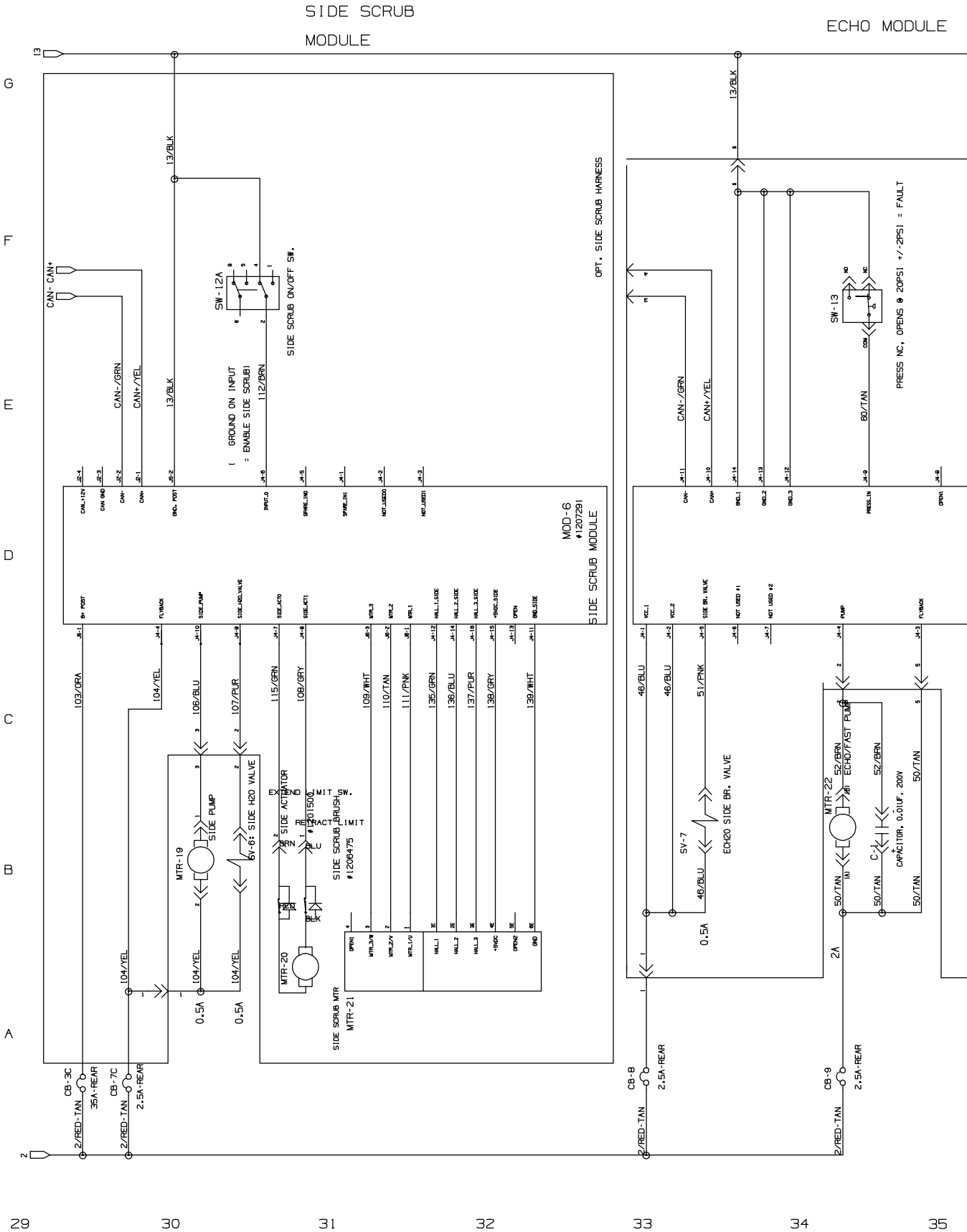
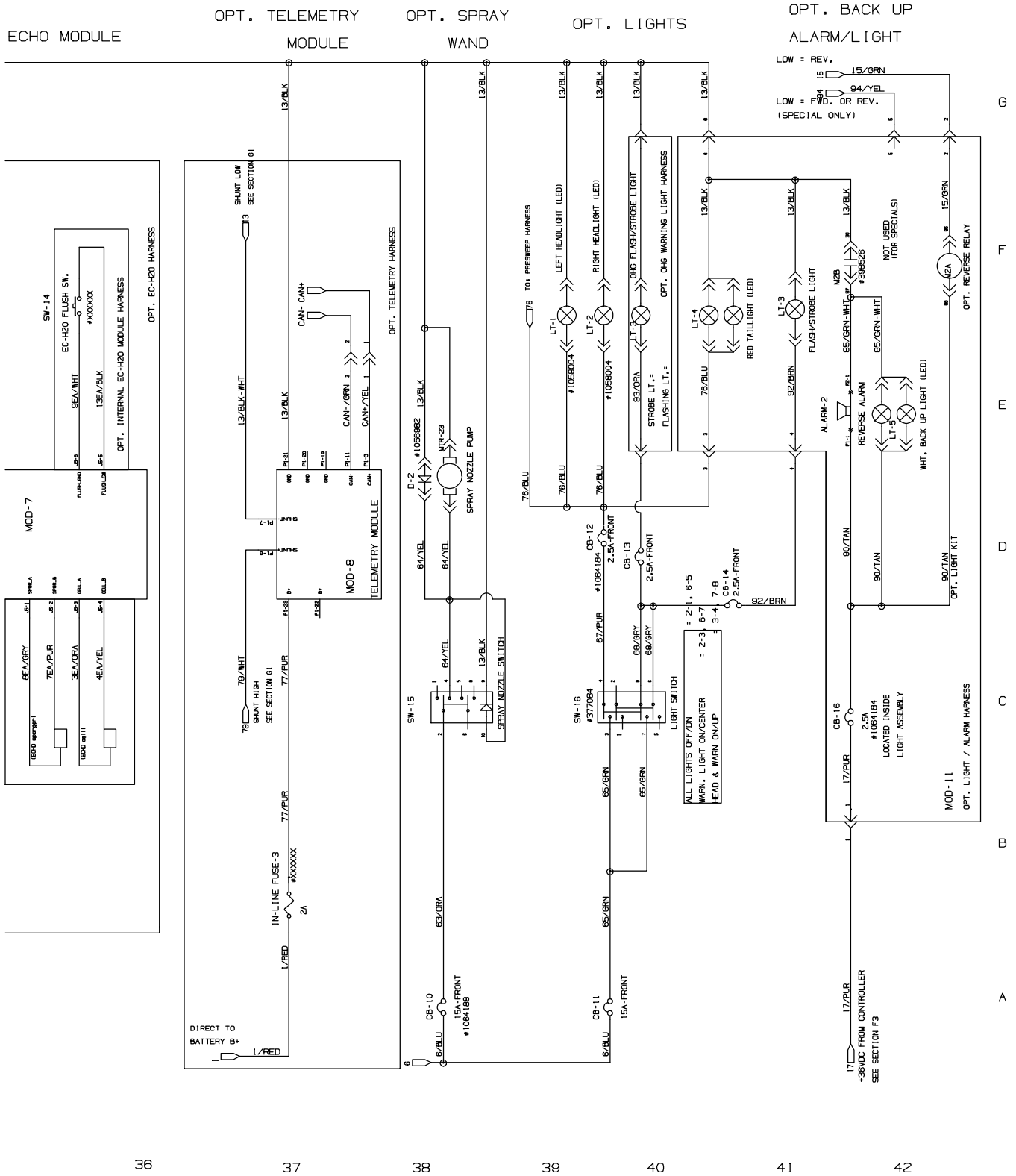


Fig. 28 – Electrical Schematic Group



36

37

38

39

40

41

42





## Fig. 29 - Wire Harness Group

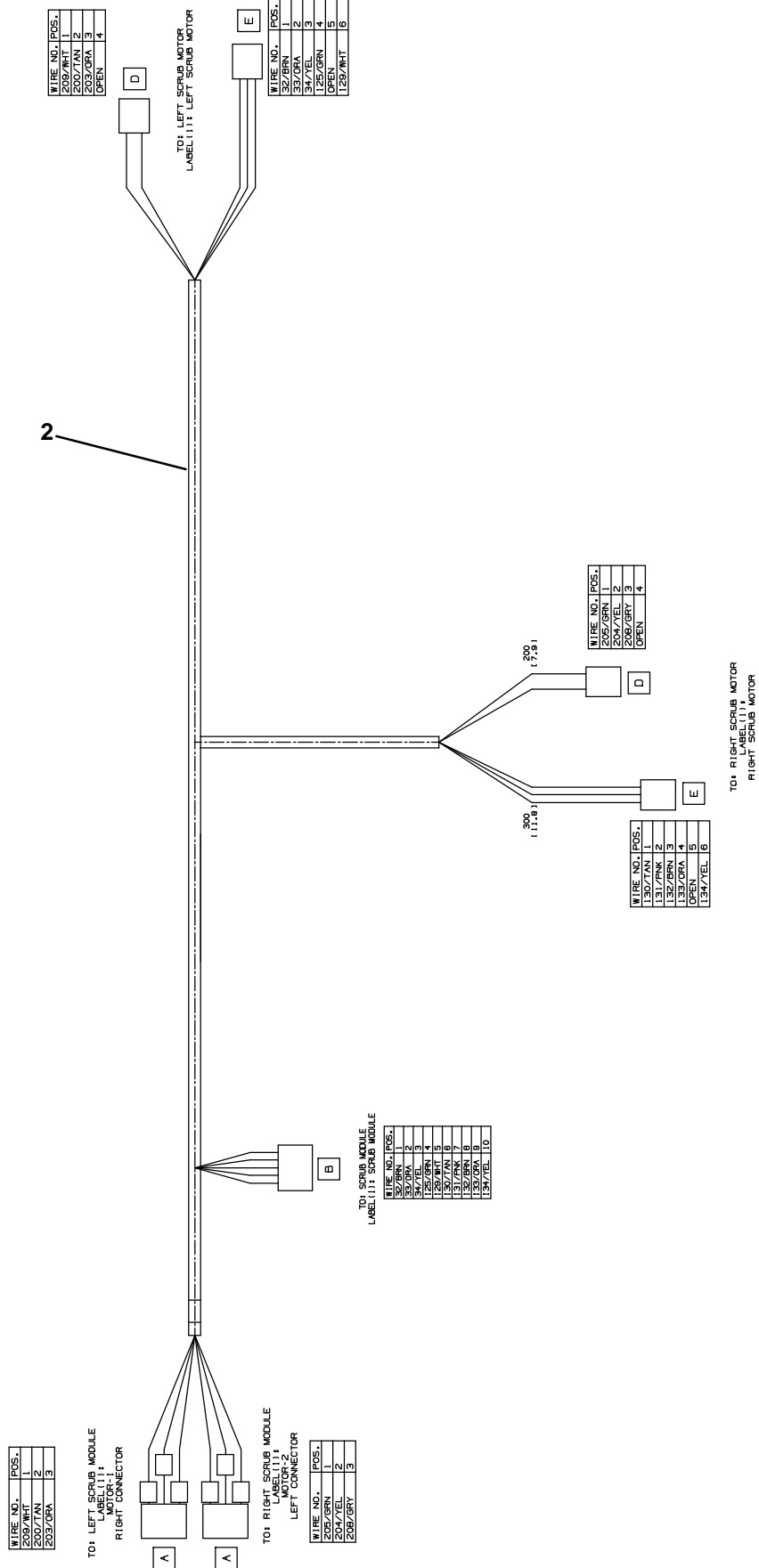
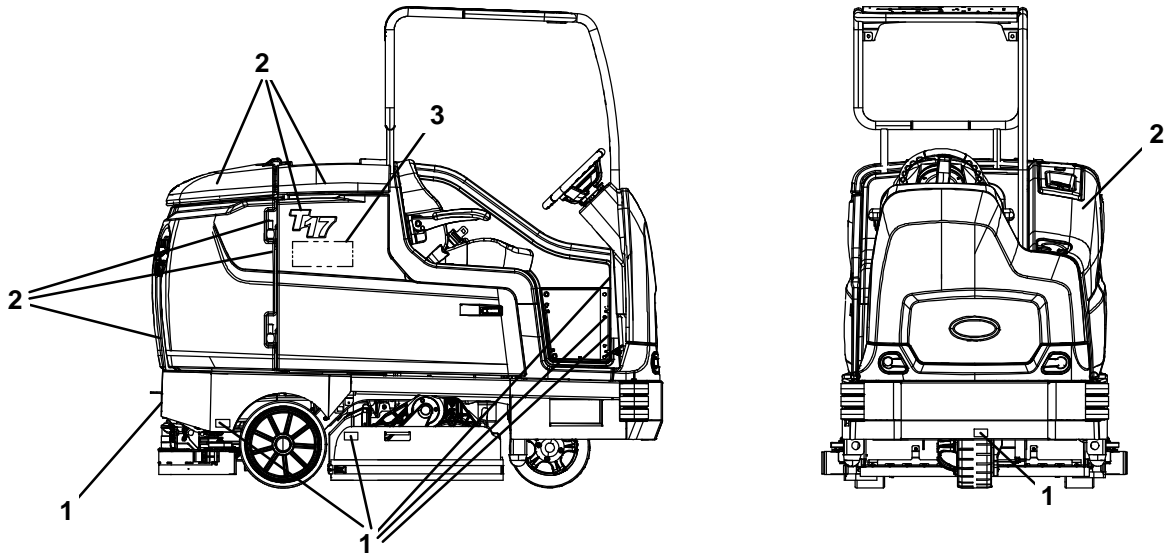


Fig. 29 – Wire Harnesses Group

Ref.	Part No.	Serial Number	Description	Qty.
1	1072908	(000000–	) Harness, Main, Ele [T17]	1
2	1074103	(000000–	) Harness, Ele, Scrub motors [T17, Ferrite]	1

**Fig. 30 – Label Group**



356511

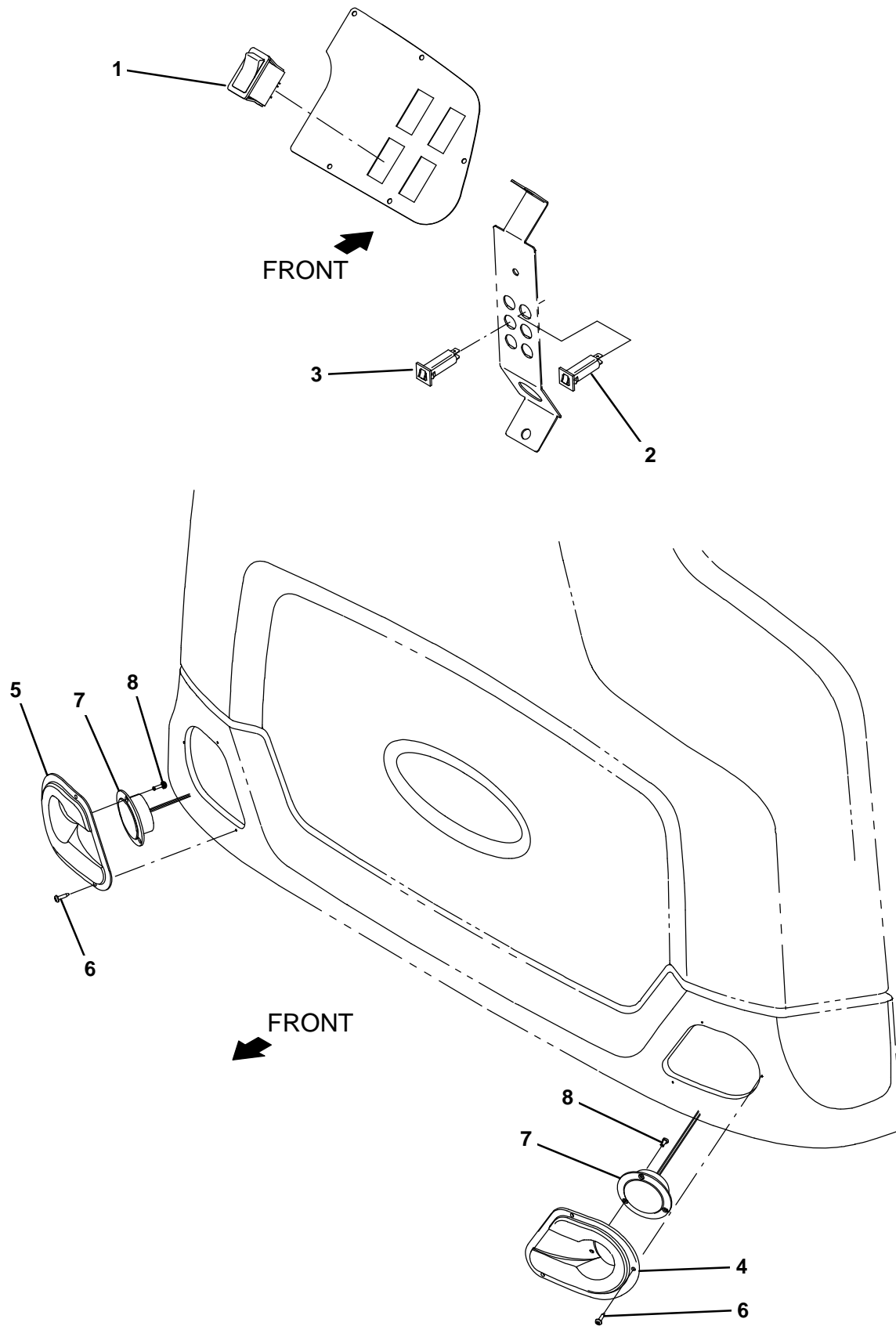
Ref.	Part No.	Serial Number	Description	Qty.
1	1212663	(000000– )	Label Set, Info/Hzrd Vinyl [T17]	1
1	1213434	(000000– )	Label Set, Info/Hzrd Vinyl TJ [T17] (Japan Only)	1
2	1212620	(000000– )	Label Kit, Info/Hzrd Polycarbonate [T17]	1
2	1213435	(000000– )	Label Kit, Info/Hzrd Polycarbonate TJ [T17] (Japan Only)	1
3	1062813	(000000– )	Label, Logo, 12.3l 4color [Ec–H2o]	2
3	1065343	(000000– )	Label, Logo, 05.75l 2color [Es]	2



# SECTION 3

Contents	Page	Contents	Page
Fig. 1 – Headlight Group	3-2	Fig. 36 – Positive Solution Control Drain Group	3-74
Fig. 2 – Strobe Light and Backup Alarm Kit	3-4	Fig. 37 – Telemetry Group	3-76
Fig. 3 – Strobe Light Kit, Overhead Guard	3-6	Fig. 38 – Battery Rollout Group	3-78
Fig. 4 – Overhead Guard Group	3-8	Fig. 39 – Battery and Charger Group, 510AH	3-80
Fig. 5 – Power Steering Group	3-10	Fig. 40 – Battery and Charger Group, 750AH	3-82
Fig. 6 – Power Steering Wire Harness Group	3-12	Fig. 41 – Battery and Charger Group, 930AH	3-84
Fig. 7 – Scrubbing Side Brush Lift Group	3-14	Fig. 42 – Ramp Climb Counter Weight Group	3-86
Fig. 8 – Scrubbing Side Brush Motor and Squeegee Group	3-16	Fig. 43 – Transport Group	3-87
Fig. 9 – Scrubbing Side Brush Mount Group	3-18	Fig. 44 – Fire Extinguisher Kit	3-88
Fig. 10 – Scrubbing Side Brush Solution Supply Group	3-20	Fig. 45 – Documentation Group	3-89
Fig. 11 – Scrubbing Side Brush Electrical Group	3-22		
Fig. 12 – Scrubbing Side Brush Wire Harness Group	3-24		
Fig. 13 – Sweeping Side Brush Drive Motor Group, Right Side	3-26		
Fig. 14 – Sweeping Side Brush Lift Group, Right Side	3-28		
Fig. 15 – Sweeping Side Brush Drive Motor Group, Left Side	3-30		
Fig. 16 – Sweeping Side Brush Lift Group, Left Side	3-32		
Fig. 17 – Sweeping Side Brush Electrical Group	3-34		
Fig. 18 – Sweeping Side Brush Wire Harness Group	3-36		
Fig. 19 – Pre-Sweep Hopper Cover Group	3-38		
Fig. 20 – Pre-Sweep Hopper and Vacuum Fan Group	3-40		
Fig. 21 – Pre-Sweep Brush Drive Group	3-42		
Fig. 22 – Pre-Sweep Brush Idler Group	3-44		
Fig. 23 – Pre-Sweep Side Brush Group	3-46		
Fig. 24 – Pre-Sweep Electrical Group	3-48		
Fig. 25 – Pre-Sweep Wire Harnesses Group	3-50		
Fig. 26 – Auto Fill Group	3-54		
Fig. 27 – ES Auto Fill Group	3-56		
Fig. 28 – ES Pump Group	3-58		
Fig. 29 – ES Detergent Metering / Severe Environment Group	3-60		
Fig. 30 – ec-H2O Solution Pump Group	3-62		
Fig. 31 – ec-H2O solution Supply Group, Side Brush	3-64		
Fig. 32 – ec-H2O Wire Harness Group	3-66		
Fig. 33 – Spray Nozzle Group	3-68		
Fig. 34 – Vacuum Wand Kit	3-70		
Fig. 35 – Squeegee Guard Group	3-72		

Fig. 1 - Headlight Group



**Fig. 1 - Headlight Group**

<b>Ref.</b>	<b>Part No.</b>	<b>Serial Number</b>	<b>Description</b>	<b>Qty.</b>
1	377084	(000000-	) Switch, Rocker, Prgrsv	1
2	1064188	(000000-	) Circuitbreaker, 15.0a, Resetable	1
3	1064184	(000000-	) Circuitbreaker, 02.5a, Resetable	1
4	1202870	(000000-	) Bezel, Headlight, Lh [W/Inserts]	1
5	1202892	(000000-	) Bezel, Headlight, Rh [W/Inserts]	1
6	140825	(000000-	) Screw, Pan, Phl, 06 X 0.50, Fmg/Ab, Blk	6
7	9008182	(000000-	) Light Assy, Pre-Sweep, Afmkt	2
8	06920	(000000-	) Screw, Pan, Phl, M3 X 0.50 X 10, 4.8	6

Fig. 2 – Strobe Light and Backup Alarm Kit

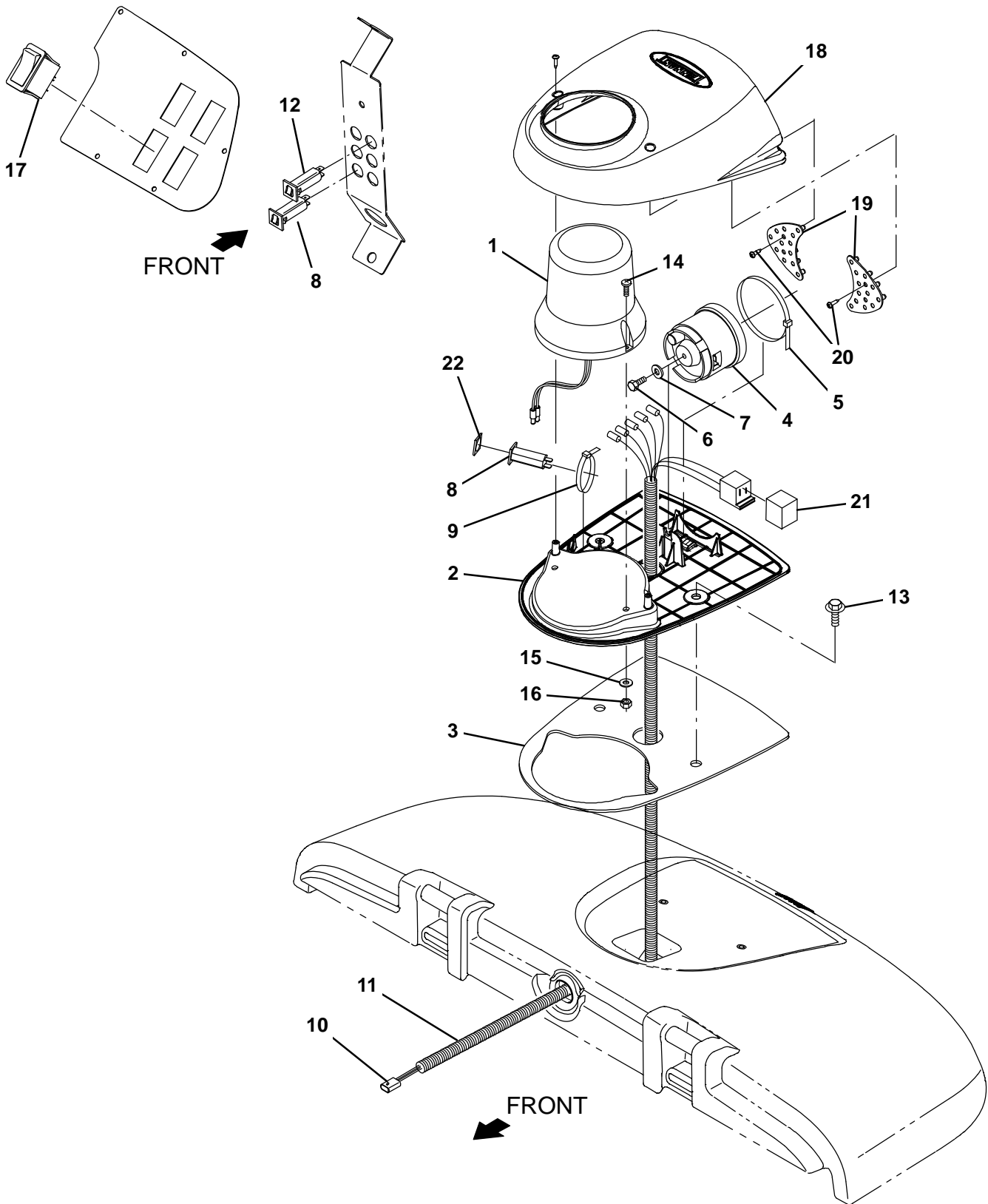


Fig. 2 – Strobe Light and Backup Alarm Kit

Ref.	Part No.	Serial Number	Description	Qty.
▽	9020109	(000000–	) Light Kit, Strobe, Module CI [T17]	1
▲▽	1 83159	(000000–	) Light, Strobe, Amb, 12–48vdc, Rwk	1
▲▲	9000845	(000000–	) Lamp, Bulb, Strobe	1
▲▲	9000879	(000000–	) Lens, Amb, F/ Revl / Flasher	1
▲	2 1059938	(000000–	) Base, Module, Light	1
▲	3 1063263	(000000–	) Gasket, Base, Module	1
▲	4 1058694	(000000–	) Alarm, Backup, 12–48vdc, Adj	1
▲	5 49263	(000000–	) Tie, Cable, Nyl, 11.4l .19w 3.0 Max D	1
▲	6 19315	(000000–	) Screw, Hex, .25–20 X 0.50, G5	1
▲	7 32483	(000000–	) Washer, Flat, 0.25, Sae	1
▲	8 1064184	(000000–	) Circuitbreaker, 02.5a, Resetable	2
▲	9 49266	(000000–	) Tie, Cable, Nyl, 07.3l .19w 1.8 Max D	1
▲	10 1056979	(000000–	) Harness, Wire, Alarm / Light [T16]	1
▲	11 48258	(000000–	) Sleeve, Vyl, Flex, .23ld	1
▲	12 1064188	(000000–	) Circuitbreaker, 15.0a, Resetable	1
▲	13 1020341	(000000–	) Screw, Hex, M8 X 1.25 X 20, Ss, Sems	2
▲	14 06933	(000000–	) Screw, Pan, Phl, M5 X 0.80 X 16, 4.8	2
▲	15 19066	(000000–	) Washer, Flat, 0.25b 0.56d .05, PI, 10	2
▲	16 06549	(000000–	) Nut, Hex, Lock, M5 X 0.80, NI	2
▲	17 377084	(000000–	) Switch, Rocker, Prgrsv	1
▲	18 1062106	(000000–	) Cover, Module, Light	1
▲	19 1059342	(000000–	) Light Assy, Led	1
▲	20 222267	(000000–	) Screw, Pan, Phl, 06–20 X 0.50, Fmg/Ab	6
▲	21 398526	(000000–	) Relay, 36Vdc, 005A, Spdt No [Greenwich]	1
▲	22 1064191	(000000–	) Boot, Circuitbreaker	1
	1027798	(000000–	) Lens, Red, F/ Revl / Flasher	1
	1027800	(000000–	) Lens, Blu, F/ Revl / Flasher	1

Fig. 3 – Strobe Light Kit, Overhead Guard

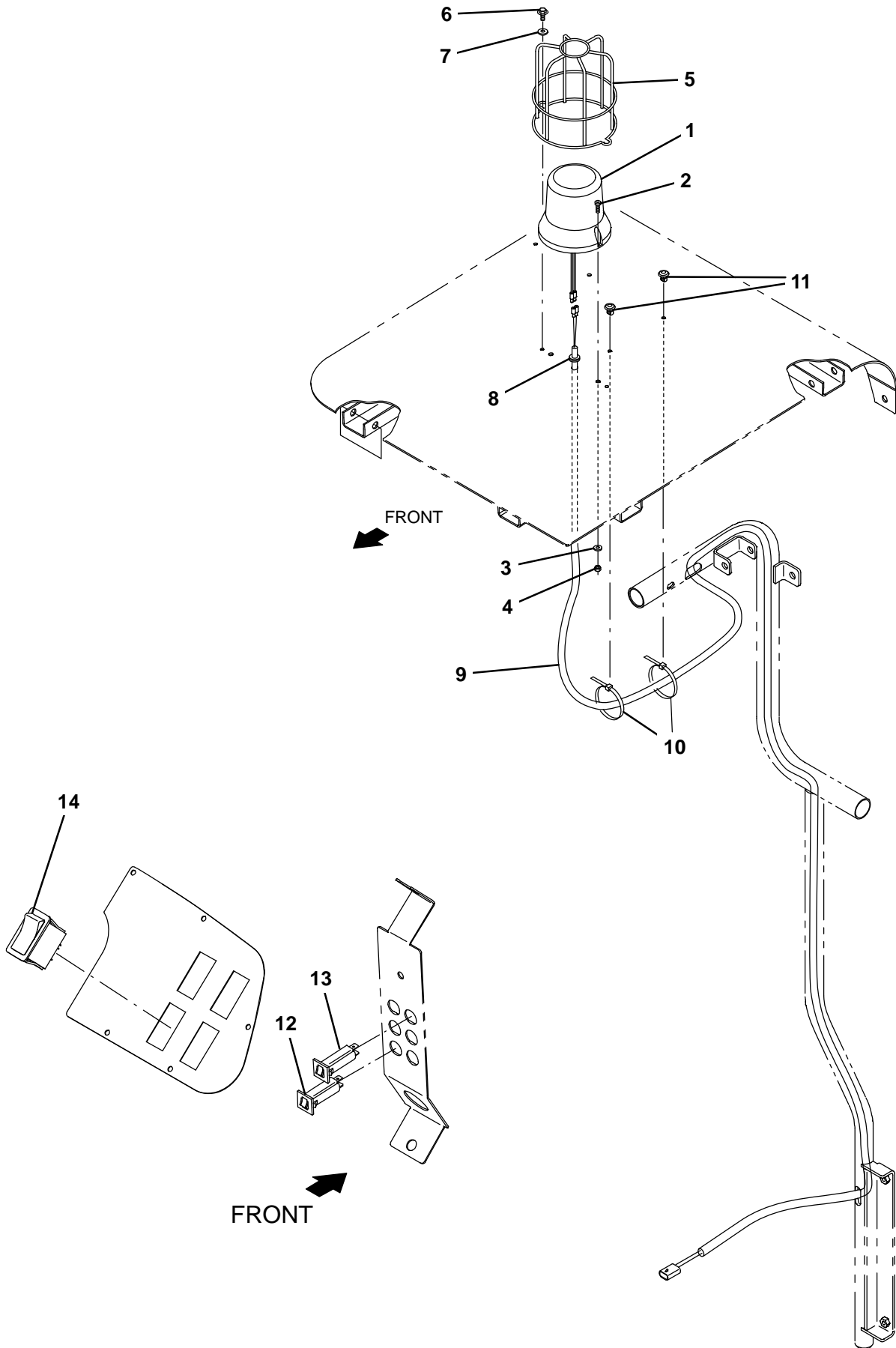
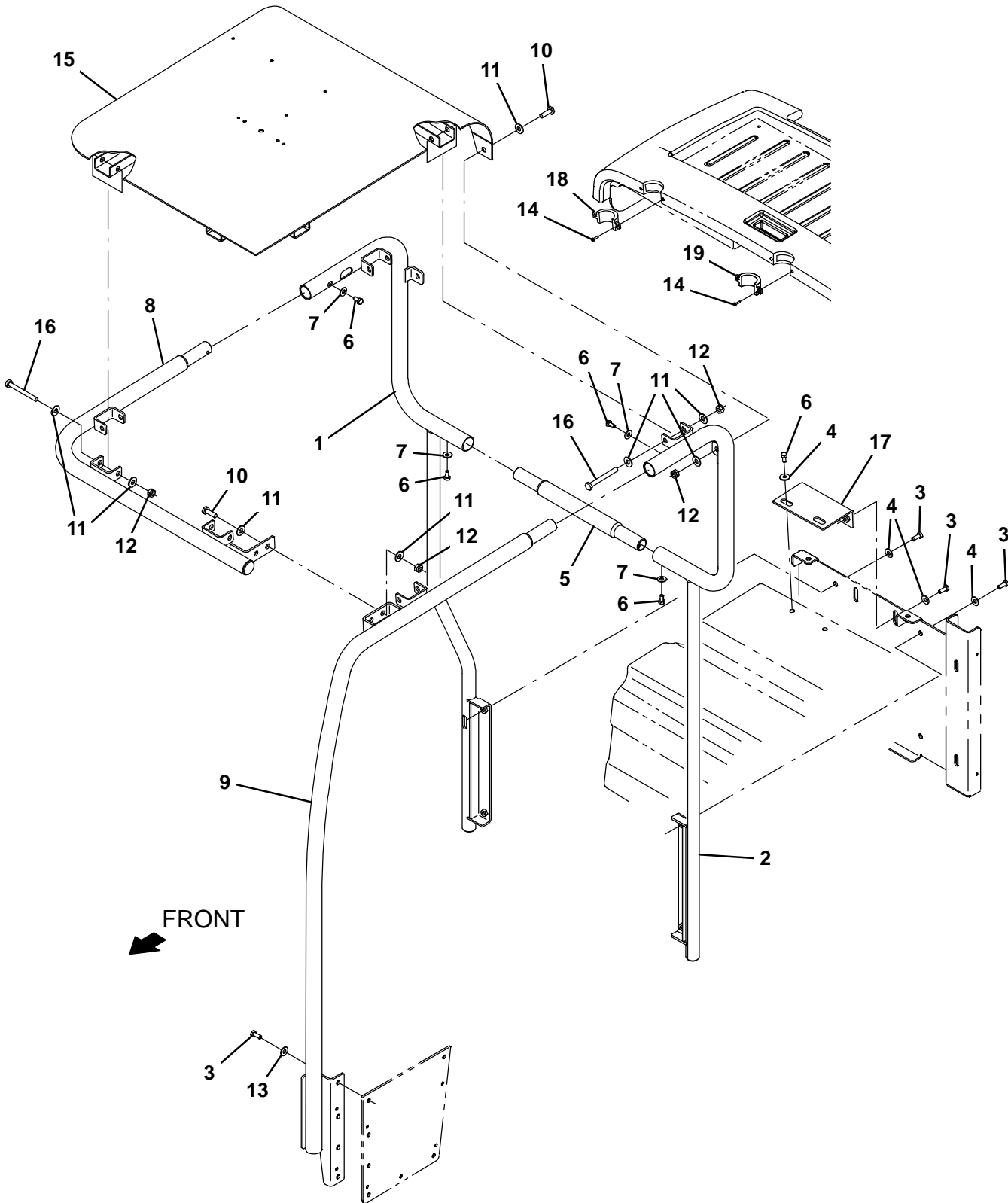


Fig. 3 – Strobe Light Kit, Overhead Guard

	Ref.	Part No.	Serial Number	Description	Qty.
▽		9020107	(000000-	) Light Kit, Strobe, Ohg, Ci [T17]	1
▲▽	1	83159	(000000-	) Light, Strobe, Amb, 12-48vdc, Rwk	1
▲▲		9000845	(000000-	) Lamp, Bulb, Strobe	1
▲▲		9000879	(000000-	) Lens, Amb, F/ Revl / Flasher	1
▲	2	06933	(000000-	) Screw, Pan, Phl, M5 X 0.80 X 16, 4.8	2
▲	3	19066	(000000-	) Washer, Flat, 0.25b 0.56d .05, Pl, 10	2
▲	4	06549	(000000-	) Nut, Hex, Lock, M5 X 0.80, NI	2
▲	5	1039392	(000000-	) Guard, Light, Revl / Strobe	1
▲	6	74455	(000000-	) Screw, Hex, M6 X 1.00 X 12, Fmg	2
▲	7	32490	(000000-	) Washer, Flat, 0.25, Std	2
▲	8	10632-2	(000000-	) Grommet, Rbr, 0.62id, F/0.9h, .12 Matl	1
▲	9	1069746	(000000-	) Harness, Ele, Ohg [T12]	1
▲	10	130773	(000000-	) Tie, Cable, Nyl, 11.0l, .14w, 3.0 Max. D	3
▲	11	1071085	(000000-	) Clip, Tie, 0.25d, Plstc	3
▲	12	1064184	(000000-	) Circuitbreaker, 02.5a, Resetable	2
▲	13	1064188	(000000-	) Circuitbreaker, 15a, Resetable	1
▲	14	377084	(000000-	) Switch, Rocker, Prgrsv	1
		1027798	(000000-	) Lens, Red, F/ Revl / Flasher	1
		1027800	(000000-	) Lens, Blu, F/ Revl / Flasher	1

Fig. 4 - Overhead Guard Group

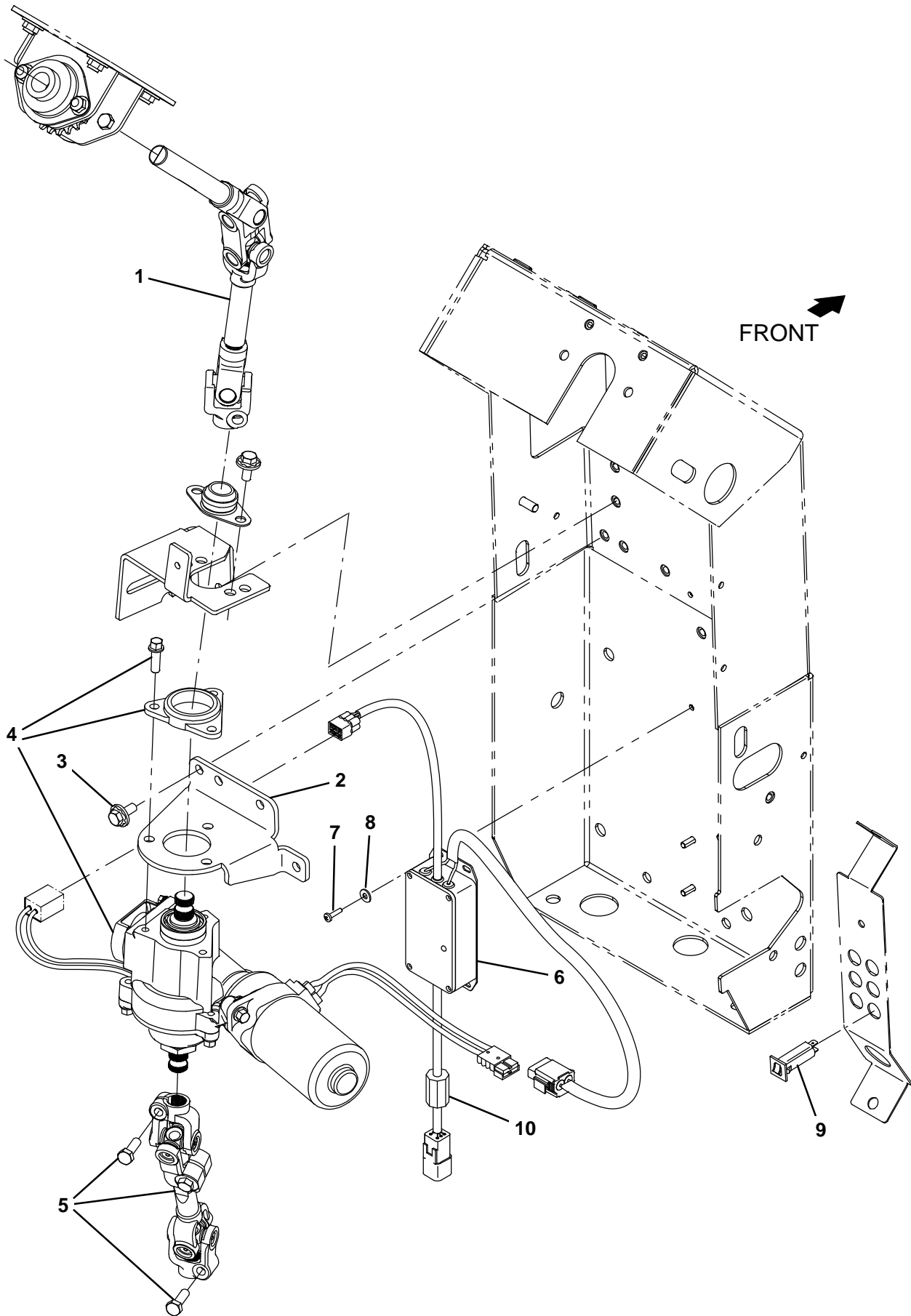




**Fig. 4 – Overhead Guard Group**

<b>Ref.</b>	<b>Part No.</b>	<b>Serial Number</b>	<b>Description</b>	<b>Qty.</b>
1	1204974	(000000–	) Tube Wldt, Ohg, Rh	1
2	1204926	(000000–	) Tube Wldt, Ohg, Lh	1
3	12273	(000000–	) Screw, Hex, M8 X 1.25 X 20, NI, Ss	10
4	1017218	(000000–	) Washer, Flat, 0.32B 1.00D .12, Ss	8
5	1208128	(000000–	) Tube, Ohg, Middle, Rear	1
6	49826	(000000–	) Screw, Hex, M8 X 1.25 X 16, NI, Ss	6
7	39349	(000000–	) Washer, Flat, 0.31, Sae	4
8	1207444	(000000–	) Tube Wldt, Front	1
9	1207725	(000000–	) Tube Wldt, Guard, Lh, Front	1
10	03192	(000000–	) Screw, Hex, M10 X 1.50 X 30, 8.8	4
11	01686	(000000–	) Washer, Flat, 0.44b 1.00d .08, Ss	20
12	41430	(000000–	) Nut, Hex, Lock, M10 X 1.5, NI	10
13	01685	(000000–	) Washer, Flat, 0.38b 0.88d .08, Ss	4
14	1060103	(000000–	) Screw, Pan, Phl, 08–16 X 1.13, F/ Plstc	4
15	1204972	(000000–	) Guard Wldt, Top, Ohg	1
16	03193	(000000–	) Screw, Hex, M10 X1.50 X 90, 8.8	6
17	1209915	(000000–	) Bracket Wldt, Mtg, Ohg	1
18	1208710	(000000–	) Cover, Ohg, Trim, Rh	1
19	1208714	(000000–	) Cover, Ohg, Trim, Lh	1

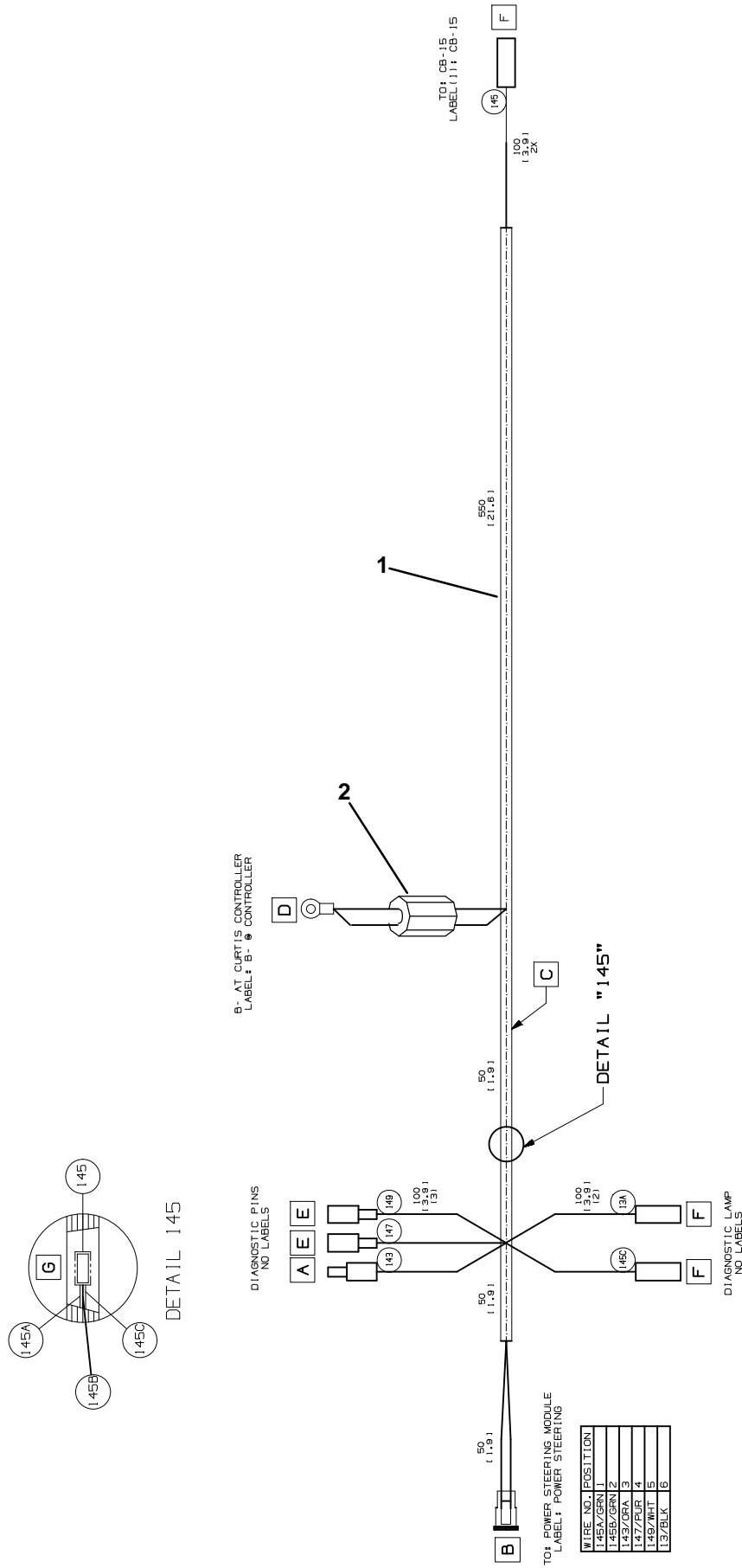
Fig. 5 - Power Steering Group



**Fig. 5 – Power Steering Group**

<b>Ref.</b>	<b>Part No.</b>	<b>Serial Number</b>	<b>Description</b>	<b>Qty.</b>
1	1208122	(000000–	) Shaft, Steering, Power, Upper	1
2	1205262	(000000–	) Bracket, Mtg, Steering	1
3	1020341	(000000–	) Screw, Hex, M8 X 1.25 X 20, Ss, Sems	4
4	1204306	(000000–	) Motor Assy, Steering, Power, 12v	1
5	1209652	(000000–	) Shaft, Steering, Power, Lower	1
6	1208907	(000000–	) Controller, Steering, 36v	1
7	24265	(000000–	) Screw, Pan, Phl, M4 X 0.70 X 16, Ss	3
8	01683	(000000–	) Washer, Flat, 10, Ss	3
9	1064188	(000000–	) Circuitbreaker, 15.0a, Resetable	1
10	1052126	(000000–	) Inductor, 12.7Mm [156 Imp At 25Mhz]	1

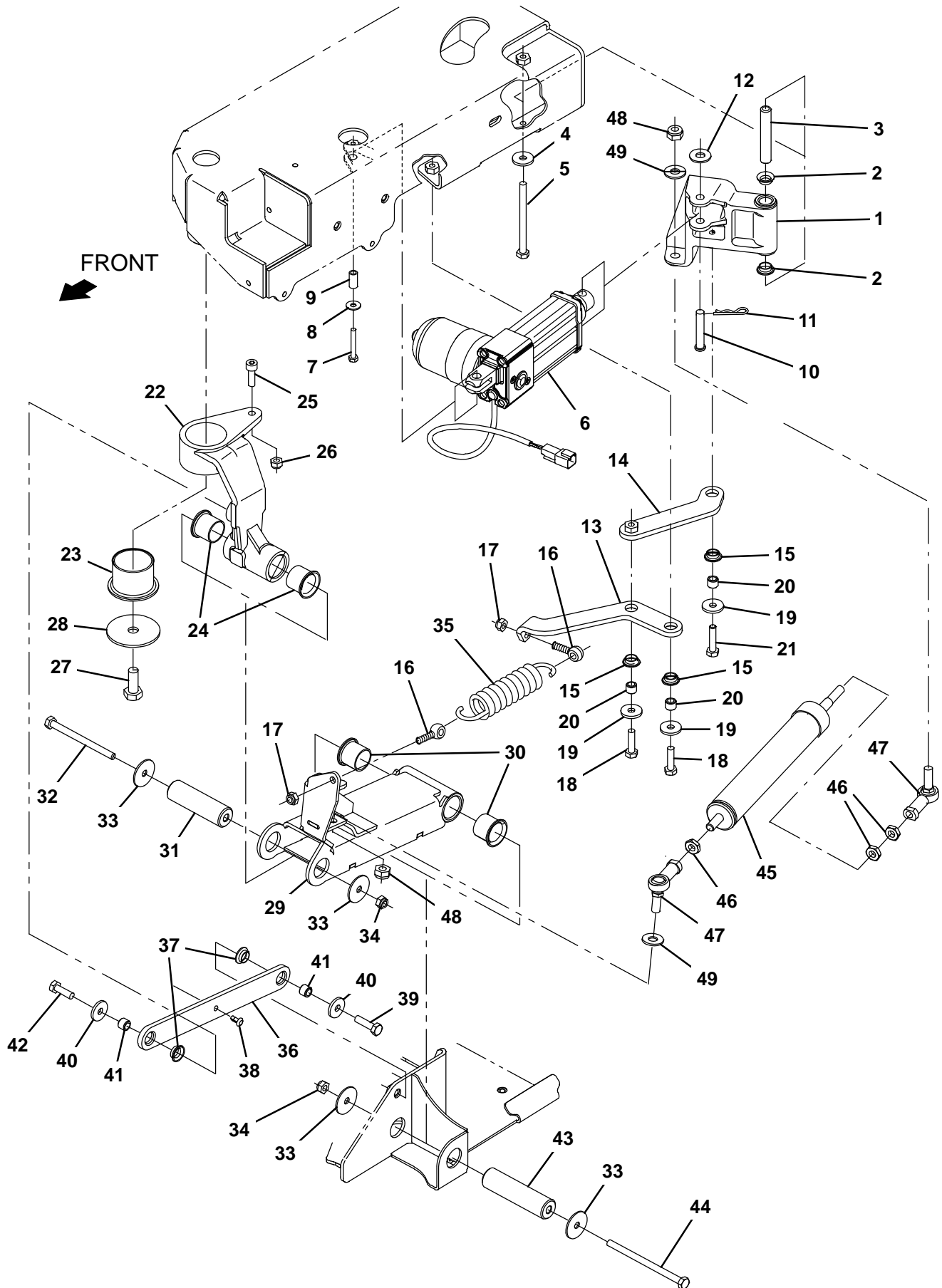
Fig. 6 – Power Steering Wire Harness Group



**Fig. 6 - Power Steering Wire Harness Group**

<b>Ref.</b>	<b>Part No.</b>	<b>Serial Number</b>	<b>Description</b>	<b>Qty.</b>
1	1073062	(000000-	) Harness, Ele [Power Steering, T17]	1
2	1060276	(000000-	) Inductor, 36.2 Mml, Rnd [Ferrite 1-300Hz]	1

Fig. 7 - Scrubbing Side Brush Lift Group



**Fig. 7 – Scrubbing Side Brush Lift Group**

	<b>Ref.</b>	<b>Part No.</b>	<b>Serial Number</b>	<b>Description</b>	<b>Qty.</b>
▽	1	9020268	(000000–	) Pivot Arm Kit, Act, Sba, Afmkt [T17]	1
▲	2	1054662	(000000–	) Bushing, Flng, 0.50b 0.59d 0.25l	2
▲	3	1206723	(000000–	) Sleeve, P/M, 0.32b 0.50d 3.03l	1
	4	1017218	(000000–	) Washer, Flat, 0.32b 1.00d .12, Ss	1
	5	386299	(000000–	) Screw, Hex, M8 X 1.25 X 100, Ss	1
	6	1201500	(000000–	) Actuator, 36vdc, 2.75strk, 450lb	1
	7	33930	(000000–	) Screw, Hex, M6 X 1.00 X 40, Ss	1
	8	01684	(000000–	) Washer, Flat, 0.27b 0.69d .05, Ss	1
	9	1206722	(000000–	) Sleeve, P/M, 0.25b 0.38d 0.8l	1
	10	29584	(000000–	) Pin, Clevis, 0.37d X 2.00l	1
	11	44906	(000000–	) Pin, Cotter, Hair, 0.38d .093 Wir	1
	12	01686	(000000–	) Washer, Flat, 0.44b 1.00d .08, Ss	1
	13	1206422	(000000–	) Arm, Spring, Tensioner	1
	14	1206602	(000000–	) Arm Wldt, Spring, Tension	1
	15	1054662	(000000–	) Bushing, Flng, 0.50b 0.59d 0.25l	3
	16	69998	(000000–	) Bolt, Eye, M8 X 1.25 X 030mm, 08.00 Eye	2
	17	08713	(000000–	) Nut, Hex, Lock, M8 X 1.25, NI, Ss	2
	18	09011	(000000–	) Screw, Hex, M8 X 1.25 X 30, Ss	2
	19	1017218	(000000–	) Washer, Flat, 0.32b 1.00d .12, Ss	3
	20	1207656	(000000–	) Sleeve, P/M, 0.32b 0.50d 0.4l [430ss]	3
	21	59658	(000000–	) Screw, Hex, M8 X 1.25 X 35, NI, Ss	1
▽	22	9011054	(000000–	) Pivot Arm Kit, Sba, Afmkt [T12]	1
▲	23	1201101	(000000–	) Bushing, Flng, 1.75b 1.94d 1.50l	1
▲	24	54618	(000000–	) Bushing, Flng, 1.00b 1.13d 1.00l	2
▲	25	39308	(000000–	) Screw, Soc, M8 X 1.25 X 25, 12.9	1
▲	26	08713	(000000–	) Nut, Hex, Lock, M8 X 1.25, NI, Ss	1
	27	12309	(000000–	) Screw, Hex, M12 X 1.75 X 30, Ss	1
	28	1200634	(000000–	) Washer, Flat, 0.48b 2.50d .12, Ss	1
▽	29	9020248	(000000–	) Channel Assy, Lift, Sba, Afmkt [T17]	1
▲	30	54618	(000000–	) Bushing, Flng, 1.00b 1.13d 1.00l	2
	31	1210581	(000000–	) Pin, Pivot, Sba	1
	32	386299	(000000–	) Screw, Hex, M8 X 1.25 X 100, Ss	1
	33	1011719	(000000–	) Washer, Flat, 0.33b 1.38d .08, Ss	4
	34	08713	(000000–	) Nut, Hex, Lock, M8 X 1.25, NI, Ss	2
	35	1031413	(000000–	) Spring, Extn, 1.68od 0.20wir 07.5l	1
▽	36	9020249	(000000–	) Link Kit, Upper, Sba, Afmkt [T17]	1
▲	37	1054662	(000000–	) Bushing, Flng, 0.50b 0.59d 0.25l	2
	38	1210807	(000000–	) Wire, Tie [W/.25" Fir Tree Clip]	1
	39	09011	(000000–	) Screw, Hex, M8 X 1.25 X 30, Ss	1
	40	1017218	(000000–	) Washer, Flat, 0.32b 1.00d .12, Ss	2
	41	1207656	(000000–	) Sleeve, P/M, 0.32b 0.50d 0.4l [430ss]	2
	42	09010	(000000–	) Screw, Hex, M8 X 1.25 X 25, Ss	1
	43	1209678	(000000–	) Pin, Pivot, Sba	1
	44	1210312	(000000–	) Screw, Hex, M8 X 1.25 X 120, Ss	1
▽	45	9010938	(000000–	) Spring Assy, Replmt, Afmkt [T12]	1
▲	46	763064	(000000–	) Nut, Hex, Jam, M10 X 1.5, [Din439]	3
▲	47	05686	(000000–	) Rod-End, M10 X 1.5rh Fem M10 X 1.5stud	2
▲	48	08714	(000000–	) Nut, Hex, Lock, M10 X 1.5, NI, Ss	2
▲	49	01686	(000000–	) Washer, Flat, 0.44b 1.00d .08, Ss	2

Fig. 8 – Scrubbing Side Brush Motor and Squeegee Group

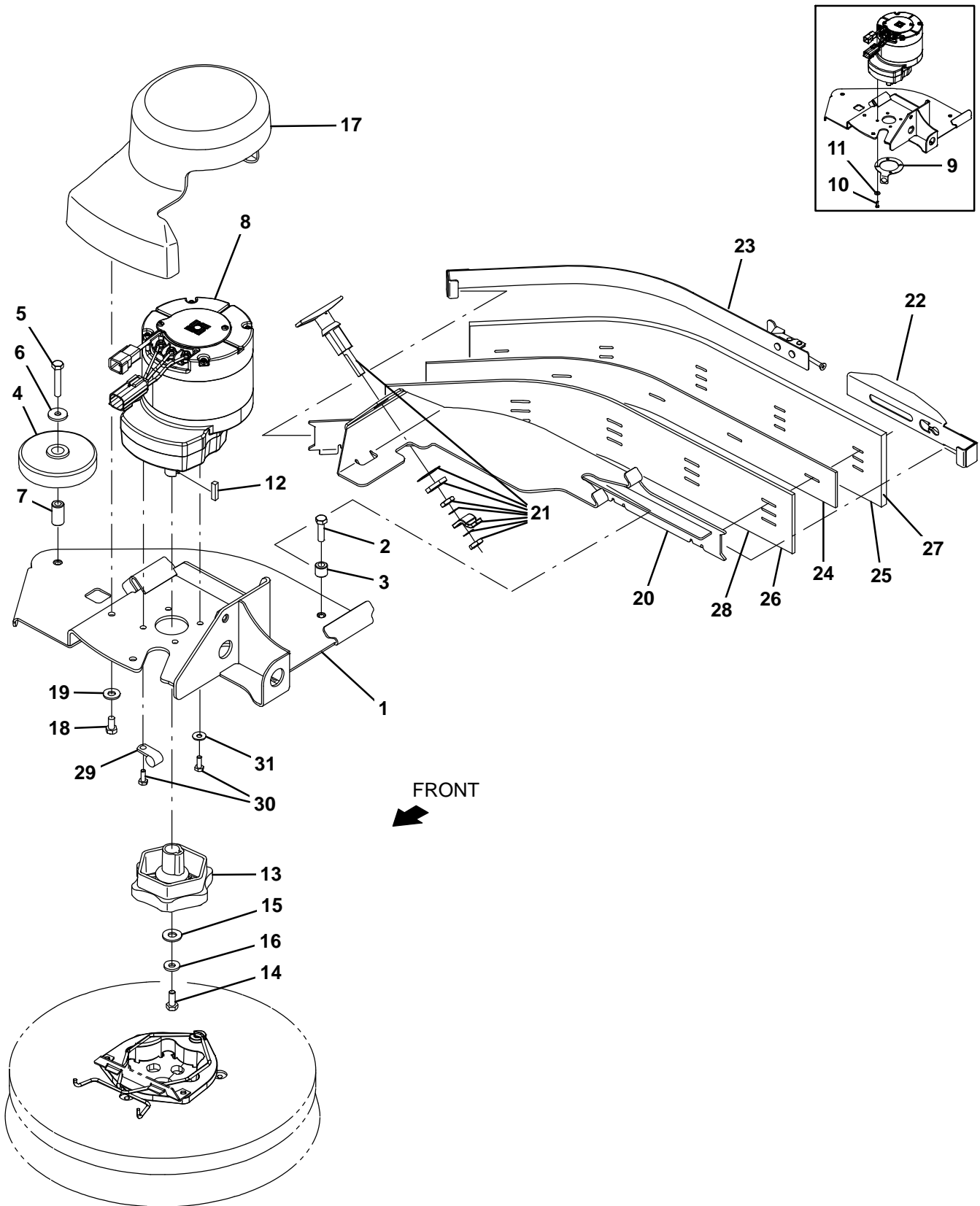
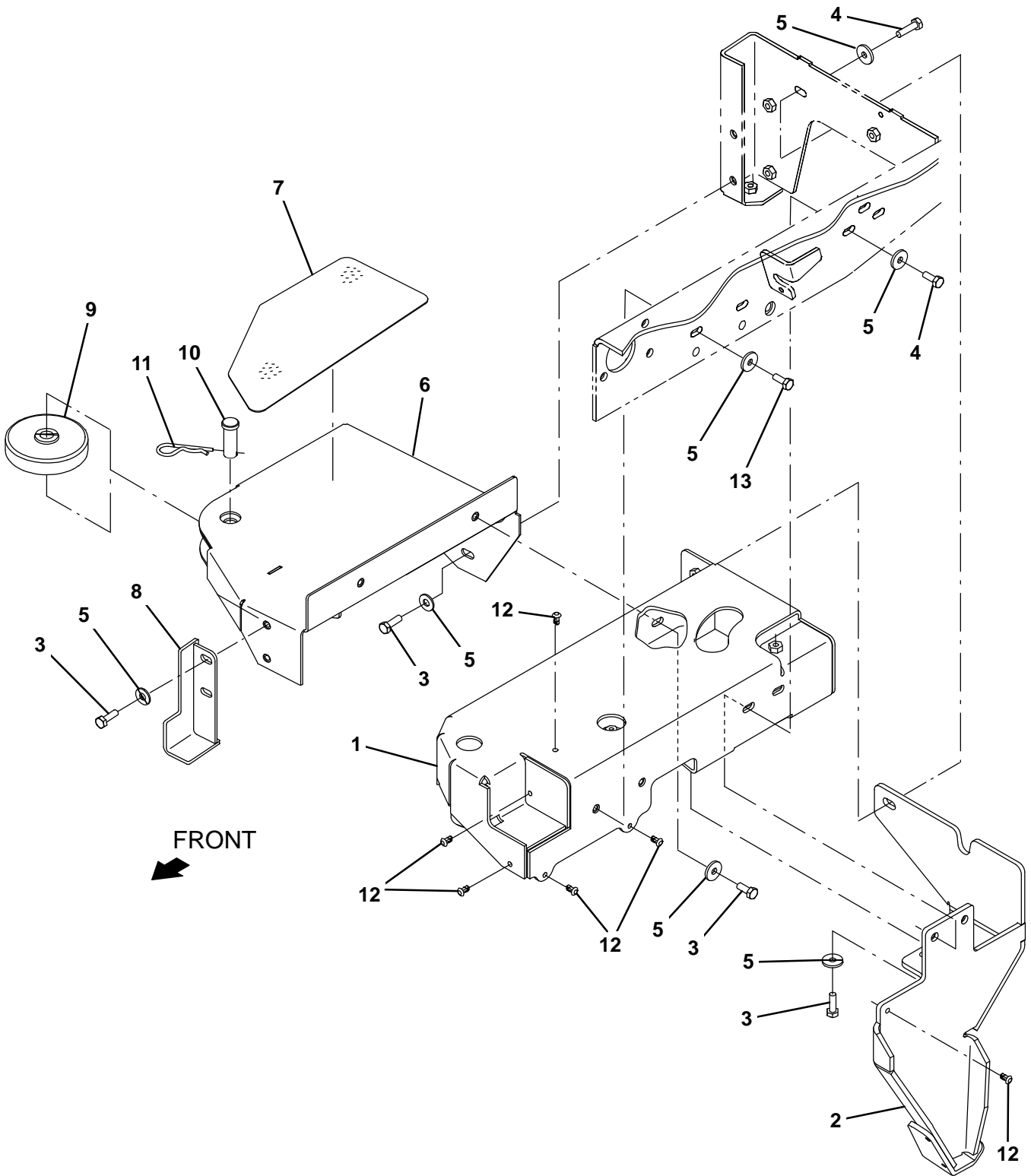




Fig. 8 – Scrubbing Side Brush Motor and Squeegee Group

Ref.	Part No.	Serial Number	Description	Qty.	
1	1205307	(000000– )	Bracket Wldt, Deck	1	
2	09011	(000000– )	Screw, Hex, M8 X 1.25 X 30, Ss	1	
3	80409	(000000– )	Sleeve, P/M, 0.34b 0.63d 0.6l, Bnz	1	
4	363162	(000000– )	Wheel, 04.0d 0.89w 0.64b	1	
5	222505	(000000– )	Screw, Hex, M8 X 1.25 X 45, Ss	1	
6	1017218	(000000– )	Washer, Flat, 0.32b 1.00d .12, Ss	1	
7	363301	(000000– )	Sleeve, P/M, 0.34b 0.63d 1.2l, Bnz	1	
8	1206475	(000000– )	Motor, Ele, 36 Vdc, 350 Rpm 1.25 Hp Gear	1	
9	1207718	(000000–010497 )	Plate, Sppt	1	
10	11329	(000000–010497 )	Screw, Hex, M6 X 1.00 X 16, NI, Ss	4	
11	01684	(000000–010497 )	Washer, Flat, 0.27b 0.69d .05, Ss	4	
12	00928	(000000– )	Key, Sq, 0.25 X 0.25, 1.00l	1	
13	377364	(000000– )	Hub, Drive, Brush, Disk, 0.75b [6t]	1	
14	12273	(000000– )	Screw, Hex, M8 X 1.25 X 20, NI, Ss	1	
15	01686	(000000– )	Washer, Flat, 0.44b 1.00d .08, Ss	1	
16	41186	(000000– )	Washer, Flat, Belleville, .31	1	
17	9020217	(000000– )	Cover, Motor, Sba, Afmkt[T17]	1	
18	15675	(000000– )	Screw, Hex, M8 X 1.25 X 16, Ss	2	
19	01685	(000000– )	Washer, Flat, 0.38b 0.88d .08, Ss	2	
▽	9020247	(000000– )	Squeegee Assy, Sba, Afmkt [T17]	1	
▲	20	1206597	(000000– )	Bracket Wldt, Sqge, Sba	1
▲	21	1201149	(000000– )	Latch, Compression, Sqge, Sba	1
▲	22	1201609	(000000– )	Retainer Wldt, Sqge, Sba	1
▲	23	1206592	(000000– )	Retainer Wldt, Sqge, Sba	1
▲	24	1206598	(000000– )	Spacer, Blade	1
▲	25	1206589	(000000– )	Blade, Sqge, Sba, Linatex	1
▲	26	1206599	(000000– )	Blade, Sqge, Sba, Inner	1
	27	1212163	(000000– )	Blade, Sqge, Sba, (Urethane)	1
	27	1212210	(000000– )	Blade, Sqge, Sba, (Gum Rubber)	1
	28	1212211	(000000– )	Blade, Sqge, Sba, Inner, (Urethane)	1
	28	1212212	(000000– )	Blade, Sqge, Sba, Inner, (Gum Rubber)	1
	29	26395–1	(010498– )	Clamp, Cable, Stl, 0.56D X 0.38W, 1 Hole	1
	30	11635	(010498– )	Screw, hex, M6 X 1.00 X 12, Ss	4
	31	01684	(010498– )	Washer, flat, 0.27B 0.69D .05, Ss	3

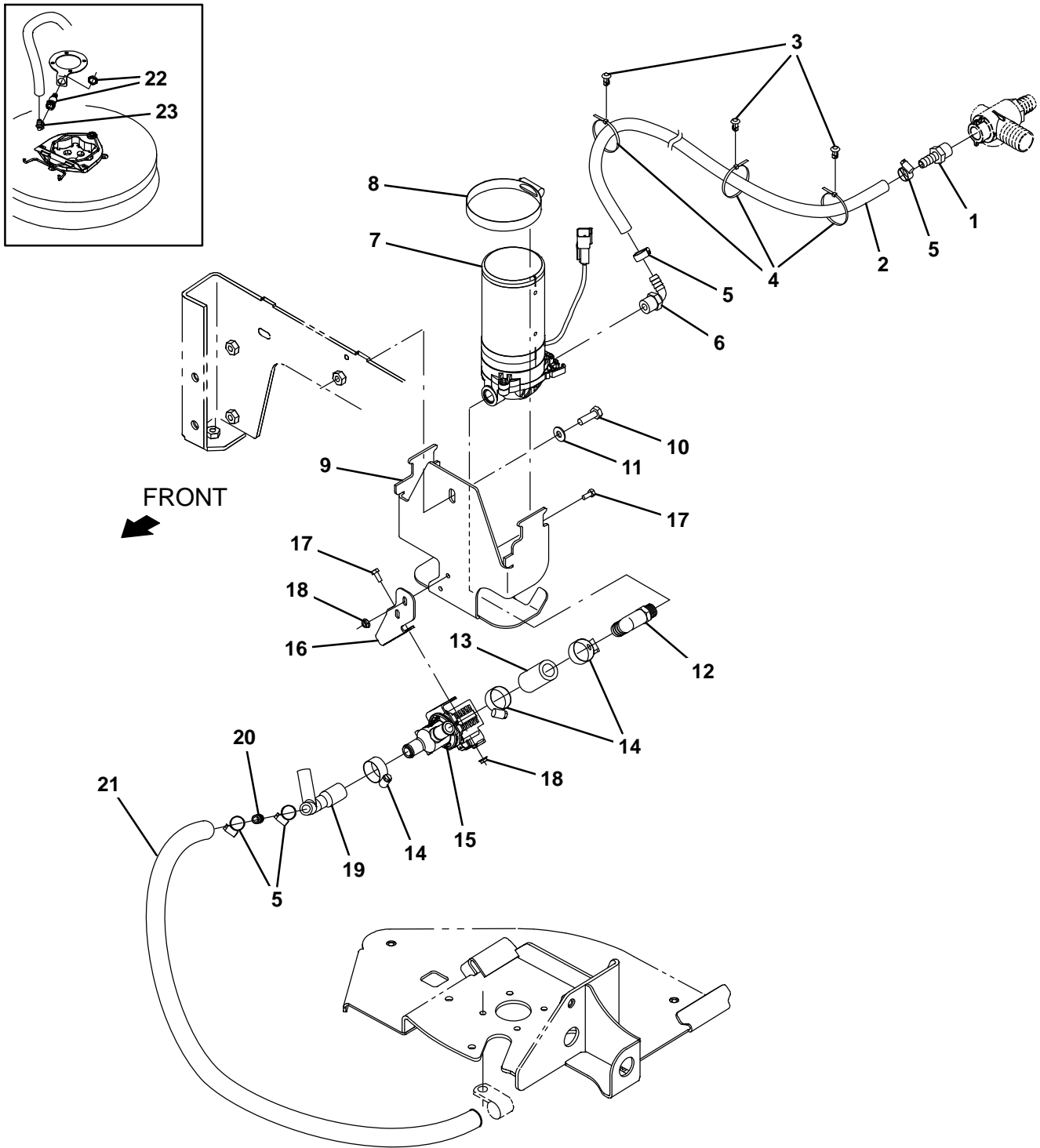
Fig. 9 – Scrubbing Side Brush Mount Group



**Fig. 9 – Scrubbing Side Brush Mount Group**

<b>Ref.</b>	<b>Part No.</b>	<b>Serial Number</b>	<b>Description</b>	<b>Qty.</b>
1	1205299	(000000–	) Cover Wldt, Sba	1
2	1206805	(000000–	) Bracket Wldt, Skid, Anti–Roll	1
3	09010	(000000–	) Screw, Hex, M8 X 1.25 X 25, Ss	6
4	09011	(000000–	) Screw, Hex, M8 X 1.25 X 30, Ss	3
5	1017218	(000000–	) Washer, Flat, 0.32b 1.00d .12, Ss	12
6	1206809	(000000–	) Bracket Wldt, Step, Sba	1
7	1207657	(000000–	) Tread, Non–Skid–Step, 6.3w 12.8l, Sba	1
8	1208021	(000000–	) Door Wldt, Mtg, Sba	1
9	363162	(000000–	) Wheel, 04.0d 0.89w 0.64b	1
10	1207866	(000000–	) Pin, Clevis, 0.625d X 1.75l	1
11	55094	(000000–	) Pin, Cotter, Hair, 0.75d .148 Wir	1
12	1071085	(000000–	) Clip, Tie, 0.25d, Plstc	6
13	09740	(000000–	) Screw, Hex, M8 X 1.25 X 20, Ss	2

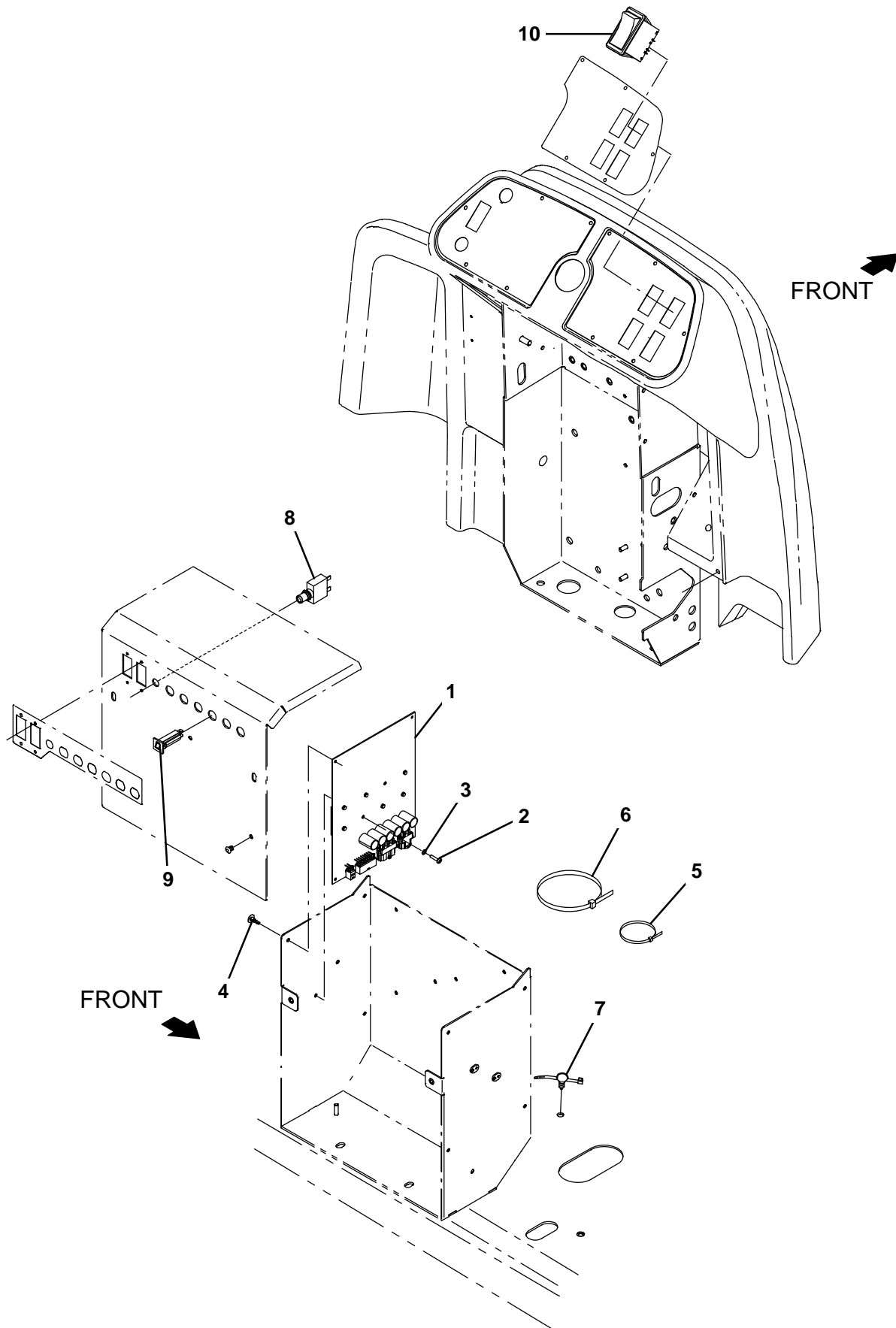
Fig. 10 – Scrubbing Side Brush Solution Supply Group



**Fig. 10 – Scrubbing Side Brush Solution Supply Group**

<b>Ref.</b>	<b>Part No.</b>	<b>Serial Number</b>	<b>Description</b>	<b>Qty.</b>
1	150538	(000000–	) Fitting, Plstc, Str, Bm06/Pm06	1
2	1006400	(000000–	) Hose, Afmkt, Pvc, Brd, 0.38id, 03ft, Clr	1
3	1071085	(000000–	) Clip, Tie, 0.25d, Plstc	3
4	130773	(000000–	) Tie, Cable, Nyl, 11.0l, .14w, 3.0 Max. D	3
5	43844	(000000–	) Clamp, Hose, Wormdrive, 0.25–0.62d, .31w	4
6	1005630	(000000–	) Fitting, Plstc, E90, Bm06/Pm06, Nyl	1
7	1200328	(000000–	) Pump, Soltn, Ele, 36vdc, 60psi	1
8	43555	(000000–	) Clamp, Hose, Wormdrive, 2.62–3.50d	1
9	1206138	(000000–	) Bracket, Pump	1
10	09010	(000000–	) Screw, Hex, M8 X 1.25 X 25, Ss	1
11	32490	(000000–	) Washer, Flat, 0.25, Std	1
12	1208433	(000000–	) Fitting, Plstc, E90, Bm10/Pm06	1
13	1015025	(000000–	) Hose, Afmkt, Pvc, Brd, 0.62id, 02ft, Clr	1
14	63810	(000000–	) Clamp, Hose, Wormdrive, 0.56–1.06d, .56w	3
15	1054795	(000000–	) Valve, Water, Solenoid, 36vdc Bm12/Bm12	1
16	1208434	(000000–	) Bracket, Mount, Sba Valve	1
17	09738	(000000–	) Screw, Hex, M5 X 0.80 X 12, Ss	4
18	07789	(000000–	) Nut, Hex, Flng, M5 X 0.80	4
19	1208432	(000000–	) Manifold, Sba	1
20	20950	(000000–	) Fitting, Plstc, Str, Bm06/Bm06	1
21	1014976	(000000–	) Hose, Afmkt, Pvc, Brd, 0.38id, 08ft, Clr	1
22	1207865	(000000–010497	) Fitting, Plstc, Str, Bm06, Cplg Fem	1
23	1207864	(000000–010497	) Fitting, Plstc, E90, Bm06, Cplg Male	1

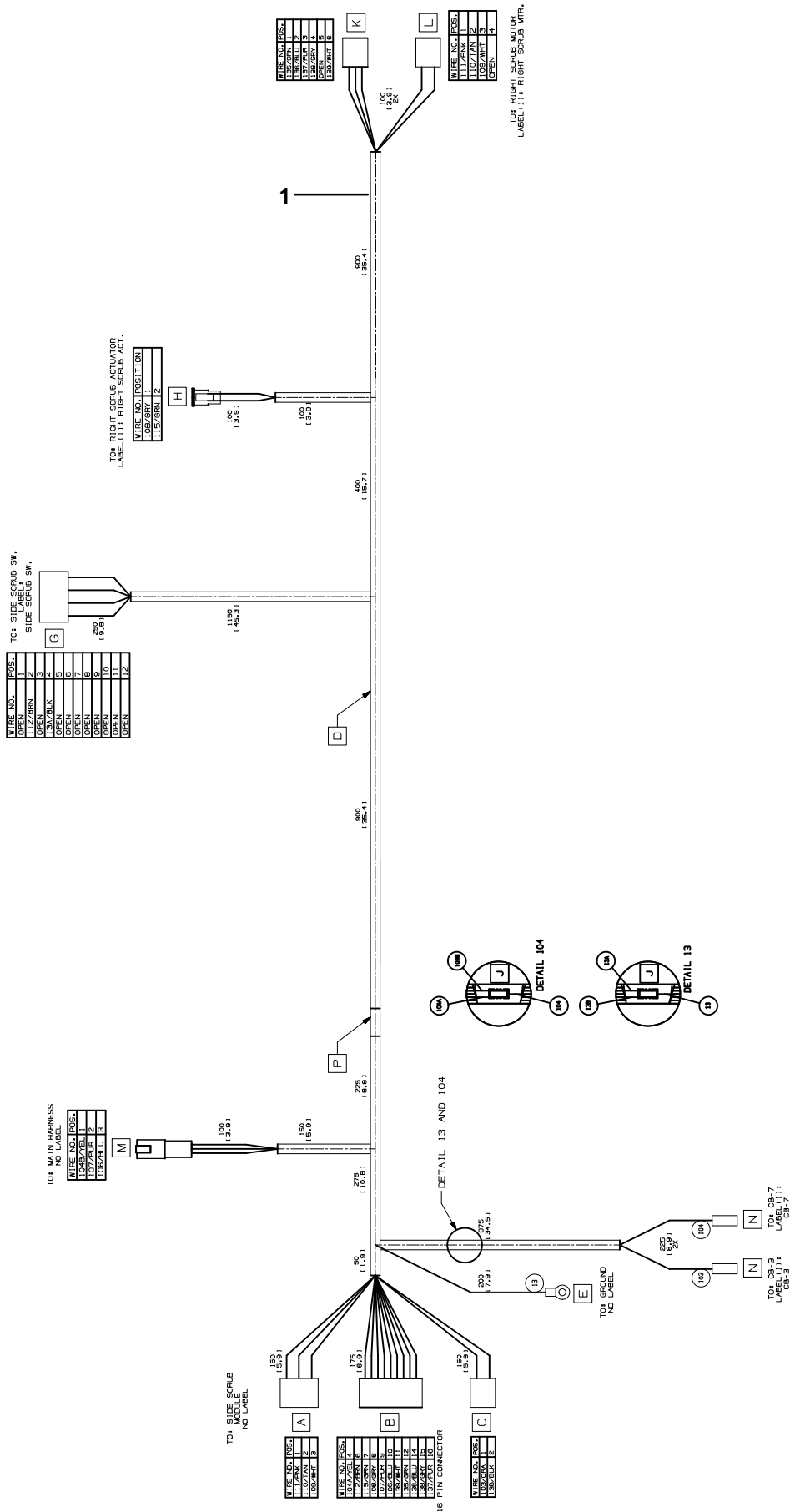
Fig. 11 – Scrubbing Side Brush Electrical Group



**Fig. 11 – Scrubbing Side Brush Electrical Group**

<b>Ref.</b>	<b>Part No.</b>	<b>Serial Number</b>	<b>Description</b>	<b>Qty.</b>
1	9020230	(000000–	) Circuit Board Kit, Sba, Afmkt [T17]	1
2	06926	(000000–	) Screw, Pan, Phl, M4 X 0.70 X 10, 4.8	2
3	1202860	(000000–	) Washer, Flat, 0.17b 0.31d .03, Nyl	2
4	1210399	(000000–	) Stand–Off, Circuitboard [0.25”]	4
5	763114	(000000–	) Tie, Cable, 11.3l, 2.75d Max	3
6	222809	(000000–	) Tie, Cable, Nyl, 29.8l .30w 9.0 Max D	1
7	1210807	(000000–	) Wire, Tie [W/.25” Fir Tree Clip]	7
8	383726	(000000–	) Circuitbreaker, 35.0a, Resetable	1
9	1064184	(000000–	) Circuitbreaker, 02.5a, Resetable	1
10	397889	(000000–	) Switch, Rocker, Dpst, On / None / On	1

Fig. 12 – Scrubbing Side Brush Wire Harness Group

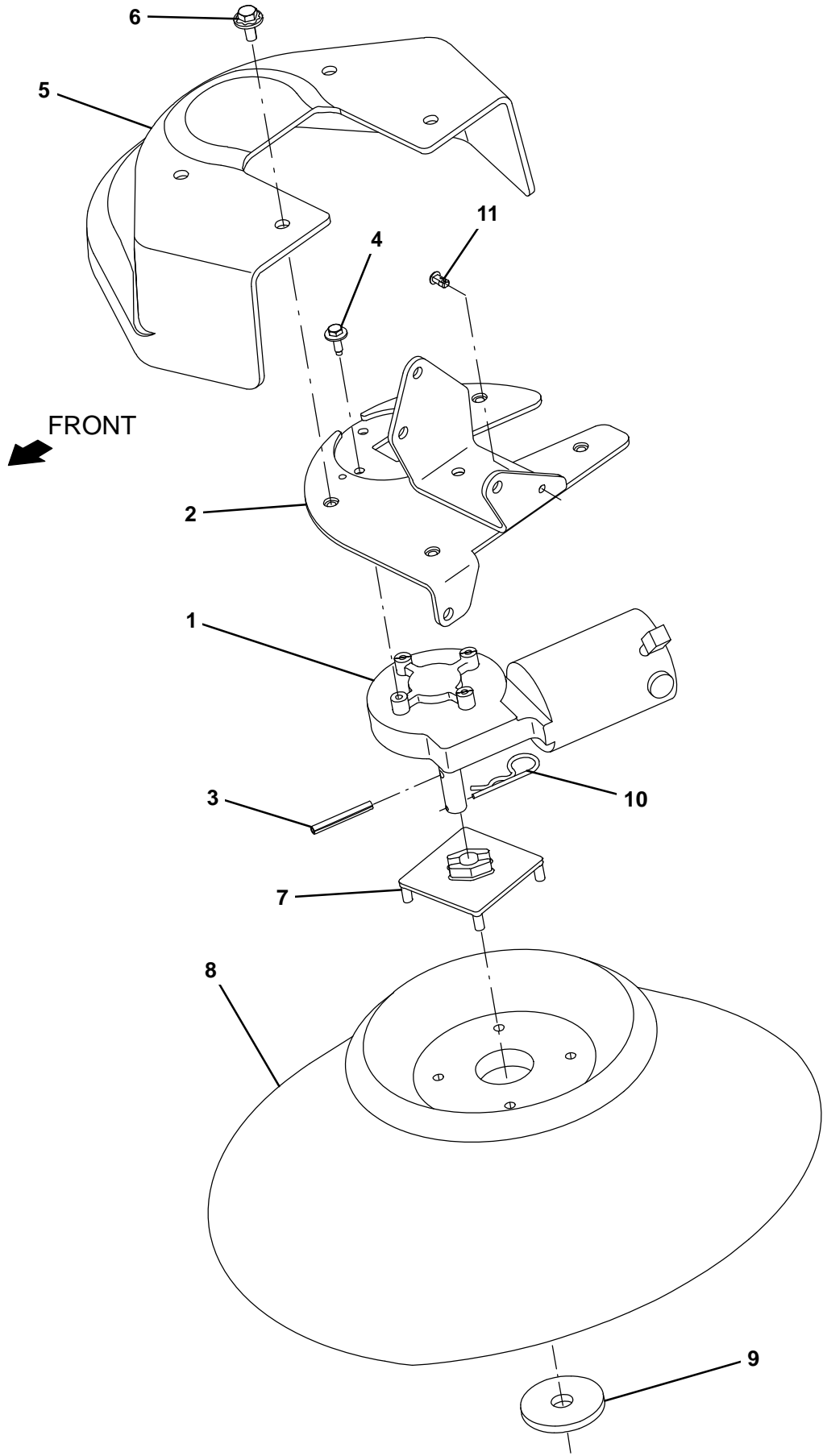




**Fig. 12 – Scrubbing Side Brush Wire Harness Group**

<b>Ref.</b>	<b>Part No.</b>	<b>Serial Number</b>	<b>Description</b>	<b>Qty.</b>
1	1072999	(000000-	) Harness, Ele [Side Scrub, T17]	1

Fig. 13 - Sweeping Side Brush Drive Motor Group, Right Side



**Fig. 13 – Sweeping Side Brush Drive Motor Group, Right Side**

<b>Ref.</b>	<b>Part No.</b>	<b>Serial Number</b>	<b>Description</b>	<b>Qty.</b>
1	1212824	(000000–	) Motor, Ele, 36vdc 0.08hp 0068rpm Gear Rh	1
2	1207139	(000000–	) Bracket Wldt, Mtg, Motor, Sba	1
3	11398	(000000–	) Pin, Roll, .250d X 2.00l, .250/.256	1
4	1040467	(000000–	) Screw, Hex, M6 X 1.00 X 20, 9.8, Sems	4
5	1207412	(000000–	) Cover, Sidebrush, Sweeping	1
6	1020341	(000000–	) Screw, Hex, M8 X 1.25 X 20, Ss, Sems	4
7	1017441	(000000–	) Plate, Adapter, Brush	1
8	87419	(000000–	) Brush, Disk, Swp, 19.0d, Pyp	1
9	1017802	(000000–	) Washer, Flat, 0.66b 2.50d .19, Ss	1
10	02942	(000000–	) Pin, Hair, Cotter, 0.62d .120 Wir	1
11	1071085	(000000–	) Clip, Tie, 0.25d, Plstc	1

**Fig. 14 – Sweeping Side Brush Lift Group, Right Side**

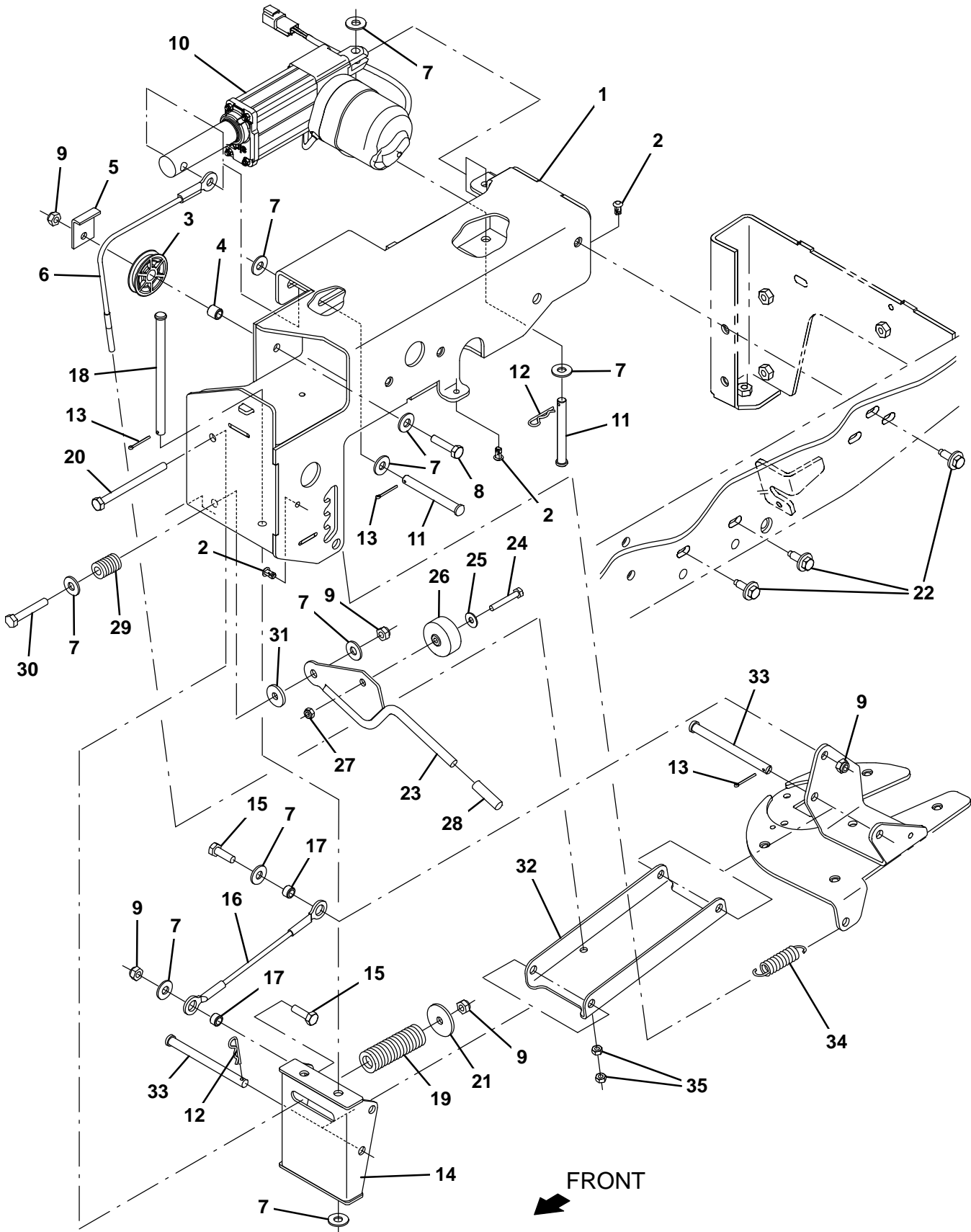
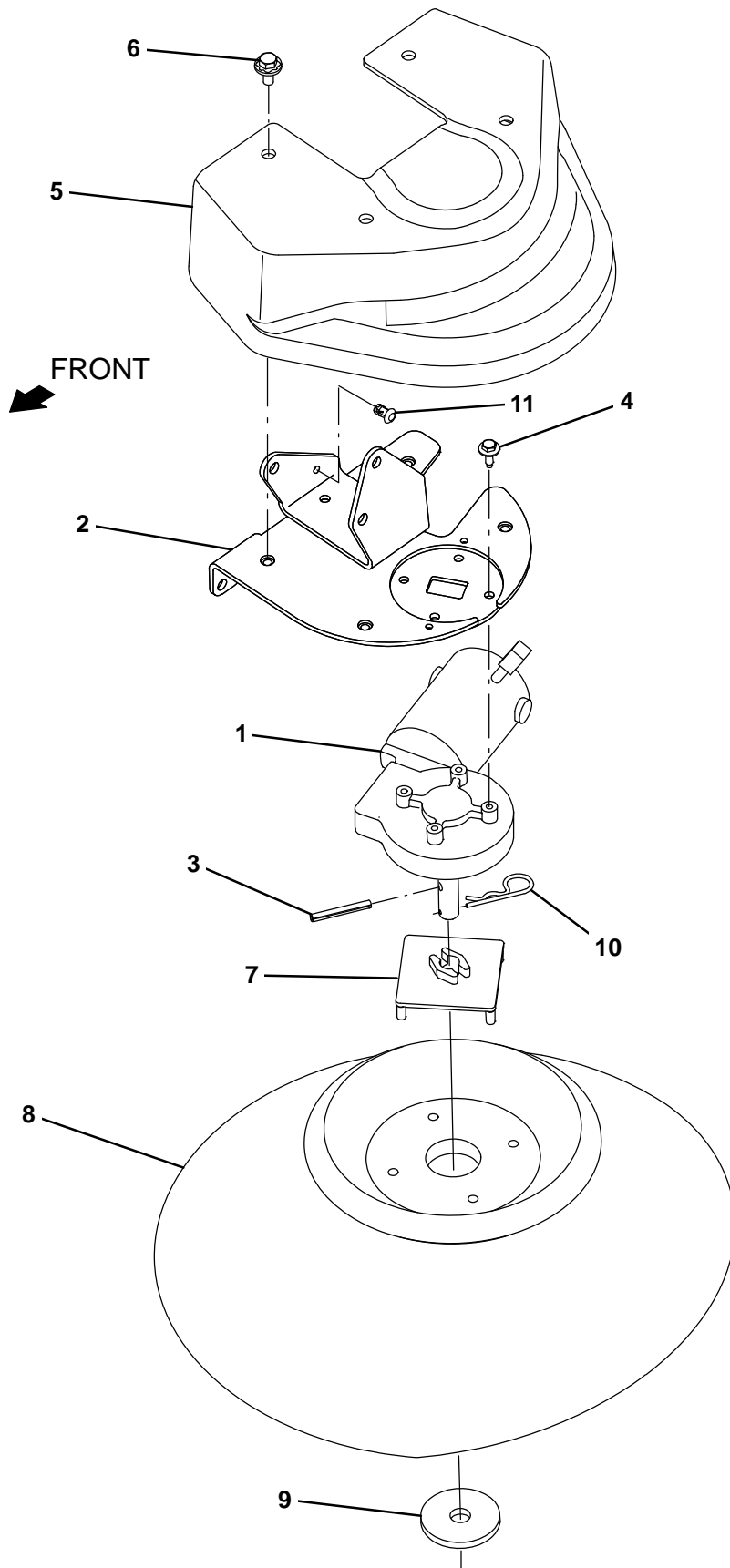


Fig. 14 – Sweeping Side Brush Lift Group, Right Side

Ref.	Part No.	Serial Number	Description	Qty.
1	1207330	(000000-	) Housing Wldt, Sba, Rh	1
2	1071085	(000000-	) Clip, Tie, 0.25d, Plstc	3
3	369781	(000000-	) Pulley, Cable, 1.5d Nyl	1
4	222460	(000000-	) Sleeve, P/M, 0.32b 0.50d 0.5l [430ss]	1
5	54400	(000000-	) Bracket, Angle, Keeper, Cable	1
6	1205013	(000000-	) Cable, Ss, .09d 10.35l .38eye/M6-1.0	1
7	01685	(000000-	) Washer, Flat, 0.38b 0.88d .08, Ss	10
8	09023	(000000-	) Screw, Hex, M8 X 1.25 X 35, Fl, Ss	1
9	08713	(000000-	) Nut, Hex, Lock, M8 X 1.25, NI, Ss	5
10	1201500	(000000-	) Actuator, 36vdc, 2.75strk, 450lb	1
11	57598	(000000-	) Pin, Clevis, 0.37d X 3.25l	2
12	44906	(000000-	) Pin, Cotter, Hair, 0.38d .093 Wir	2
13	08179	(000000-	) Pin, Cotter, .094 X 1.00	3
14	1204919	(000000-	) Bracket Wldt, Pivot, Sba	1
15	09010	(000000-	) Screw, Hex, M8 X 1.25 X 25, Ss	2
16	1204774	(000000-	) Cable, Ss, .09d 7.87l .50eye/.50eye	1
17	222516	(000000-	) Sleeve, P/M, 0.32b 0.50d 0.3l [430ss]	2
18	49924	(000000-	) Pin, Clevis, 0.37d X 6.12l	1
19	1209244	(000000-	) Spring, Compr, .98od 2.5l	1
20	386299	(000000-	) Screw, Hex, M8 X 1.25 X 100, Ss	1
21	379829	(000000-	) Washer, Flat, 0.34b 1.50d .12, Stl, PI	1
22	1037346	(000000-	) Screw, Hex, M8 X 1.25 X 25, 9.8, Sems	3
23	1205016	(000000-	) Lever Wldt, Adj, Sba	1
24	33930	(000000-	) Screw, Hex, M6 X 1.00 X 40, Ss	1
25	01684	(000000-	) Washer, Flat, 0.27b 0.69d .05, Ss	1
26	01847	(000000-	) Wheel, 01.6d 0.72w 0.21b	1
27	08712	(000000-	) Nut, Hex, Lock, M6 X 1.00, NI, Ss	1
28	1208858	(000000-	) Cover, Handle	1
29	81672	(000000-	) Spring, Cmpr, 0.37id X Flat Wir, 1.0l	1
30	49694	(000000-	) Screw, Hex, M8 X 1.25 X 50, Ss	1
31	1017218	(000000-	) Washer, Flat, 0.32b 1.00d .12, Ss	1
32	1204396	(000000-	) Bracket, Arm, Sba	1
33	59672	(000000-	) Pin, Clevis, 0.37d X 4.50l	2
34	15047	(000000-	) Spring, Extn, 0.62od 0.08wir 03.0l	1
35	07785	(000000-	) Nut, Hex, Std, M6 X 1.00, Ss	2

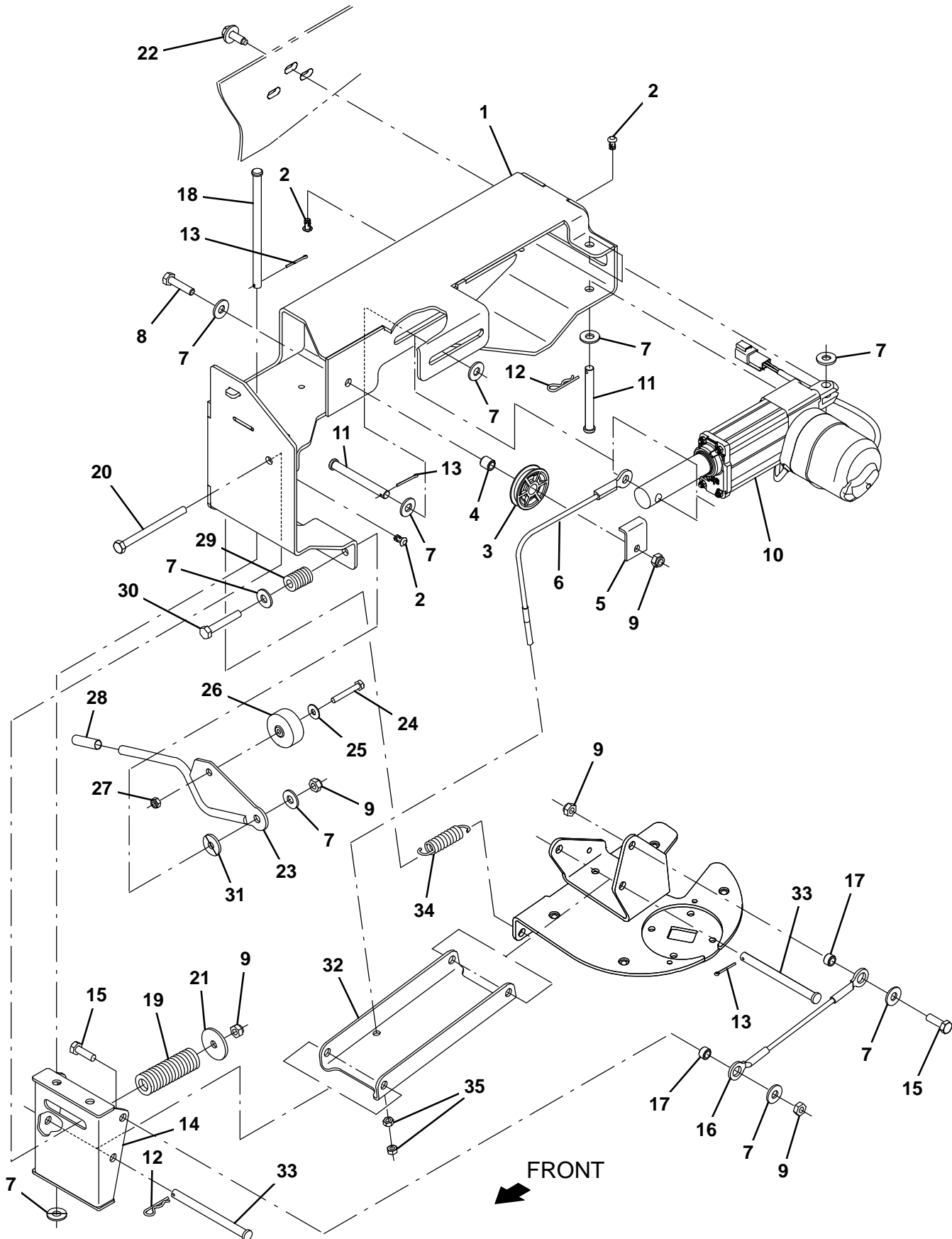
Fig. 15 – Sweeping Side Brush Drive Motor Group, Left Side



**Fig. 15 – Sweeping Side Brush Drive Motor Group, Left Side**

<b>Ref.</b>	<b>Part No.</b>	<b>Serial Number</b>	<b>Description</b>	<b>Qty.</b>
1	1212823	(000000–	) Motor, Ele, 36vdc 0.08hp 0068rpm Gear Lh	1
2	1207559	(000000–	) Mount Wldt, Motor, Sba	1
3	11398	(000000–	) Pin, Roll, .250d X 2.00l, .250/.256	1
4	1040467	(000000–	) Screw, Hex, M6 X 1.00 X 20, 9.8, Sems	4
5	1207412	(000000–	) Cover, Sidebrush, Sweeping	1
6	1020341	(000000–	) Screw, Hex, M8 X 1.25 X 20, Ss, Sems	4
7	1017441	(000000–	) Plate, Adapter, Brush	1
8	87419	(000000–	) Brush, Disk, Swp, 19.0d, Pyp	1
9	1017802	(000000–	) Washer, Flat, 0.66b 2.50d .19, Ss	1
10	02942	(000000–	) Pin, Hair, Cotter, 0.62d .120 Wir	1
11	1071085	(000000–	) Clip, Tie, 0.25d, Plstc	1

Fig. 16 – Sweeping Side Brush Lift Group, Left Side

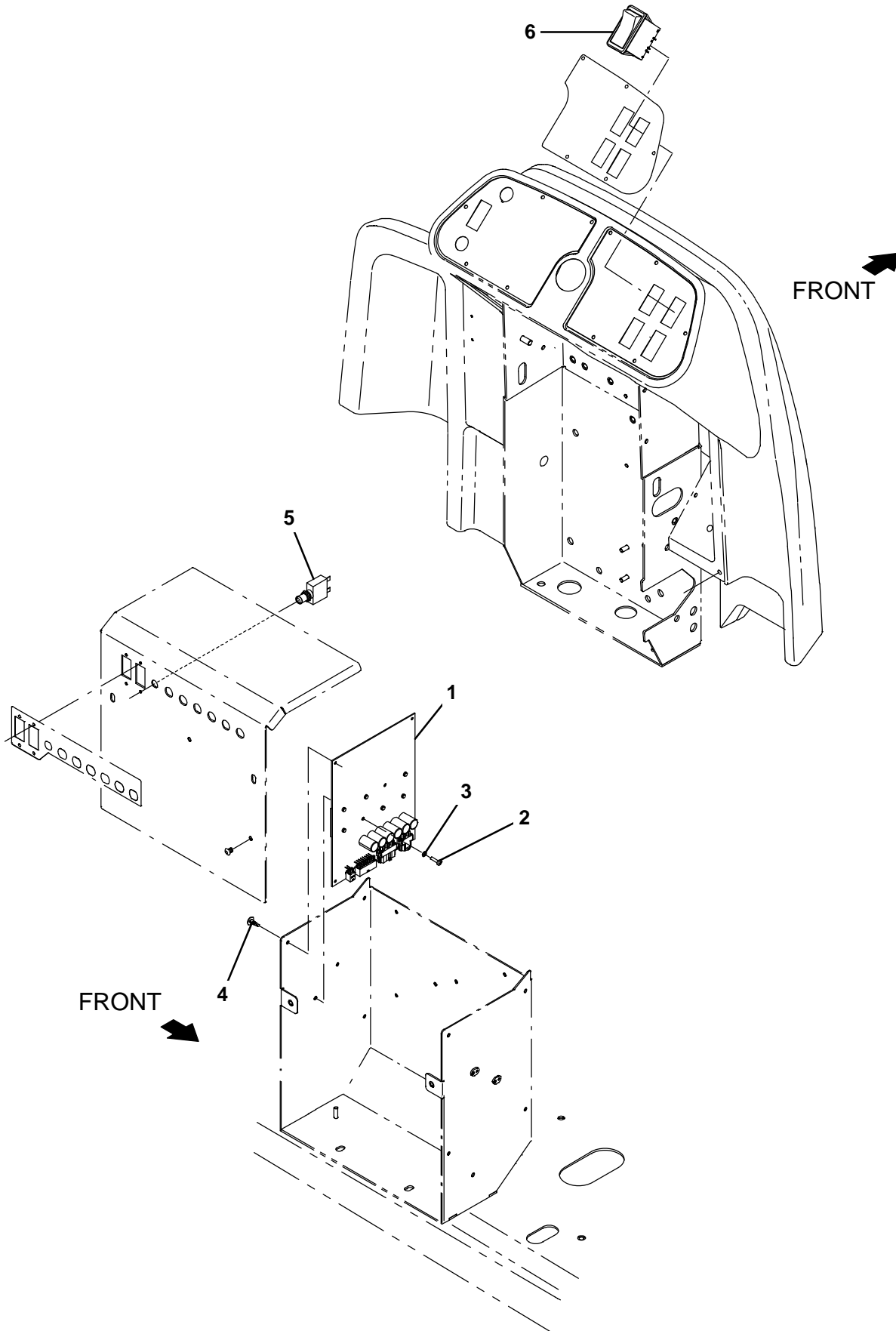




**Fig. 16 – Sweeping Side Brush Lift Group, Left Side**

<b>Ref.</b>	<b>Part No.</b>	<b>Serial Number</b>	<b>Description</b>	<b>Qty.</b>
1	1207554	(000000–	) Housing Wldt, Sba, Lh	1
2	1071085	(000000–	) Clip, Tie, 0.25d, Plstc	3
3	369781	(000000–	) Pulley, Cable, 1.5d Nyl	1
4	222460	(000000–	) Sleeve, P/M, 0.32b 0.50d 0.5l [430ss]	1
5	54400	(000000–	) Bracket, Angle, Keeper, Cable	1
6	1205013	(000000–	) Cable, Ss, .09d 10.35l .38eye/M6–1.0	1
7	01685	(000000–	) Washer, Flat, 0.38b 0.88d .08, Ss	10
8	09023	(000000–	) Screw, Hex, M8 X 1.25 X 35, Fl, Ss	1
9	08713	(000000–	) Nut, Hex, Lock, M8 X 1.25, NI, Ss	5
10	1201500	(000000–	) Actuator, 36vdc, 2.75strk, 450lb	1
11	57598	(000000–	) Pin, Clevis, 0.37d X 3.25l	2
12	44906	(000000–	) Pin, Cotter, Hair, 0.38d .093 Wir	2
13	08179	(000000–	) Pin, Cotter, .094 X 1.00	3
14	1204919	(000000–	) Bracket Wldt, Pivot, Sba	1
15	09010	(000000–	) Screw, Hex, M8 X 1.25 X 25, Ss	2
16	1204774	(000000–	) Cable, Ss, .09d 7.87l .50eye/.50eye	1
17	222516	(000000–	) Sleeve, P/M, 0.32b 0.50d 0.3l [430ss]	2
18	49924	(000000–	) Pin, Clevis, 0.37d X 6.12l	1
19	1209244	(000000–	) Spring, Compr, .98od 2.5l	1
20	386299	(000000–	) Screw, Hex, M8 X 1.25 X 100, Ss	1
21	379829	(000000–	) Washer, Flat, 0.34b 1.50d .12, Stl, PI	1
22	1037346	(000000–	) Screw, Hex, M8 X 1.25 X 25, 9.8, Sems	3
23	1205016	(000000–	) Lever Wldt, Adj, Sba	1
24	33930	(000000–	) Screw, Hex, M6 X 1.00 X 40, Ss	1
25	01684	(000000–	) Washer, Flat, 0.27b 0.69d .05, Ss	1
26	01847	(000000–	) Wheel, 01.6d 0.72w 0.21b	1
27	08712	(000000–	) Nut, Hex, Lock, M6 X 1.00, NI, Ss	1
28	1208858	(000000–	) Cover, Handle	1
29	81672	(000000–	) Spring, Cmpr, 0.37id X Flat Wir, 1.0l	1
30	49694	(000000–	) Screw, Hex, M8 X 1.25 X 50, Ss	1
31	1017218	(000000–	) Washer, Flat, 0.32b 1.00d .12, Ss	1
32	1204396	(000000–	) Bracket, Arm, Sba	1
33	59672	(000000–	) Pin, Clevis, 0.37d X 4.50l	2
34	15047	(000000–	) Spring, Extn, 0.62od 0.08wir 03.0l	1
35	07785	(000000–	) Nut, Hex, Std, M6 X 1.00, Ss	2

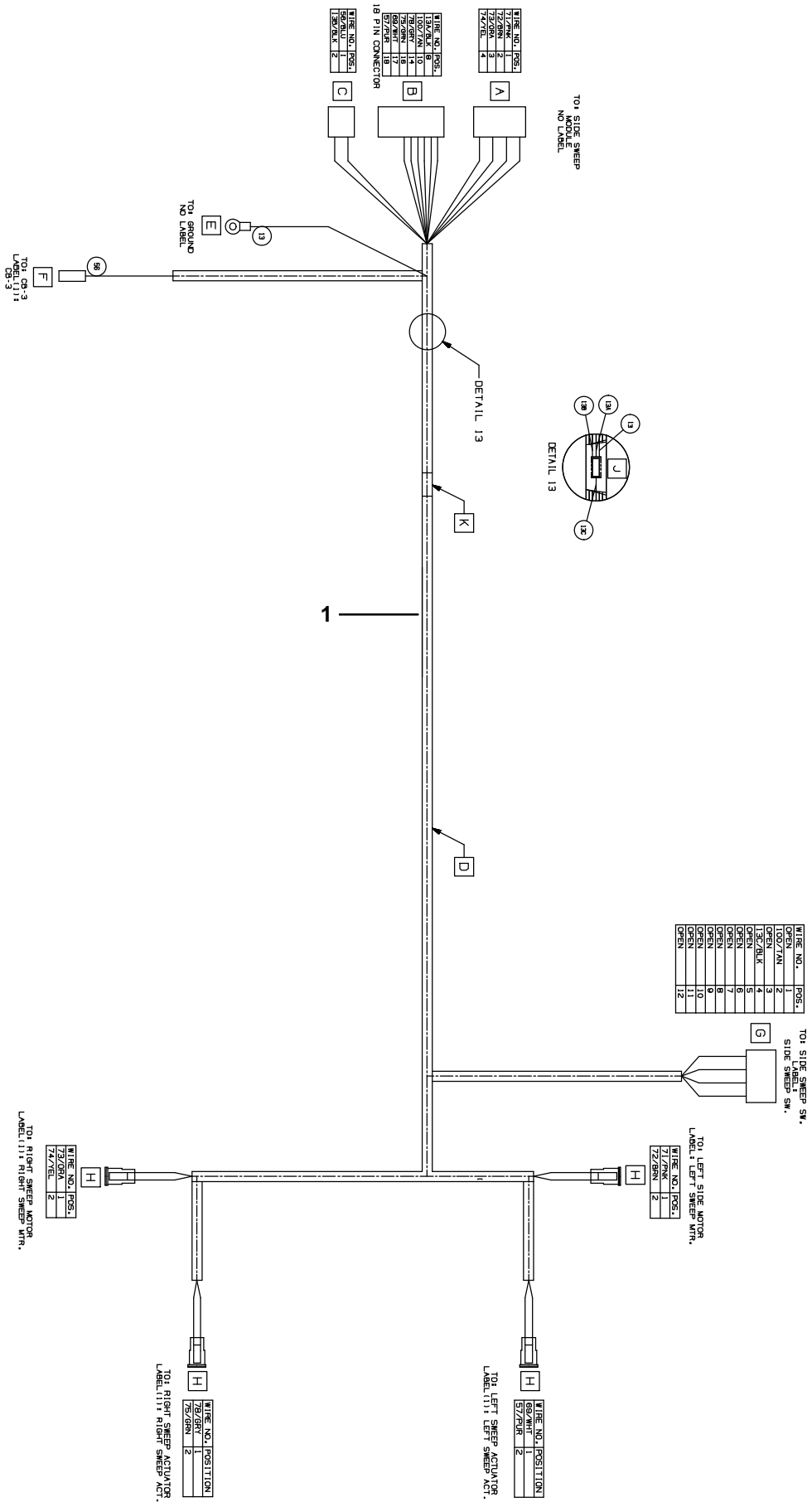
Fig. 17 - Sweeping Side Brush Electrical Group



**Fig. 17 – Sweeping Side Brush Electrical Group**

<b>Ref.</b>	<b>Part No.</b>	<b>Serial Number</b>	<b>Description</b>	<b>Qty.</b>
1	9020229	(000000–	) Circuit Board Kit, H20, Afmkt [T17]	1
2	06926	(000000–	) Screw, Pan, Phl, M4 X 0.70 X 10, 4.8	2
3	1202860	(000000–	) Washer, Flat, 0.17b 0.31d .03, Nyl	2
4	1210399	(000000–	) Stand-Off, Circuitboard [0.25”]	4
5	383723	(000000–	) Circuitbreaker, 20.0a, Resetable	1
6	397889	(000000–	) Switch, Rocker, Dpst, On / None / On	1

Fig. 18 – Sweeping Side Brush Wire Harness Group



**Fig. 18 – Sweeping Side Brush Wire Harness Group**

<b>Ref.</b>	<b>Part No.</b>	<b>Serial Number</b>	<b>Description</b>	<b>Qty.</b>
1	1072992	(000000-	) Harness, Ele , [Side Sweep, T17]	1

Fig. 19 – Pre-Sweep Hopper Cover Group

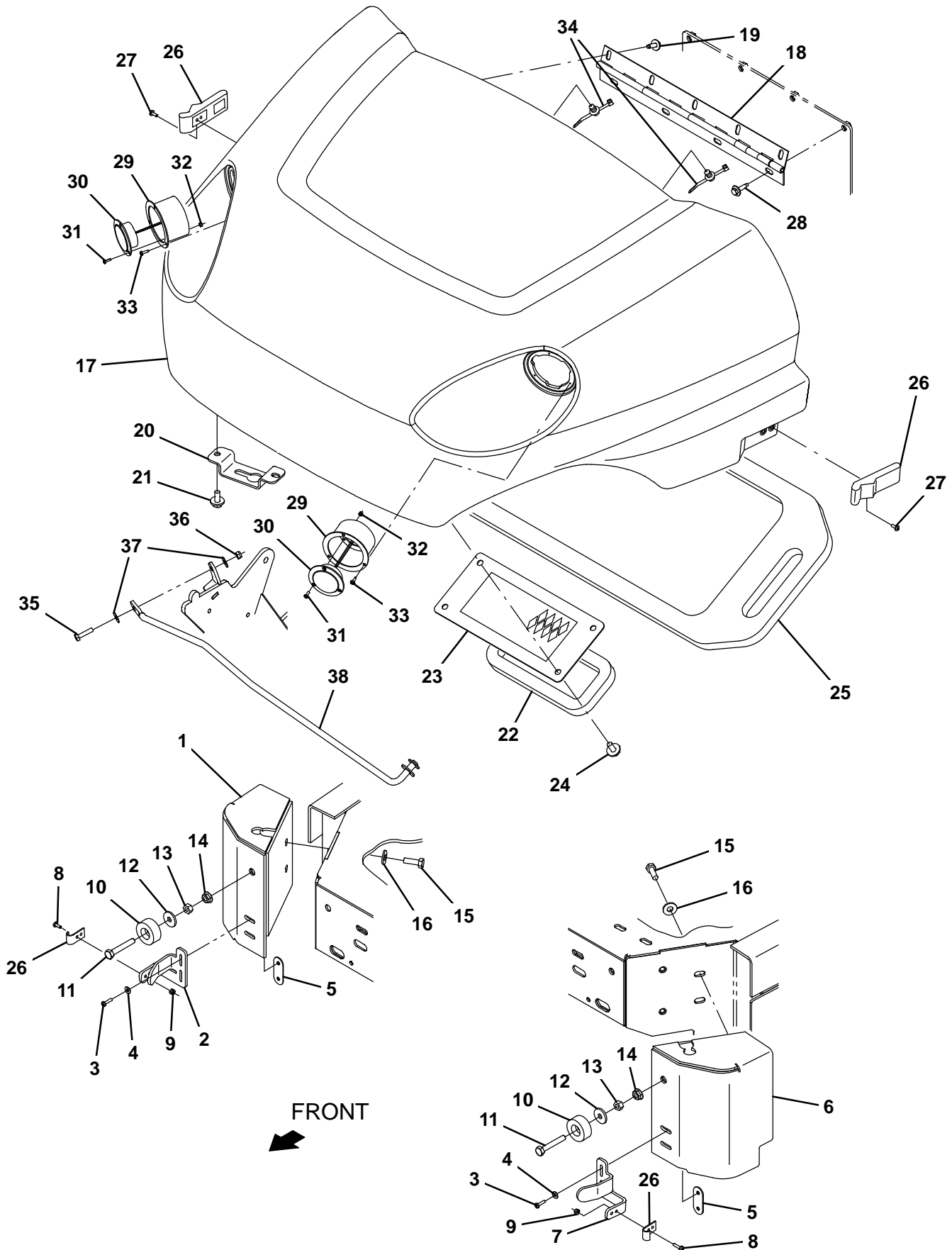


Fig. 19 – Pre-Sweep Hopper Cover Group

Ref.	Part No.	Serial Number	Description	Qty.	
1	1209119	(000000–	) Bracket Wldt, Corner, Rh	1	
2	1207119	(000000–	) Bracket, Latch, Rh	1	
3	06927	(000000–	) Screw, Pan, Phl, M4 X 0.70 X 16, 4.8	4	
4	19065	(000000–	) Washer, Flat, 0.19b 0.44d .05, Pl, 08	8	
5	1211929	(000000–	) Plate Wldt, Nut, M4	2	
6	1209140	(000000–	) Bracket Wldt, Corner, Lh	1	
7	1207123	(000000–	) Bracket, Latch, Lh	1	
8	06927	(000000–	) Screw, Pan, Phl, M4 X 0.70 X 16, 4.8	4	
9	02850	(000000–	) Nut, Hex, Lock, M4 X 0.70, NI	4	
10	364614	(000000–	) Bumper, Rbr, 1.5d 0.63 0.31h	2	
11	33401	(000000–	) Screw, Hex, M8 X 1.25 X 50, Fl, Ss	2	
12	1017218	(000000–	) Washer, Flat, 0.32b 1.00d .12, Ss	2	
13	07786	(000000–	) Nut, Hex, Std, M8 X 1.25, Ss	2	
14	07791	(000000–	) Nut, Hex, Flng, M8 X 1.25	2	
15	09010	(000000–	) Screw, Hex, M8 X 1.25 X 25, Ss	4	
16	01686	(000000–	) Washer, Flat, 0.44b 1.00d .08, Ss	4	
▽	9020220	(000000–	) Cover, Preswp, Afmkt [T17]	1	
▲	17	1207151	(000000–	) Cover, Presweep (As Trimmed) [T17]	1
▲	18	603268	(000000–	) Hinge, .25pin .07 2.5w 16.0l, PI	1
▲	19	1040467	(000000–	) Screw, Hex, M6 X 1.00 X 20, 9.8, Sems	5
▲	20	1207041	(000000–	) Bracket, Catch, Cover, Saftey Rod	1
▲	21	1020341	(000000–	) Screw, Hex, M8 X 1.25 X 20, Ss, Sems	2
▲	22	1058477	(000000–	) Gasket, .75, 03.94w 08.58l, Adh[Nitrile]	1
▲	23	1058451	(000000–	) Plate Wldt, Screen, Hppr	1
▲	24	1020341	(000000–	) Screw, Hex, M8 X 1.25 X 20, Ss, Sems	4
▲	25	1058901	(000000–	) Gasket, Box, Filter	1
▲	26	49800	(000000–	) Latch W/ Keeper	2
▲	27	49697	(000000–	) Screw, Pan, Phl, M4 X 0.70 X 10, Ss	4
▲	28	1036892	(000000–	) Screw, Hex, M6 X 1.00 X 25, 9.8, Sems	4
▲	29	1060784	(000000–	) Bracket Wldt, Mtg, Headlight	2
▲	30	9008182	(000000–	) Light Assy, Pre-Sweep, Afmkt	2
▲	31	06920	(000000–	) Screw, Pan, Phl, M3 X 0.50 X 10, 4.8	6
▲	32	579211	(000000–	) Nut, Hex, Lock, M3 X 0.50, NI, Ss	6
▲	33	222267	(000000–	) Screw, Pan, Phl, 06–20 X 0.50, Fmg/Ab	6
▲	34	1210807	(000000–	) Wire, Tie [W/.25" Fir Tree Clip]	3
	35	09007	(000000–	) Screw, Hex, M6 X 1.00 X 25, Ss	1
	36	08708	(000000–	) Nut, Hex, Lock, M6 X 1.00, NI	1
	37	01684	(000000–	) Washer, Flat, 0.27b 0.69d .05, Ss	2
	38	1208394	(000000–	) Rod Wldt, Safety, Hopper Cover	1

**Fig. 20 – Pre-Sweep Hopper and Vacuum Fan Group**

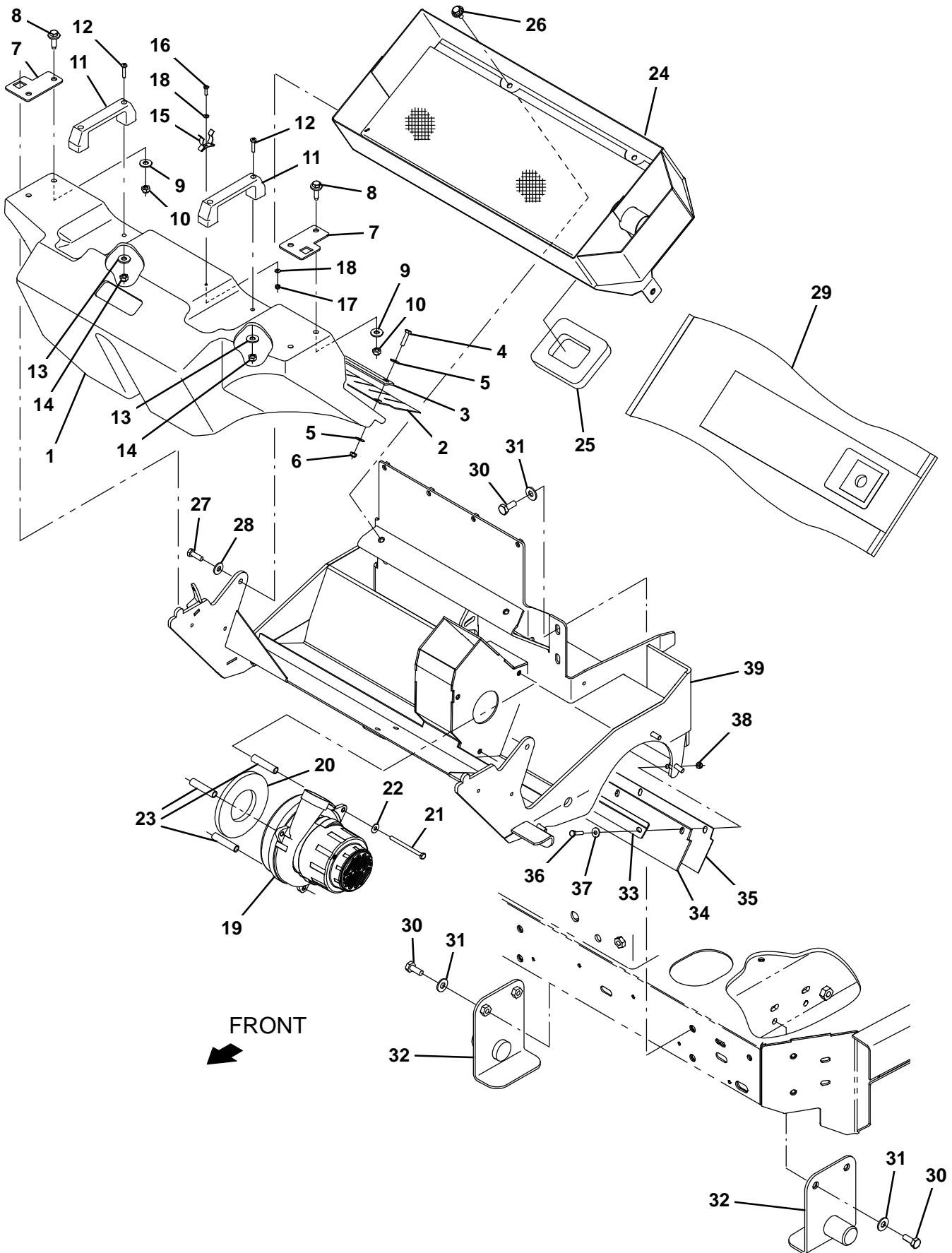




Fig. 20 – Pre-Sweep Hopper and Vacuum Fan Group

Ref.	Part No.	Serial Number	Description	Qty.
▽	9020219	(000000–	) Hopper, Preswp, Afmkt [T17]	1
▲	1 1207550	(000000–	) Hopper, Pre-Sweep, Rm-Cptl, Trimmed	1
▲▽	9020255	(000000–	) Skirt Kit, Hopper, Preswp, Afmkt [T17]	1
▲▲	2 1205547	(000000–	) Skirt, Neo, .06, 04.88w 28.26l 05/SI	1
▲▲	3 1205550	(000000–	) Plate, Retainer, Skirt	1
▲▲	4 09007	(000000–	) Screw, Hex, M6 X 1.00 X 25, Ss	5
▲▲	5 01684	(000000–	) Washer, Flat, 0.27b 0.69d .05, Ss	10
▲▲	6 08712	(000000–	) Nut, Hex, Lock, M6 X 1.00, NI, Ss	5
▲	7 1205619	(000000–	) Angle, Mtg, Hopper	2
▲	8 1037354	(000000–	) Screw, Hex, M8 X 1.25 X 30, 9.8, Sems	4
▲	9 32491	(000000–	) Washer, Flat, 0.31, Std	4
▲	10 08709	(000000–	) Nut, Hex, Lock, M8 X 1.25, NI	4
▲	11 1023920	(000000–	) Handle, Door	2
▲	12 06935	(000000–	) Screw, Pan, Phl, M5 X 0.80 X 25, 4.8	4
▲	13 41178	(000000–	) Washer, Flat, 0.25, Fendr	4
▲	14 06549	(000000–	) Nut, Hex, Lock, M5 X 0.80, NI	4
▲	15 23446	(000000–	) Clip, Grip, Finger, 0.31–0.75d, Nk PI	1
▲	16 06927	(000000–	) Screw, Pan, Phl, M4 X 0.70 X 16, 4.8	1
▲	17 02850	(000000–	) Nut, Hex, Lock, M4 X 0.70, NI	1
▲	18 19064	(000000–	) Washer, Flat, 0.16b 0.38d .05, PI, 06	2
▽	9020256	(000000–	) Vac Fan Kit, W/Seal [T17]	1
▲▽	19 1200149	(000000–	) Fan, Vacuum, 6.6d, 036vdc, 1 Stage [Bpt]	1
▲▲	1206774	(000000–	) Brush Kit, Motor, Fan	1
▲	20 10912	(000000–	) Seal, Rbr, Clsd, 0.375, 5.0d 2.5h	1
▲	21 391434	(000000–	) Screw, Hex, M6 X 1.00 X 80, Ss	3
▲	22 01684	(000000–	) Washer, Flat, 0.27b 0.69d .05, Ss	3
▲	23 81719	(000000–	) Tube, 0.38id 0.50od 02.2l, Stl, PI	3
	24 1204954	(000000–	) Filterbox Wldt, Presweep	1
	25 1058695	(000000–	) Gasket, .75, 03.94w 04.92l, Adh[Nitrile]	1
	26 1020341	(000000–	) Screw, Hex, M8 X 1.25 X 20, Ss, Sems	2
	27 09010	(000000–	) Screw, Hex, M8 X 1.25 X 25, Ss	2
	28 01685	(000000–	) Washer, Flat, 0.38b 0.88d .08, Ss	2
	29 1067452	(000000–	) Bag, Vacuum, Paper [1pick=1pkg(=10pc)]	1
	30 09028	(000000–	) Screw, Hex, M10 X 1.50 X 25, Ss	8
	31 01686	(000000–	) Washer, Flat, 0.44b 1.00d .08, Ss	8
	32 1205593	(000000–	) Bracket Wldt, Mount	2
	33 1205550	(000000–	) Plate, Retainer, Skirt	1
	34 1207269	(000000–	) Skirt, Neo, .19, 03.62w 28.12l 05/SI	1
	35 1207484	(000000–	) Skirt, Neo, .06, 03.62w 28.12l 05/SI	1
	36 09007	(000000–	) Screw, Hex, M6 X 1.00 X 25, Ss	5
	37 01684	(000000–	) Washer, Flat, 0.27b 0.69d .05, Ss	5
	38 08712	(000000–	) Nut, Hex, Lock, M6 X 1.00, NI, Ss	5
	39 1205402	(000000–	) Frame Wldt, Brush, Pre-Sweep	1

Fig. 21 - Pre-Sweep Brush Drive Group

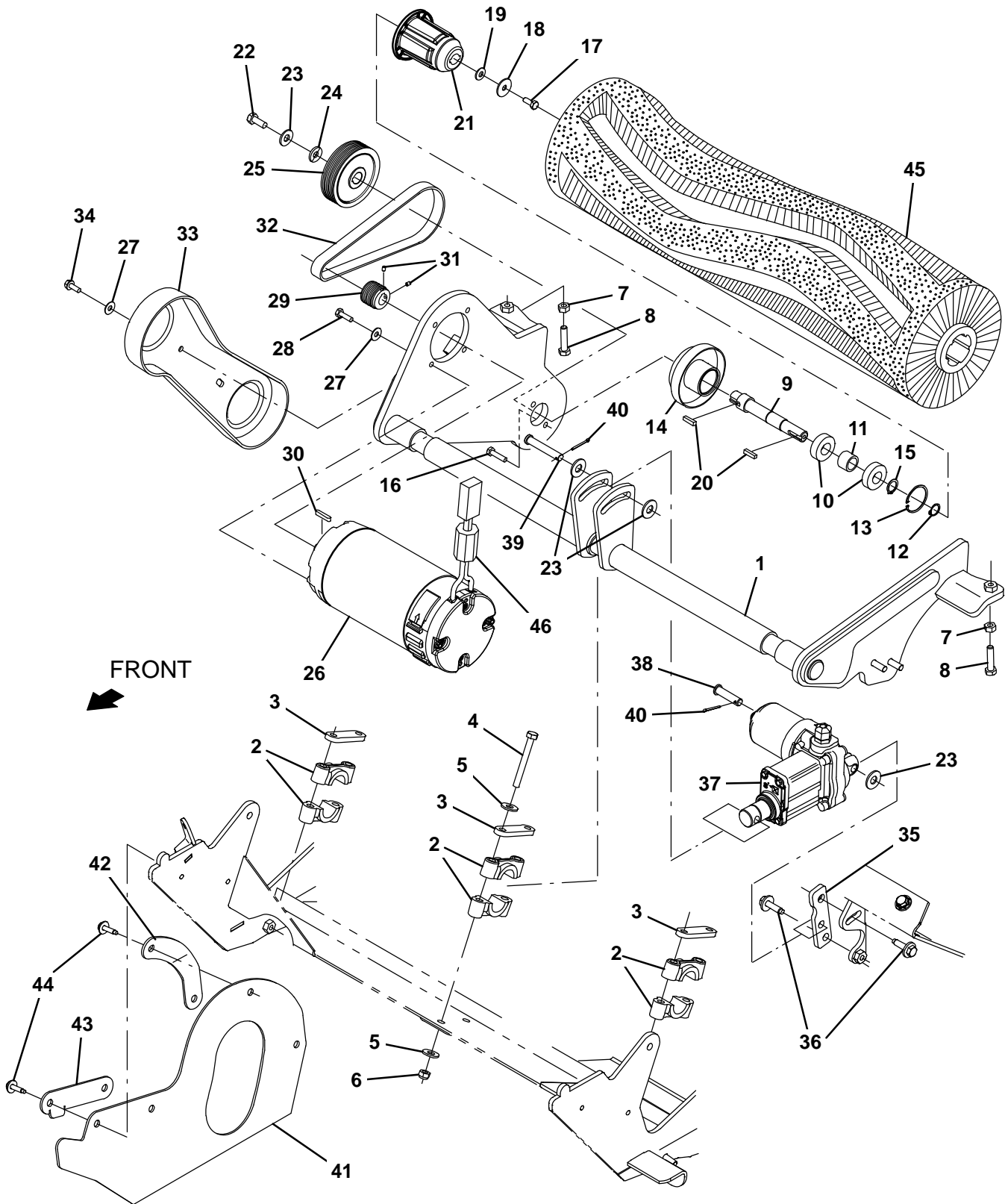


Fig. 21 – Pre-Sweep Brush Drive Group

Ref.	Part No.	Serial Number	Description	Qty.
1	1205565	(000000–	) Arm Wldt, Brush	1
2	381502	(000000–	) Bearing, Split, 1.00b	6
3	382224	(000000–	) Plate, Sppt	3
4	09767	(000000–	) Screw, Hex, M8 X 1.25 X 70, Ss	6
5	32491	(000000–	) Washer, Flat, 0.31, Std	12
6	08713	(000000–	) Nut, Hex, Lock, M8 X 1.25, NI, Ss	6
7	07786	(000000–	) Nut, Hex, Std, M8 X 1.25, Ss	2
8	09023	(000000–	) Screw, Hex, M8 X 1.25 X 35, Fl, Ss	2
9	1211399	(000000–	) Shaft, Drive, Pre-Sweep, Lrg Brg	1
10	28010	(000000–	) Bearing, Ball, 0.62b 1.38d 0.43w	2
11	1055051	(000000–	) Spacer, Brg	1
12	01516	(000000–	) Ring, Retaining, Ext, 0.59d, Basic	1
13	18136	(000000–	) Ring, Retaining, Ext, 0.62d, Basic	1
14	1063363	(000000–	) Housing Wldt, Brg, Pre-Sweep	1
15	01513	(000000–	) Ring, Retaining, Int,	1
16	09007	(000000–	) Screw, Hex, M6 X 1.00 X 25, Ss	2
17	11329	(000000–	) Screw, Hex, M6 X 1.00 X 16, NI, Ss	1
18	397779	(000000–	) Washer, Flat, 0.28b 1.00d .06, Stl, Blk	1
19	41185	(000000–	) Washer, Flat, Belleville, .25	1
20	00911	(000000–	) Key, Sq, 0.19 X 0.19, 0.75l	2
21	12269	(000000–	) Plug, Drive, Brush, Nyl	1
22	09740	(000000–	) Screw, Hex, M8 X 1.25 X 20, Ss	1
23	01686	(000000–	) Washer, Flat, 0.44b 1.00d .08, Ss	4
24	41186	(000000–	) Washer, Flat, Belleville, .31	1
25	1054591	(000000–	) Sheave, 07grv, 03.3pd 0.63b [Pj]	1
26	1053342	(000000–	) Motor, Ele, 36vdc 1750rpm 1.00hp 22.0a	1
27	01684	(000000–	) Washer, Flat, 0.27b 0.69d .05, Ss	6
28	08716	(000000–	) Screw, Hex, M6 X 1.00 X 20, Ss	4
29	1054581	(000000–	) Sheave, 07grv, 1.22pd 0.55b [Pj]	1
30	1014328	(000000–	) Key, Sq, 05mm X 05mm, 25mml	1
31	222818	(000000–	) Screw, Set, Soc, 08–32 X 0.25, NI	2
32	9020257	(000000–	) Belt Kit, Preswp, Afmkt [T17]	1
33	1059308	(000000–	) Cover, Belt, Pre-Sweep	1
34	361339	(000000–	) Screw, Hex, M6 X 1.00 X 16, Fmg	2
35	1209802	(000000–	) Bracket Wldt, Adj, Actuator	1
36	1037354	(000000–	) Screw, Hex, M8 X 1.25 X 30, 9.8, Sems	2
37	1208772	(000000–	) Actuator, 36vdc, 2.08strk, 500lbs	1
38	1009356	(000000–	) Pin, Clevis, 10mmd X 040mml	1
39	222260	(000000–	) Pin, Clevis, 0.37d X 2.25l	1
40	08170	(000000–	) Pin, Cotter, .062 X 0.50	2
41	1207488	(000000–	) Skirt, Rbr, .12, 09.11w 16.61l, 05/Hole	1
42	1207486	(000000–	) Plate, Retainer, Skirt, Rh, Curved	1
43	1207487	(000000–	) Plate, Retainer, Skirt, Rh, Straight	1
44	1036892	(000000–	) Screw, Hex, M6 X 1.00 X 25, 9.8, Sems	4
45	1211934	(000000–	) Brush, Swp, 28l, Wedge, Pyp, Spl	1
46	1052126	(000000–	) Inductor, 12.7Mm [156 Imp At 25Mhz]	1

Fig. 22 – Pre-Sweep Brush Idler Group

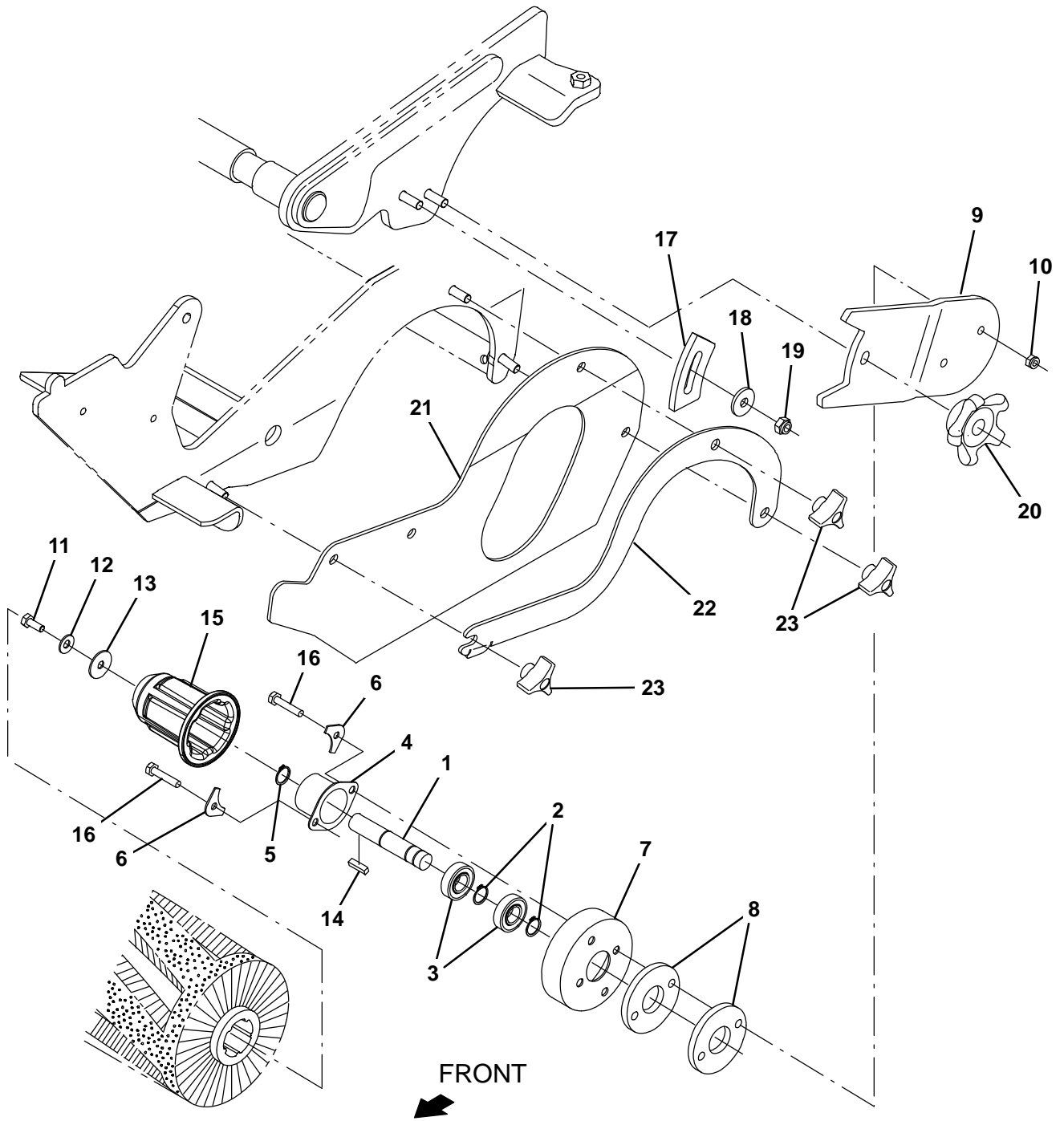


Fig. 22 – Pre-Sweep Brush Idler Group

Ref.	Part No.	Serial Number	Description	Qty.
▽	48749	(000000–	) Bearing Assy, W/Shaft	1
▲	1 15522	(000000–	) Shaft, Idler, Brush, Main	1
▲	2 01516	(000000–	) Ring, Retaining, Ext, 0.59d, Basic	2
▲	3 41360	(000000–	) Bearing, Ball, 0.59b 1.26d 0.35w[2seal]	2
▲	4 41362	(000000–	) Housing, Flng, Brg	1
▲	5 86773	(000000–	) Ring, Retaining, Ext, 0.59d, Basic	1
	6 32408	(000000–	) Plate, Hold-Down	2
	7 32720	(000000–	) Shield, Plug, Drive	1
	8 392215	(000000–	) Spacer, Arm, Brush	2
	9 1056189	(000000–	) Arm, Brush, Pre-Sweep, Idler, Lh	1
	10 08708	(000000–	) Nut, Hex, Lock, M6 X 1.00, NI	2
	11 11329	(000000–	) Screw, Hex, M6 X 1.00 X 16, NI, Ss	1
	12 41185	(000000–	) Washer, Flat, Belleville, .25	1
	13 397779	(000000–	) Washer, Flat, 0.28b 1.00d .06, Stl, Blk	1
	14 00911	(000000–	) Key, Sq, 0.19 X 0.19, 0.75l	1
	15 12269	(000000–	) Plug, Drive, Brush, Nyl	1
	16 1040803	(000000–	) Screw, Hex, M6 X 1.00 X 30mm, Ss	2
	17 81884	(000000–	) Plate, Arm, Adj	1
	18 1017218	(000000–	) Washer, Flat, 0.32b 1.00d .12, Ss	1
	19 08713	(000000–	) Nut, Hex, Lock, M8 X 1.25, NI, Ss	1
	20 1054948	(000000–	) Knob Assy, Star, 3.21d 5ear M8	1
	21 1207488	(000000–	) Skirt, Rbr, .12, 09.11w 16.61l, 05/Hole	1
	22 1207485	(000000–	) Plate, Retainer, Skirt, Lh	1
	23 222470	(000000–	) Knob, Star, 1.50d 0.88l 3ear M8x1.25 Fem	3

Fig. 23 – Pre-Sweep Side Brush Group

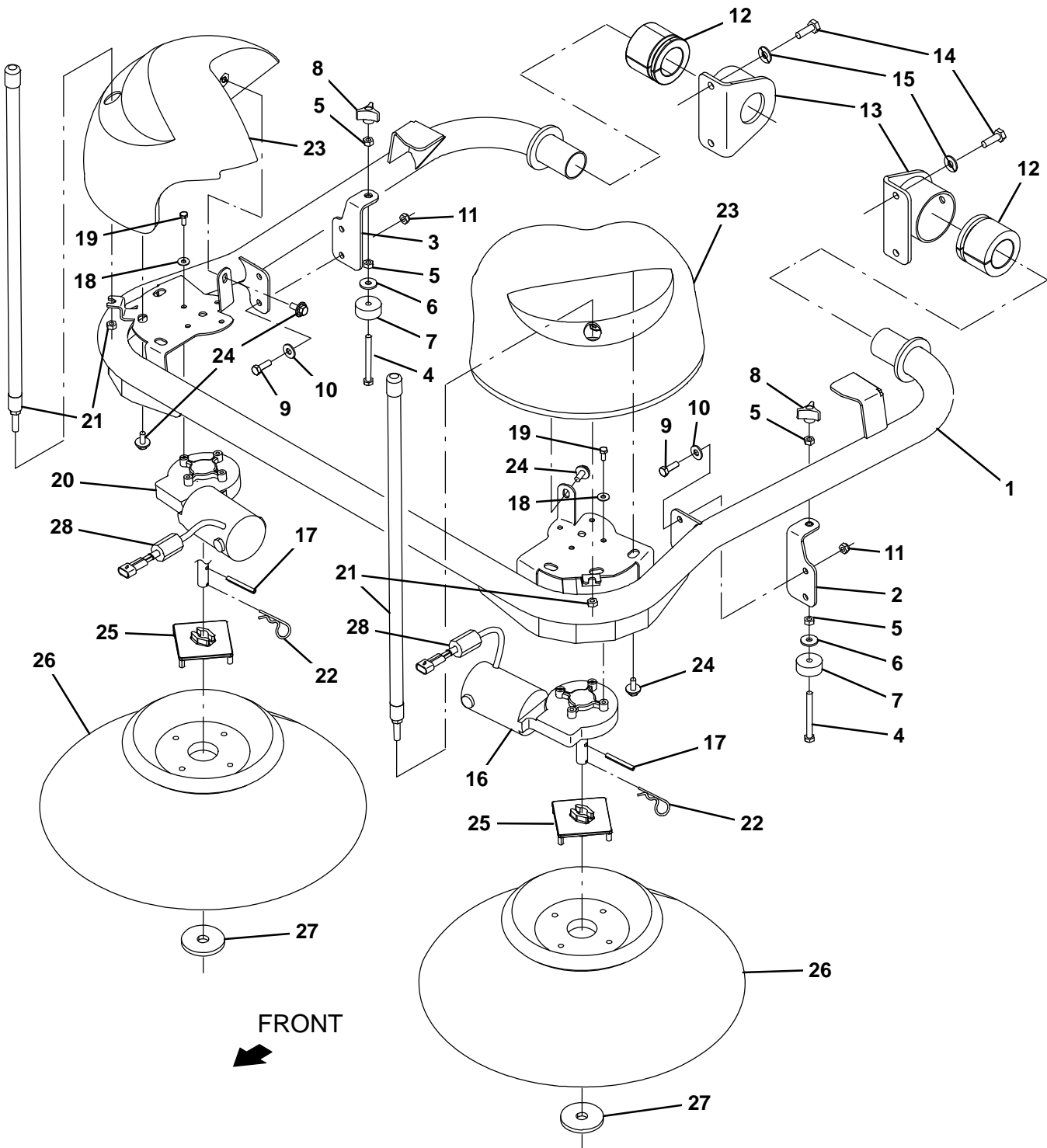
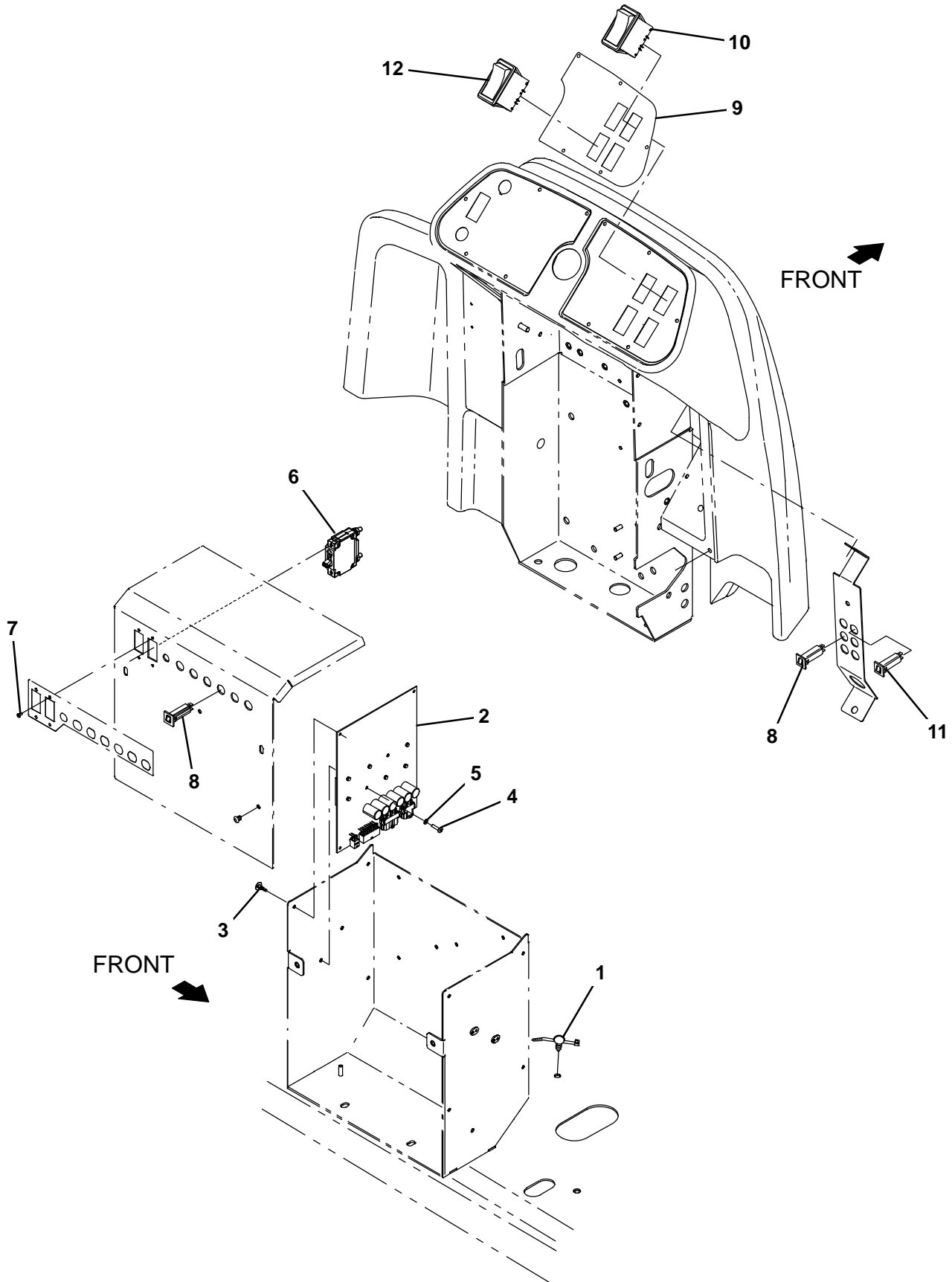


Fig. 23 – Pre-Sweep Side Brush Group

Ref.	Part No.	Serial Number	Description	Qty.
1	1205449	(000000–	) Tube Wldt, Arm, Brush, Side	1
2	1207045	(000000–	) Bracket Wldt, Brush, Adj, Lh	1
3	1207047	(000000–	) Bracket Wldt, Brush, Adj, Rh	1
4	1060394	(000000–	) Screw, Hex, M8 X 1.25 X 80, Fl, Ss	2
5	07786	(000000–	) Nut, Hex, Std, M8 X 1.25, Ss	4
6	1017218	(000000–	) Washer, Flat, 0.32b 1.00d .12, Ss	2
7	364614	(000000–	) Bumper, Rbr, 1.5d 0.63 0.31h	2
8	222470	(000000–	) Knob, Star, 1.50d 0.88l 3ear M8x1.25 Fem	2
9	09010	(000000–	) Screw, Hex, M8 X 1.25 X 25, Ss	4
10	01685	(000000–	) Washer, Flat, 0.38b 0.88d .08, Ss	4
11	08713	(000000–	) Nut, Hex, Lock, M8 X 1.25, NI, Ss	4
12	1053815	(000000–	) Bushing, Flex, Ure	2
13	1060210	(000000–	) Housing Wldt, Pivot	2
14	12317	(000000–	) Screw, Hex, M10 X 1.50 X 30, Ss	4
15	01686	(000000–	) Washer, Flat, 0.44b 1.00d .08, Ss	4
16	1212823	(000000–	) Motor, Ele, 36vdc 0.08hp 0068rpm Gear Lh	1
17	11398	(000000–	) Pin, Roll, .250d X 2.00l, .250/.256	2
18	01684	(000000–	) Washer, Flat, 0.27b 0.69d .05, Ss	8
19	11329	(000000–	) Screw, Hex, M6 X 1.00 X 16, NI, Ss	8
20	1212824	(000000–	) Motor, Ele, 36vdc 0.08hp 0068rpm Gear Rh	1
21	1211837	(000000–	) Marker, Corner	2
22	02942	(000000–	) Pin, Hair, Cotter, 0.62d .120 Wir	2
23	9020221	(000000–	) Cover, Motor, Preswp, Afmkt [T17]	2
24	1020341	(000000–	) Screw, Hex, M8 X 1.25 X 20, Ss, Sems	8
25	1017441	(000000–	) Plate, Adapter, Brush	2
26	87419	(000000–	) Brush, Disk, Swp, 19.0d, Pyp	2
27	1017802	(000000–	) Washer, Flat, 0.66b 2.50d .19, Ss	2
28	1213802	(000000–	) Inductor, Ferrite [spit Case, 220@100Hz]	2

Fig. 24 – Pre-Sweep Electrical Group





**Fig. 24 – Pre-Sweep Electrical Group**

<b>Ref.</b>	<b>Part No.</b>	<b>Serial Number</b>	<b>Description</b>	<b>Qty.</b>
1	1210807	(000000–	) Wire, Tie [W/.25" Fir Tree Clip]	6
2	9020229	(000000–	) Circuit Board Kit, H2o, Afmkt [T17]	1
3	1210399	(000000–	) Stand-Off, Circuitboard [0.25"]	4
4	06926	(000000–	) Screw, Pan, Phl, M4 X 0.70 X 10, 4.8	2
5	1202860	(000000–	) Washer, Flat, 0.17b 0.31d .03, Nyl	2
6	1210969	(000000–	) Circuitbreaker, 50.0a, Resetable	1
7	06919	(000000–	) Screw, Pan, Phl, M3 X 0.50 X 6, 4.8	2
8	1064184	(000000–	) Circuitbreaker, 02.5a, Resetable	2
9	1208217	(000000–	) Label, Opertnl, Console, Rh, W/Pre-Sweep	1
10	1207284	(000000–	) Switch, Rocker [Mom,Off,Mom, Dual Led]	1
11	1064188	(000000–	) Circuitbreaker, 15.0a, Resetable	1
12	377084	(000000–	) Switch, Rocker, Prgrsv	1

Fig. 25 – Pre-Sweep Wire Harnesses Group

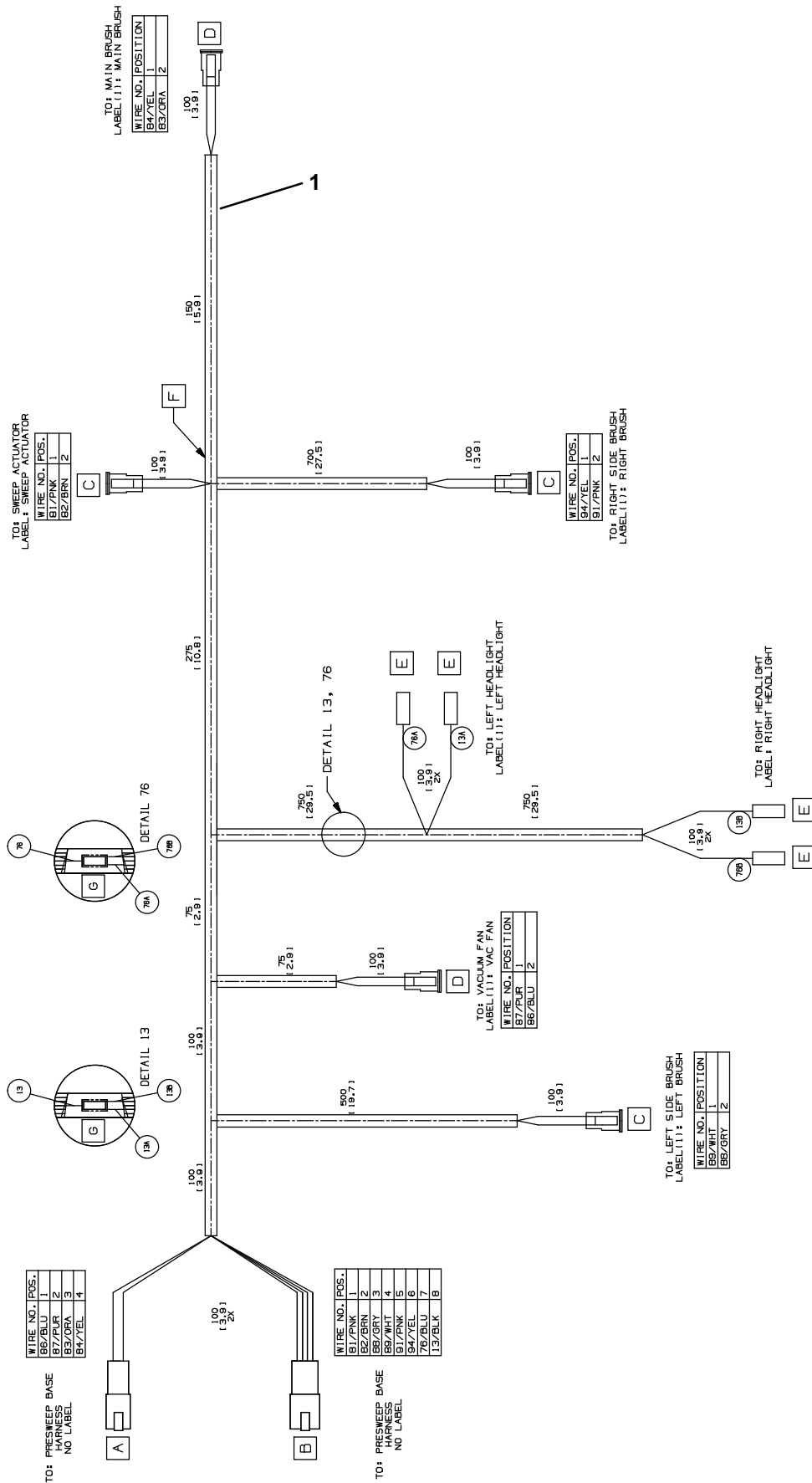
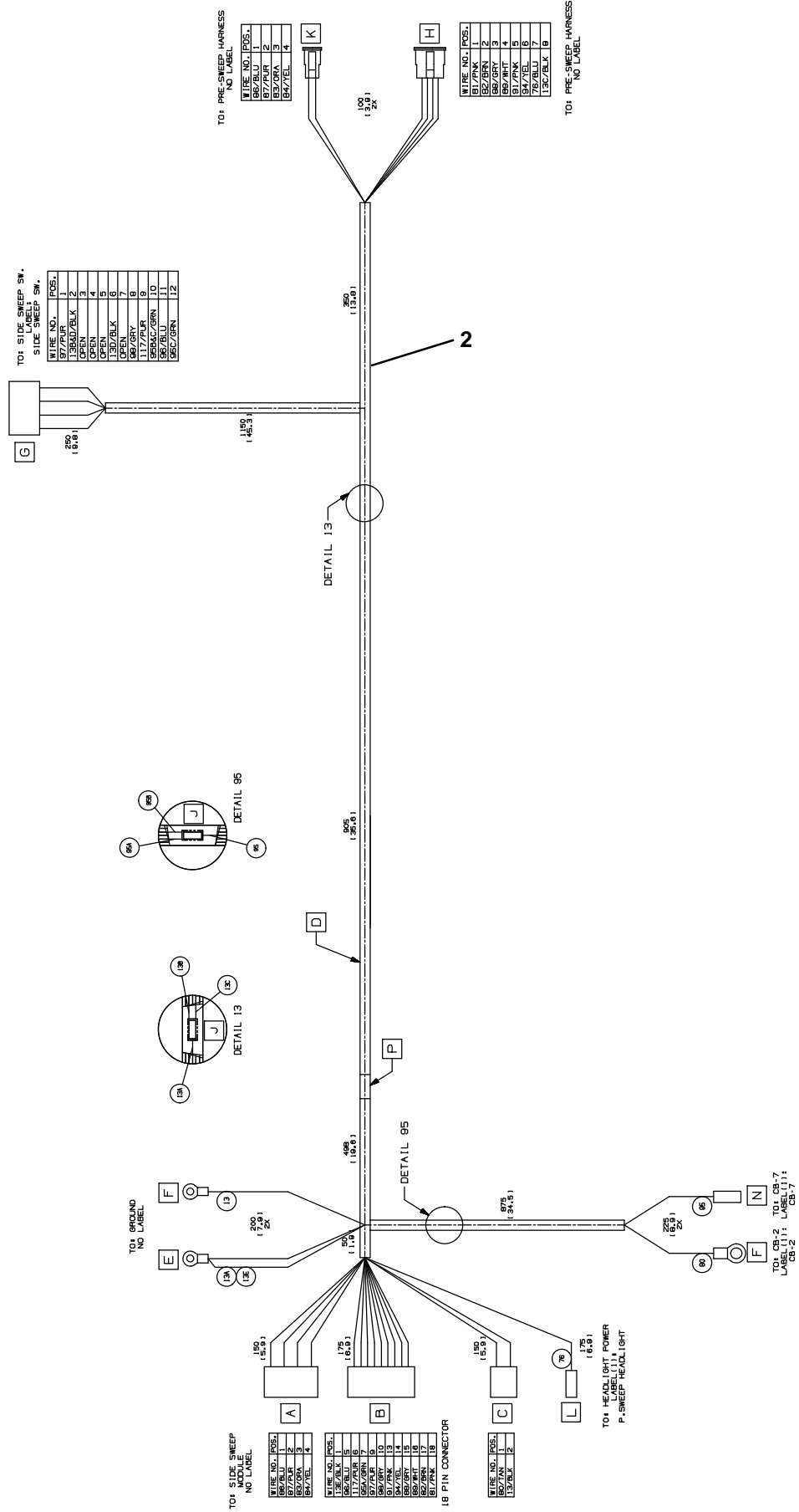


Fig. 25 – Pre-Sweep Wire Harness Group

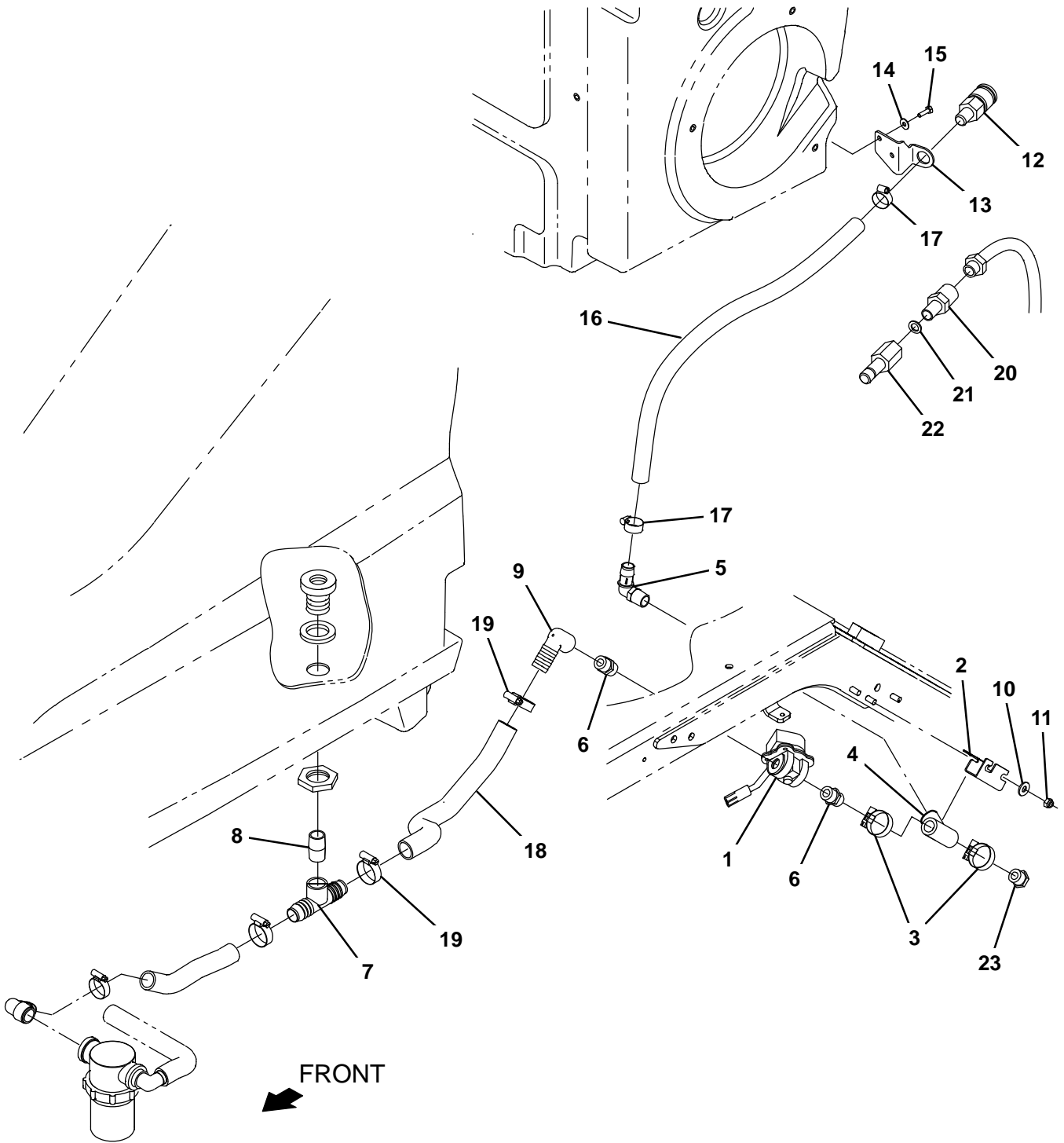


**Fig. 25 – Pre-Sweep Wire Harnesses Group**

<b>Ref.</b>	<b>Part No.</b>	<b>Serial Number</b>	<b>Description</b>	<b>Qty.</b>
1	1073054	(000000–	) Harness, Ele [Presweep, Head, T17]	1
2	1073042	(000000–	) Harness, Ele [Presweep, Base, T17]	1



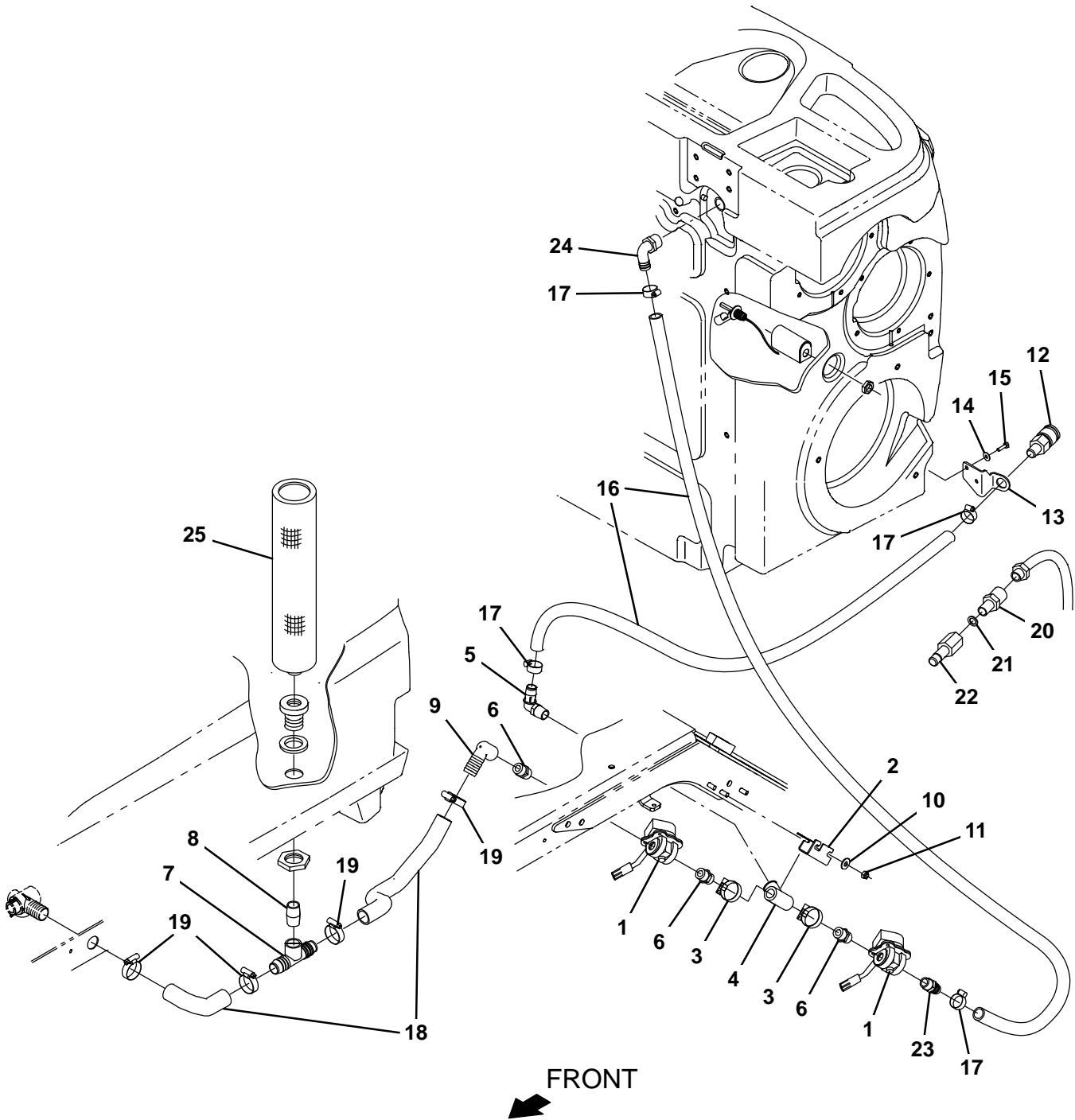
**Fig. 26 – Auto Fill Group**



**Fig. 26 – Auto Fill Group**

<b>Ref.</b>	<b>Part No.</b>	<b>Serial Number</b>	<b>Description</b>	<b>Qty.</b>
1	41410	(000000–	) Valve, Water, Solenoid, 36vdc Pf08/Pf08	1
2	1207777	(000000–	) Bracket, Mtg, Ftg, Auto Fill	1
3	11399	(000000–	) Clamp, Hose, Wormdrive, 0.81–1.50d, .50w	2
4	79497	(000000–	) Fitting, Plstc, Tee, Pf08/Pf08/Pf08	1
5	63244–2	(000000–	) Fitting, Plstc, E90, Bm12/Pm08	1
6	86508	(000000–	) Fitting, Plstc, Str, Pm08/Pm08	2
7	365096	(000000–	) Fitting, Plstc, Tee, Bm16/Pf12/Bm16, Br	1
8	69784	(000000–	) Fitting, Plstc, Str, Pm12/Pm12 Close	1
9	1210841	(000000–	) Fitting, Plstc, E90, Bm16/Pf8	1
10	01685	(000000–	) Washer, Flat, 0.38b 0.88d .08, Ss	2
11	08713	(000000–	) Nut, Hex, Lock, M8 X 1.25, NI, Ss	2
12	24105	(000000–	) Fitting, Brs, Qdc, Bm12/Qf08	1
13	1208043	(000000–	) Bracket, Mtg, Fitting, Qdc	1
14	01684	(000000–	) Washer, Flat, 0.27b 0.69d .05, Ss	2
15	12277	(000000–	) Screw, Hex, M6 X 1.00 X 20, NI, Ss	2
16	1045034	(000000–	) Hose, Afmkt, Pvc, Wir, 0.75id, 08ft, Clr	1
17	63810	(000000–	) Clamp, Hose, Wormdrive, 0.56–1.06d, .56w	2
18	1214095	(000000–	) Hose, Afmkt, Pvc, Wir, 1.00Id, 03Ft	1
19	11399	(000000–	) Clamp, Hose, Wormdrive, 0.81–1.50d, .50w	2
20	375321	(000000–	) Fitting, Brs, Str, Pm08/Garden Hose	1
21	01316	(000000–	) Washer, Flat, 0.66b 1.00d .12, Rbr	1
22	33295	(000000–	) Fitting, Brs, Qdc, Pf08	1
23	17521	(000000–	) Fitting, Pipe, Plug, Pm08, Sq Head	1

Fig. 27 - ES Auto Fill Group





**Fig. 27 – ES Auto Fill Group**

<b>Ref.</b>	<b>Part No.</b>	<b>Serial Number</b>	<b>Description</b>	<b>Qty.</b>
1	41410	(000000–	) Valve, Water, Solenoid, 36vdc Pf08/Pf08	2
2	1207777	(000000–	) Bracket, Mtg, Ftg, Auto Fill	1
3	11399	(000000–	) Clamp, Hose, Wormdrive, 0.81–1.50d, .50w	2
4	79497	(000000–	) Fitting, Plstc, Tee, Pf08/Pf08/Pf08	1
5	63244–2	(000000–	) Fitting, Plstc, E90, Bm12/Pm08	1
6	86508	(000000–	) Fitting, Plstc, Str, Pm08/Pm08	3
7	365096	(000000–	) Fitting, Plstc, Tee, Bm16/Pf12/Bm16, Br	1
8	69784	(000000–	) Fitting, Plstc, Str, Pm12/Pm12 Close	1
9	1210841	(000000–	) Fitting, Plstc, E90, Bm16/Pf8	1
10	01685	(000000–	) Washer, Flat, 0.38b 0.88d .08, Ss	2
11	08713	(000000–	) Nut, Hex, Lock, M8 X 1.25, NI, Ss	2
12	24105	(000000–	) Fitting, Brs, Qdc, Bm12/Qf08	1
13	1208043	(000000–	) Bracket, Mtg, Fitting, Qdc	1
14	01684	(000000–	) Washer, Flat, 0.27b 0.69d .05, Ss	2
15	12277	(000000–	) Screw, Hex, M6 X 1.00 X 20, NI, Ss	2
16	1045034	(000000–	) Hose, Afmkt, Pvc, Wir, 0.75id, 08ft, Clr	1
17	63810	(000000–	) Clamp, Hose, Wormdrive, 0.56–1.06d, .56w	4
18	1214095	(000000–	) Hose, Afmkt, Pvc, Wir, 1.00id, 03Ft	1
19	11399	(000000–	) Clamp, Hose, Wormdrive, 0.81–1.50d, .50w	2
20	375321	(000000–	) Fitting, Brs, Str, Pm08/Garden Hose	1
21	01316	(000000–	) Washer, Flat, 0.66b 1.00d .12, Rbr	1
22	33295	(000000–	) Fitting, Brs, Qdc, Pf08	1
23	78398	(000000–	) Fitting, Plstc, Str, Bm12/Pm08, Nyl	1
24	14877	(000000–	) Fitting, Plstc, E90, Bm12/Pm12	1
25	1208733	(000000–	) Filter, Soltn, 080mesh, Pm12 3.2d 17.5l	1

Fig. 28 - ES Pump Group

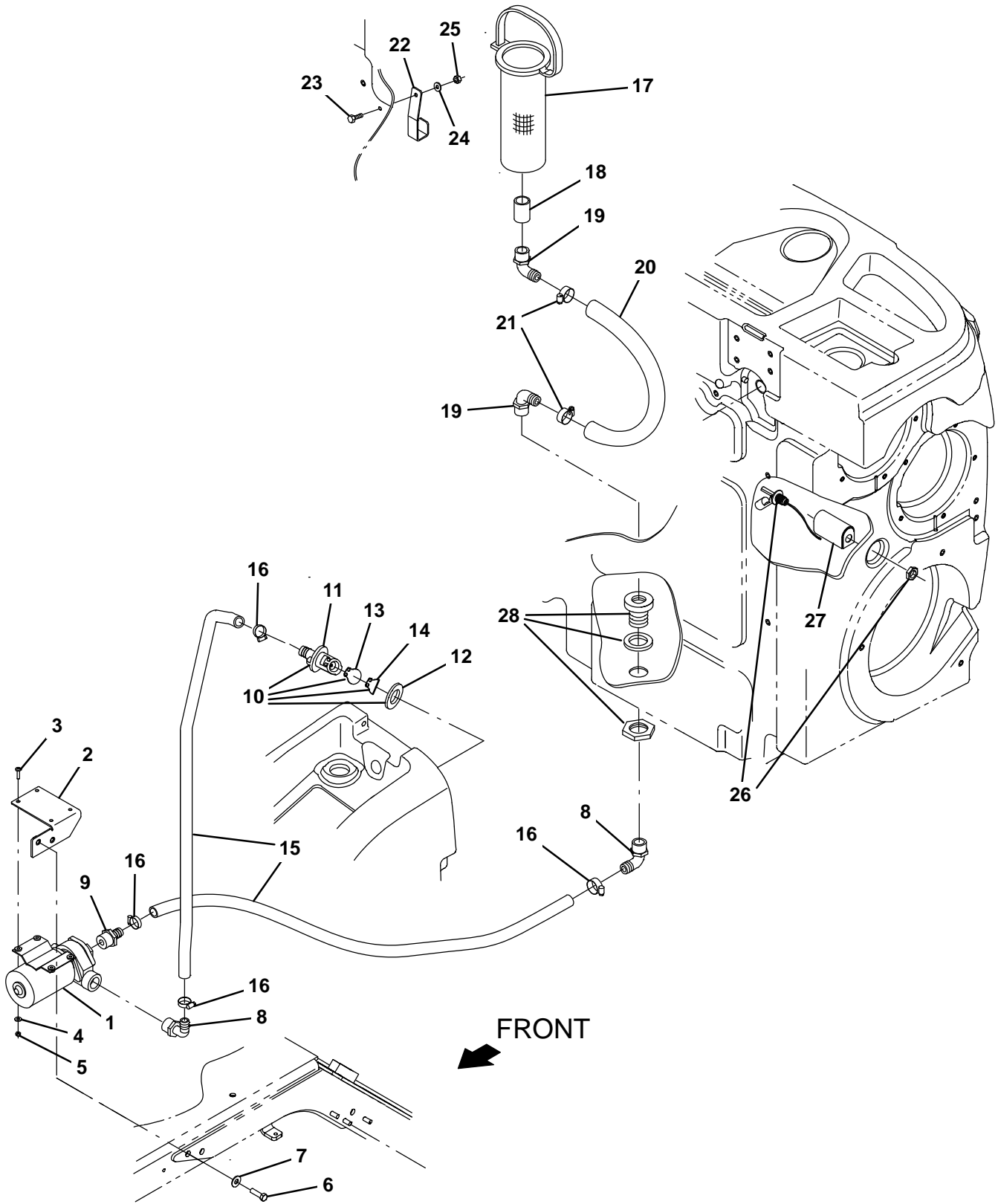


Fig. 28 – ES Pump Group

Ref.	Part No.	Serial Number	Description	Qty.
1	1057978	(000000–	) Pump, Soltn, 36vdc, Impeller	1
2	1207659	(000000–	) Bracket Weldmt, Mtg, Pump	1
3	24196	(000000–	) Screw, Pan, Phl, M5 X 0.80 X 20, Ss	4
4	01683	(000000–	) Washer, Flat, 10, Ss	4
5	09739	(000000–	) Nut, Hex, Lock, M5 X 0.80, NI, Ss	4
6	09011	(000000–	) Screw, Hex, M8 X 1.25 X 30, Ss	2
7	01685	(000000–	) Washer, Flat, 0.38b 0.88d .08, Ss	2
8	73468	(000000–	) Fitting, Plstc, E90, Bm10/Pm12	2
9	71628	(000000–	) Fitting, Plstc, Str, Bm10/Pm12 [Nylon]	1
▽	10	9014338	(000000–) Valve Kit, Check, Es [T17]	1
▲	11	78840	(000000–) Valve, Check, Pump, Water	1
▲	12	73342	(000000–) Gasket, .25 1.88d 1.0id [Poron]	1
▲	13	78841	(000000–) Flapper, Valve, Pump, Water	1
▲	14	1217187	(000000–) Flap, Resistor, Check Valve	1
	15	1015032	(000000–) Hose, Afmkt, Pvc, Brd, 0.62id, 08ft, Clr	1
	16	54333	(000000–) Clamp, Hose, Wormdrive, 0.31–0.88d, .31w	4
	17	386652	(000000–) Strainer, Soltn, 20mesh, Cyl, 3.5d 09.5l	1
	18	05134	(000000–) Fitting, Plstc, Str, Pf12/Pf12	1
	19	14877	(000000–) Fitting, Plstc, E90, Bm12/Pm12	2
	20	1006410	(000000–) Hose, Afmkt, Pvc, Brd, 0.75id, 03ft, Clr	1
	21	63810	(000000–) Clamp, Hose, Wormdrive, 0.56–1.06d, .56w	2
	22	1061954	(000000–) Bracket, Strainer, Pump, Es	1
	23	09007	(000000–) Screw, Hex, M6 X 1.00 X 25, Ss	1
	24	76426	(000000–) Washer, Sealing, 0.28b 0.75d Ss, Neo	1
	25	08712	(000000–) Nut, Hex, Lock, M6 X 1.00, NI, Ss	1
	26	385685	(000000–) Sensor, Level, Liq, 14vdc 01a .62–11	1
	27	1019285	(000000–) Bracket, Protector, Float Switch	1
	28	377349	(000000–) Fitting, Plstc, Pf12/Pf12, Bh	1

**Fig. 29 – ES Detergent Metering / Severe Environment Group**

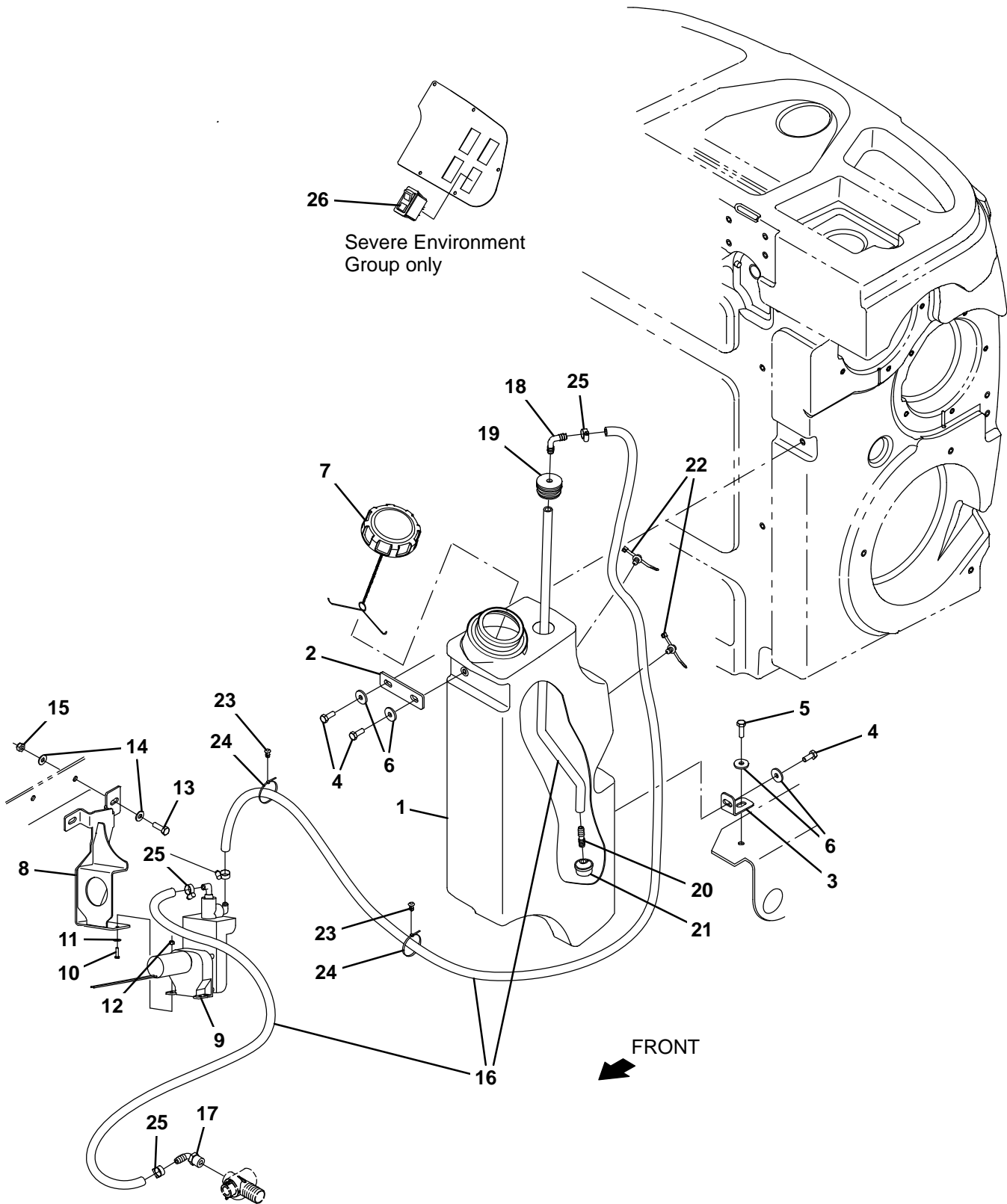
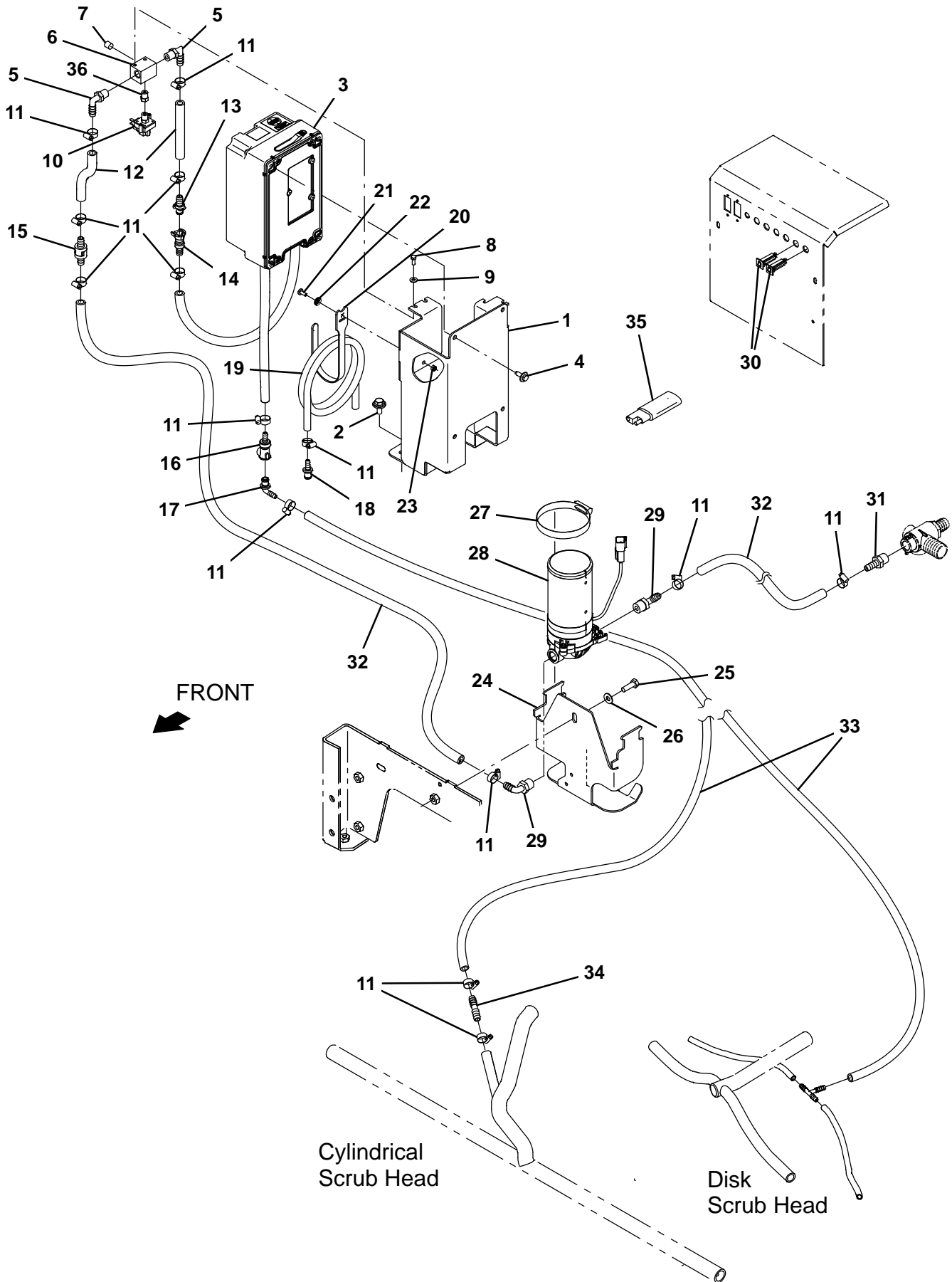


Fig. 29 – ES Detergent Metering / Severe Environment Group

Ref.	Part No.	Serial Number	Description	Qty.
1	9020258	(000000–	) Tank Kit, Detergent, Afmkt [T17]	1
1	9020288	(000000–	) Tank Kit, Detergent, Tj Afmkt [T17] (Japan Only)	1
2	1208732	(000000–	) Plate, Mtg, Tank, Detergent	1
3	1207750	(000000–	) Bracket, Mtg, Tank, Detergent	1
4	12273	(000000–	) Screw, Hex, M8 X 1.25 X 20, NI, Ss	3
5	09011	(000000–	) Screw, Hex, M8 X 1.25 X 30, Ss	1
6	1017218	(000000–	) Washer, Flat, 0.32b 1.00d .12, Ss	4
7	1011885	(000000–	) Cap, Tank	1
8	1213317	(000000–	) Bracket Wldt, Pump	1
9	386364	(000000–	) Pump, Detgt, 36vdc (See Breakdowns)	1
10	24265	(000000–	) Screw, Pan, Phl, M4 X 0.70 X 16, Ss	2
11	01683	(000000–	) Washer, Flat, 10, Ss	2
12	33932	(000000–	) Nut, Hex, Lock, M4 X 0.70, NI, Ss	2
13	09010	(000000–	) Screw, Hex, M8 X 1.25 X 25, Ss	2
14	32490	(000000–	) Washer, Flat, 0.25, Std	4
15	08713	(000000–	) Nut, Hex, Lock, M8 X 1.25, NI, Ss	2
16	1014981	(000000–	) Hose, Afmkt, Pvc, Brd, 0.38id, 20ft, Clr	1
17	1005630	(000000–	) Fitting, Plstc, E90, Bm06/Pm06, Nyl	1
18	20951	(000000–	) Fitting, Plstc, E90, Bm06/Bm06	1
19	20944	(000000–	) Grommet, Pye, 0.37id, F/1.5h, .13 Matl	1
20	20950	(000000–	) Fitting, Plstc, Str, Bm06/Bm06	1
21	20952	(000000–	) Screen, Pump	1
22	1210807	(000000–	) Wire, Tie [W/.25" Fir Tree Clip]	2
23	1071085	(000000–	) Clip, Tie, 0.25d, Plstc	4
24	130773	(000000–	) Tie, Cable, Nyl, 11.0l, .14w, 3.0 Max. D	6
25	43844	(000000–	) Clamp, Hose, Wormdrive, 0.25–0.62d, .31w	4
26	1207284	(000000–	) Switch, Rocker [Mom,Off,Mom, Dual Led] (Only on Severe Environment Group)	1

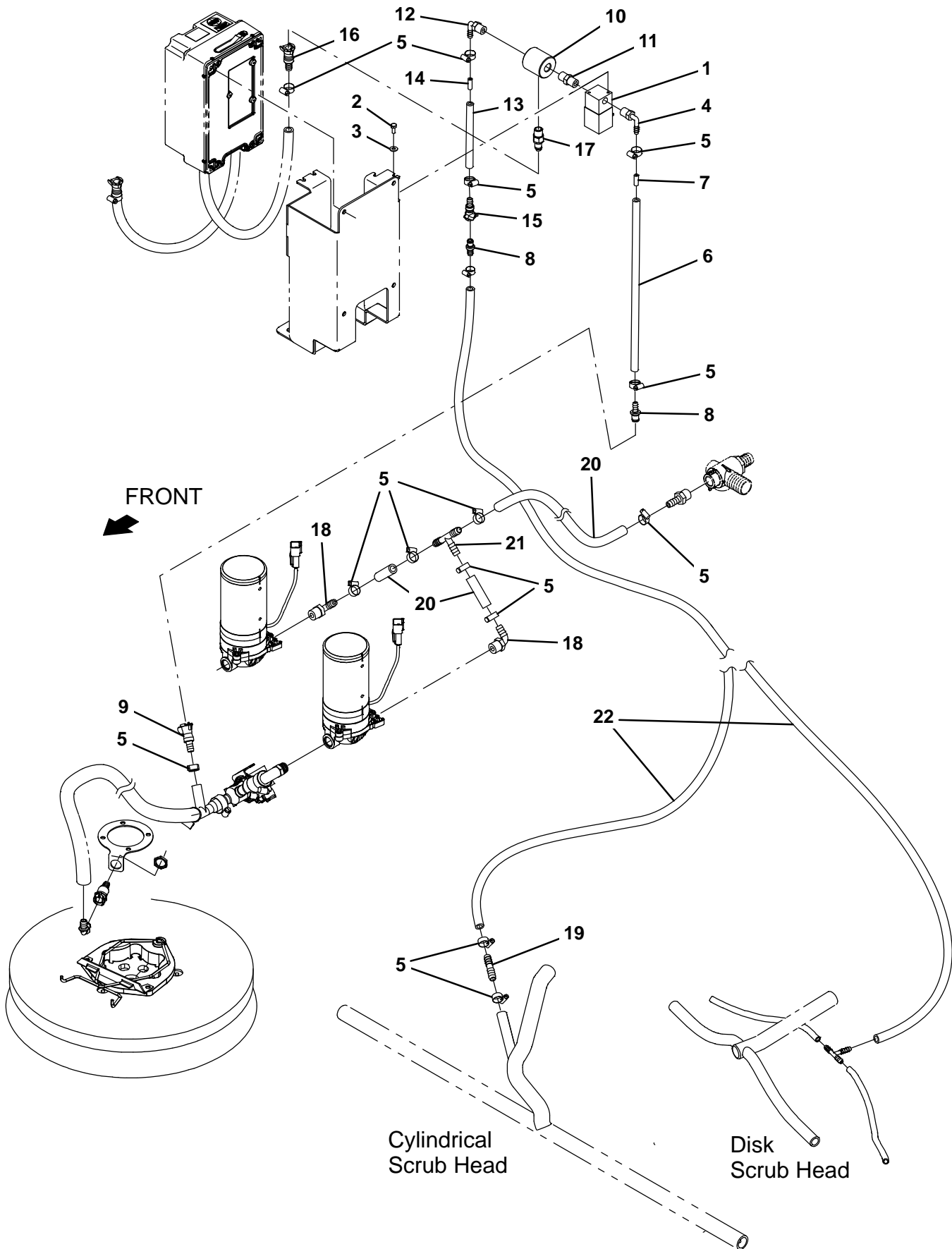
Fig. 30 – ec-H2O Solution Pump Group



**Fig. 30 – ec-H2O Solution Pump Group**

<b>Ref.</b>	<b>Part No.</b>	<b>Serial Number</b>	<b>Description</b>	<b>Qty.</b>
1	1212443	(000000–	) Bracket Wldt, Mgt [T17 Ec-H2o]	1
2	1020341	(000000–	) Screw, Hex, M8 X 1.25 X 20, Ss, Sems	2
3	9020260	(000000–	) Ec-H2O Module Kit, Afmkt [T17] (See Breakdowns)	1
4	1040467	(000000–	) Screw, Hex, M6 X 1.00 X 20, 9.8, Sems	4
5	57248	(000000–	) Fitting, Plstc, E90, Bm06/Pm04, Nyl	2
6	1059231	(000000–	) Fitting, Stl, Pm04/Pm02/Pm04/Pm02, Spcl	1
7	150208	(000000–	) Fitting, Brs, Str, Pm02, Plug [Skhd]	1
8	09738	(000000–	) Screw, Hex, M5 X 0.80 X 12, Ss	2
9	01683	(000000–	) Washer, Flat, 10, Ss	2
10	1055254	(000000–	) Switch, Press, 25 Psi, Pm02	1
11	43844	(000000–	) Clamp, Hose, Wormdrive, 0.25–0.62d, .31w	15
12	1014974	(000000–	) Hose, Afmkt, Pvc, Brd, 0.38id, 02ft, Clr	1
13	1203814	(000000–	) Fitting, Plstc, Str, Bm06, Cplg, Male	1
14	1203454	(000000–	) Fitting, Plstc, Str, Bm06, Cplg, Fem	1
15	1015455	(000000–	) Valve, Check, 0005psi Bm06/Bm06	1
16	1203996	(000000–	) Fitting, Plstc, Str, Bm05, Cplg, Fem	1
17	1204024	(000000–	) Fitting, Plstc, E90, Bm04 Cplg Male	1
18	1204338	(000000–	) Fitting, Plstc, Str, Bm04, Cplg, Male	1
19	1011522	(000000–	) Hose, Afmkt, Pvc, Brd, 0.25Id, 03Ft	1
20	1067526	(000000–	) Fastener, 8.0l [Hook And Loop]	1
21	09200	(000000–	) Screw, Pan, Phl, M5 X 0.80 X 12, Ss	1
22	01683	(000000–	) Washer, Flat, 10, Ss	1
23	09739	(000000–	) Nut, Hex, Lock, M5 X 0.80, NI, Ss	1
24	1206138	(000000–	) Bracket, Pump	1
25	09010	(000000–	) Screw, Hex, M8 X 1.25 X 25, Ss	1
26	32490	(000000–	) Washer, Flat, 0.25, Std	1
27	43555	(000000–	) Clamp, Hose, Wormdrive, , 0.25–0.62D, .31W	1
28	1200328	(000000–	) Pump, Soltn, Ele, 36vdc, 60psi	1
29	1005630	(000000–	) Fitting, Plstc, E90, Bm06/Pm06, Nyl	1
30	1064184	(000000–	) Circuitbreaker, 02.5a, Resetable	2
31	150538	(000000–	) Fitting, Plstc, Str, Bm06/Pm06	1
32	1014976	(000000–	) Hose, Afmkt, Pvc, Brd, 0.38id, 08ft, Clr	1
33	1014949	(000000–	) Hose, Afmkt, Pvc, Brd, 0.25id, 08ft, Clr	1
34	1039557	(000000–	) Fitting, Plstc, Str, Bm04/Bm06	1
35	1040868	(000000–	) Capacitor, Plug [.01 Uf, 200v]	1
36	1062403	(000000–	) Fitting, Brs, Snubber, Pm02/Pf02	1

**Fig. 31 - ec-H2O solution Supply Group, Side Brush**

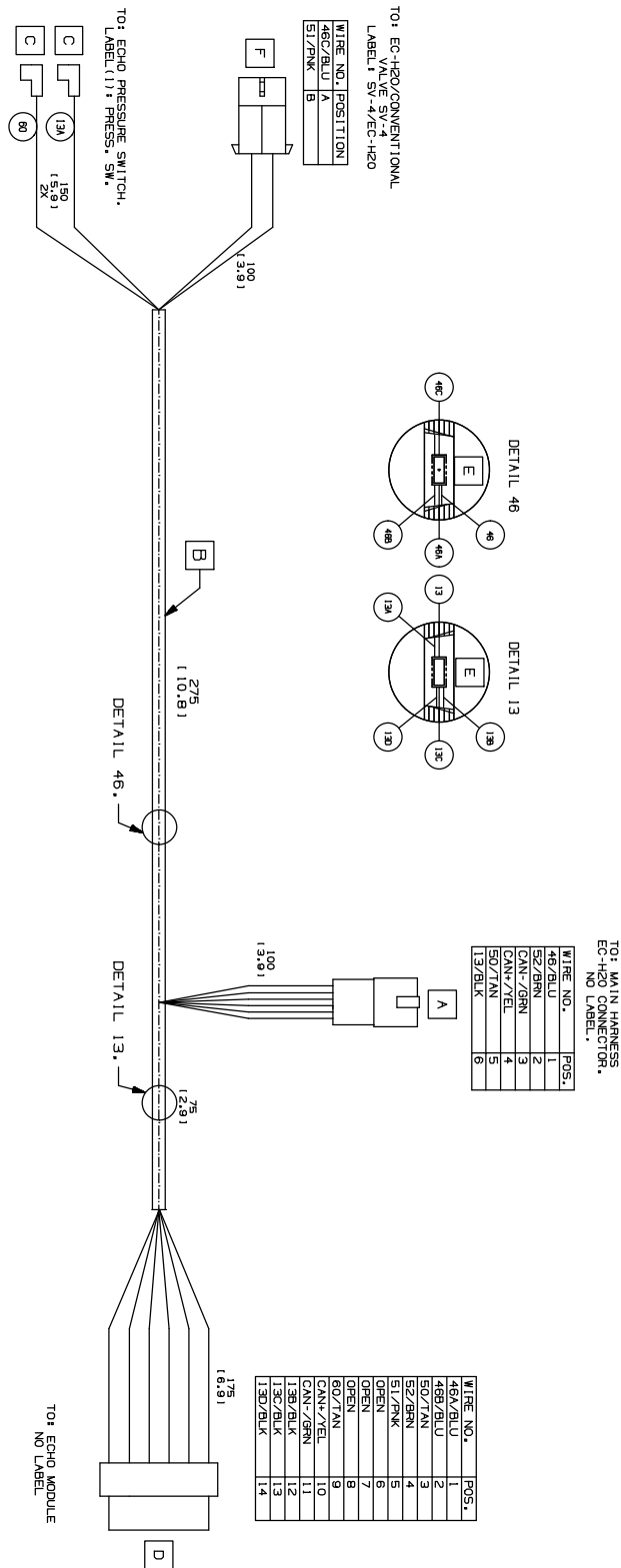




**Fig. 31 – ec–H20 solution Supply Group, Side Brush**

<b>Ref.</b>	<b>Part No.</b>	<b>Serial Number</b>	<b>Description</b>	<b>Qty.</b>
1	1028581	(000000–	) Valve, Water, Solenoid, 36vdc 6.0mm Pf04	1
2	09738	(000000–	) Screw, Hex, M5 X 0.80 X 12, Ss	2
3	01683	(000000–	) Washer, Flat, 10, Ss	2
4	1011170	(000000–	) Fitting, Plstc, E90, Bm04/Pm04, Nyl	1
5	43844	(000000–	) Clamp, Hose, Wormdrive, 0.25–0.62d, .31w	17
6	1014949	(000000–	) Hose, Afmkt, Pvc, Brd, 0.25ld, 08Ft	1
7	1200467	(000000–	) Fitting, Plstc, Rst	1
8	1204338	(000000–	) Fitting, Plstc, Str, Bm04, Cplg, Male	2
9	1203454	(000000–	) Fitting, Plstc, Str, Bm06, Cplg, Fem	1
10	1206303	(000000–	) Fitting, Plstc, Pf04/Pf04/Pf04	1
11	1052010	(000000–	) Fitting, Plstc, Str, Pm04/Pm04	1
12	1011170	(000000–	) Fitting, Plstc, E90, Bm04/Pm04, Nyl	1
13	1011409	(000000–	) Hose, Afmkt, Pvc, Brd, 0.25ld, 01Ft	1
14	1201441	(000000–	) Fitting, Plstc, Rst, Main Head	1
15	1002898	(000000–	) Fitting, Plstc, Str, Bm04, Cplg,Fem[Tco]	1
16	1203996	(000000–	) Fitting, Plstc, Str, Bm05, Cplg, Fem	1
17	1002899	(000000–	) Fitting, Plstc, Str, Pm04, Cplg,Mal[Tco]	1
18	1005630	(000000–	) Fitting, Plstc, E90, Bm06/Pm06, Nyl	2
19	1039557	(000000–	) Fitting, Plstc, Str, Bm04/Bm06	1
20	1006400	(000000–	) Hose, Afmkt, Pvc, Brd, 0.38id, 03ft, Clr	1
21	87173	(000000–	) Fitting, Plstc, Tee, Bm06/Bm06/Bm06	1
22	1011411	(000000–	) Hose, Afmkt, Pvc, Brd, 0.25ld, 03Ft	1

Fig. 32 – ec-H20 Wire Harness Group



Ref.	Part No.	Serial Number	Description	Qty.
1	1069671	(000000- )	Harness, Ele [Ec-H20, T12]	1



**Fig. 33 – Spray Nozzle Group**

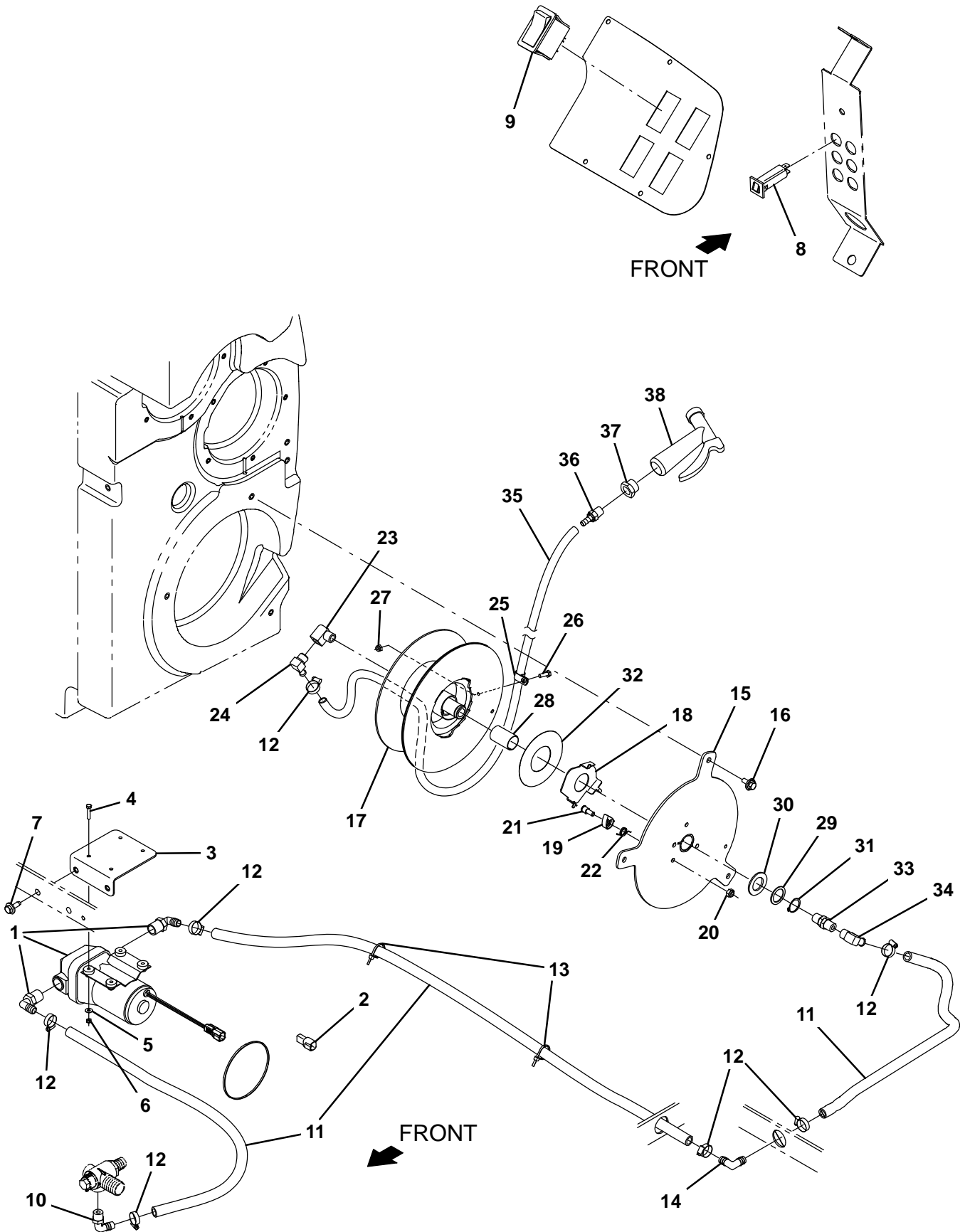


Fig. 33 – Spray Nozzle Group

Ref.	Part No.	Serial Number	Description	Qty.
1	1054178	(000000-	) Pump, Soltn, Ele, 36vdc, 45psi	1
2	1056982	(000000-	) Diode, Ele, Plug	1
3	1207774	(000000-	) Bracket Wldt, Pump, Spray Hose	1
4	12316	(000000-	) Screw, Hex, M5 X 0.80 X 25, Ss	4
5	01683	(000000-	) Washer, Flat, 10, Ss	4
6	09739	(000000-	) Nut, Hex, Lock, M5 X 0.80, NI, Ss	4
7	1037346	(000000-	) Screw, Hex, M8 X 1.25 X 25, 9.8, Sems	2
8	1064188	(000000-	) Circuitbreaker, 15.0a, Resetable	1
9	398500	(000000-	) Switch, Rocker, Dpdt, On / None / On	1
10	64778	(000000-	) Fitting, Plstc, E90, Bm08/Pm06	1
11	1011837	(000000-	) Hose, Afmkt, Pvc, Brd, 0.50id, 12ft, Clr	1
12	54333	(000000-	) Clamp, Hose, Wormdrive, 0.31-0.88d, .31w	7
13	130773	(000000-	) Tie, Cable, Nyl, 11.0l, .14w, 3.0 Max. D	2
14	63987-1	(000000-	) Fitting, Plstc, E90, Bm08/Bm08	1
15	1206482	(000000-	) Plate Wldt, Mtg, Hose-Reel [T17]	1
16	1020341	(000000-	) Screw, Hex, M8 X 1.25 X 20, Ss, Sems	3
17	1206456	(000000-	) Reel Assy, Hose, Large	1
18	1203947	(000000-	) Washer, Retainer, Spring	1
19	1201393	(000000-	) Pawl, Ratchet	1
20	08709	(000000-	) Nut, Hex, Lock, M8 X 1.25, NI	1
21	1056719	(000000-	) Bolt, Shld, .41d X 0.35, M8 X 1.25	1
22	1201423	(000000-	) Spring, Torsion, Hose Reel	1
23	24584	(000000-	) Fitting, Brs, E90, Pf06/Pm06, Spcl	1
24	1060128	(000000-	) Fitting, Brs, E90, Bm06/Pm06, Short	1
25	33584	(000000-	) Clamp, Cable, Stl, 0.63d X 0.50w, 1hole	1
26	06943	(000000-	) Screw, Hex, M6 X 1.00 X 20, 8.8	1
27	08708	(000000-	) Nut, Hex, Lock, M6 X 1.00, NI	1
28	1057816	(000000-	) Bushing, Sleeve, 1.00b 1.13d 1.750l, Fgl	1
29	1057814	(000000-	) Washer, Thrust, Plstc 1.02b 1.38d	1
30	32598	(000000-	) Washer, Flat, 1.02b 1.75d .12, Stl	1
31	09005	(000000-	) Ring, Retaining, Ext, 1.00d, Basic	1
32	1066919	(000000-	) Washer, Thrust, 50.0b 110.0d 0.79w	1
33	1200394	(000000-	) Fitting, Swivel, Str, Pf06/Pm06, Brs	1
34	47388	(000000-	) Fitting, Brs, E90, Em08/Pm06	1
35	9020252	(000000-	) Hose Kit, Spray, Afmkt [T17]	1
36	1060428	(000000-	) Fitting, Stl, Str, Bm06/Pm06, Swivel	1
37	1027976	(000000-	) Fitting, Brs, Str, Pf06/Pm12	1
38	769785	(000000-	) Nozzle, Spray, Gun	1

Fig. 34 – Vacuum Wand Kit

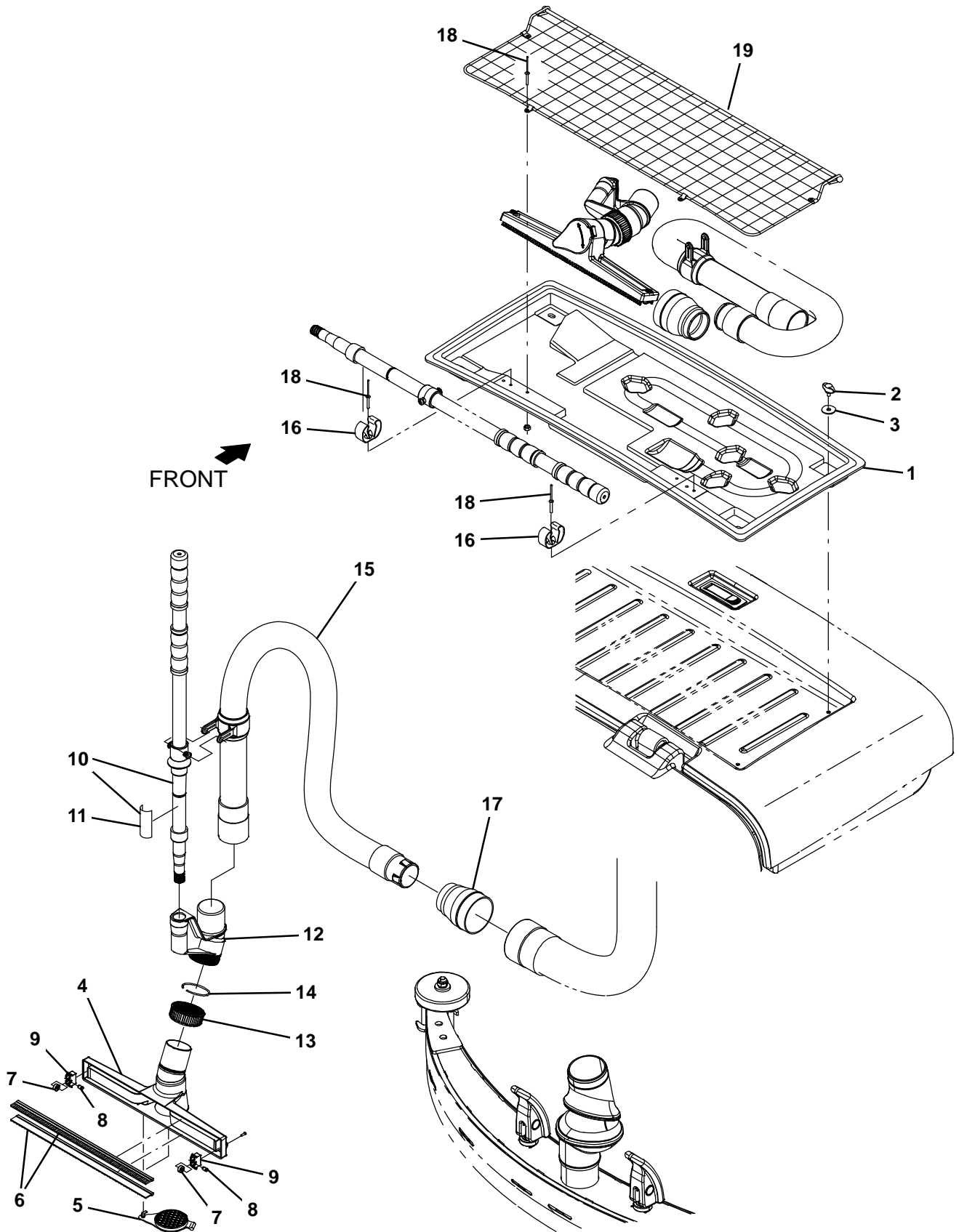
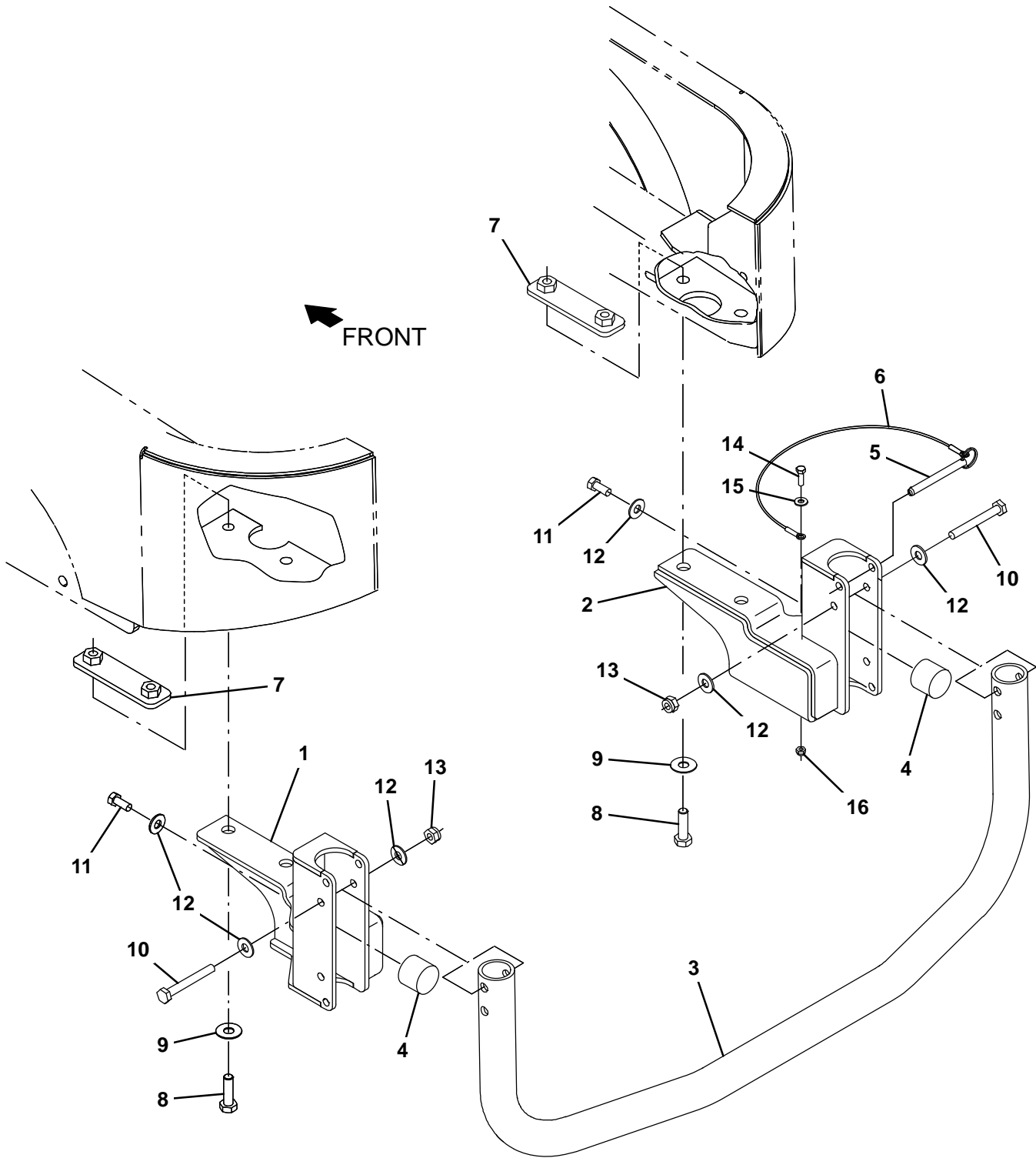


Fig. 34 – Vacuum Wand Kit

	Ref.	Part No.	Serial Number	Description	Qty.
▽		9020080	(000000–	) Vac Wand Kit, Ci [T17]	1
▲	1	1207911	(000000–	) Tray, Vac Wand	1
▲	2	1211150	(000000–	) Knob, Star,	4
▲	3	397779	(000000–	) Washer, Flat, 0.28b 1.00d .06, Stl, Blk	4
▲	4	1060440	(000000–	) Squeegee, Hand	1
▲	5	1060691	(000000–	) Plug, Adapter, Port	1
▲	6	1061356	(000000–	) Retainer, Blade, Sqge, 14.2l (1 set = 2 blades)	1
▲	7	1061570	(000000–	) Bearing, Ball, 0.24b 0.51d 0.20w [2seal]	2
▲	8	1061571	(000000–	) Pin, Axle, Brg	2
▲	9	1022671	(000000–	) Housing, Sqge, Holder, Wheel, F/609648	2
▲▽	10	9008155	(000000–	) Handle Kit, Wand, Afmkt	1
▲▲	11	1062659	(000000–	) Label, Opertnl, Vacuum Wand Handle	1
▲	12	1060708	(000000–	) Adapter, Swivel, 1.75, Abs	1
▲	13	1060718	(000000–	) Nut, Compression, 2.25–12, Abs	1
▲	14	1060720	(000000–	) Ring, Compression	1
▲	15	1200642	(000000–	) Hose Assy, Sqge, W/2cuff	1
▲	16	1014295	(000000–	) Clip, Grip, Hose, 0.75 – 1.12, Stl, Blk, Vyl	2
▲	17	1207517	(000000–	) Cuff, Adapter, 1.75 X 2.50, Pvc	1
▲	18	1213513	(000000–	) Rivet, Blind, .156D X 1.07 X .31D, Alm	6
▲	19	1213799	(000000–	) Mess Assy, Cloth	1

Fig. 35 – Squeegee Guard Group

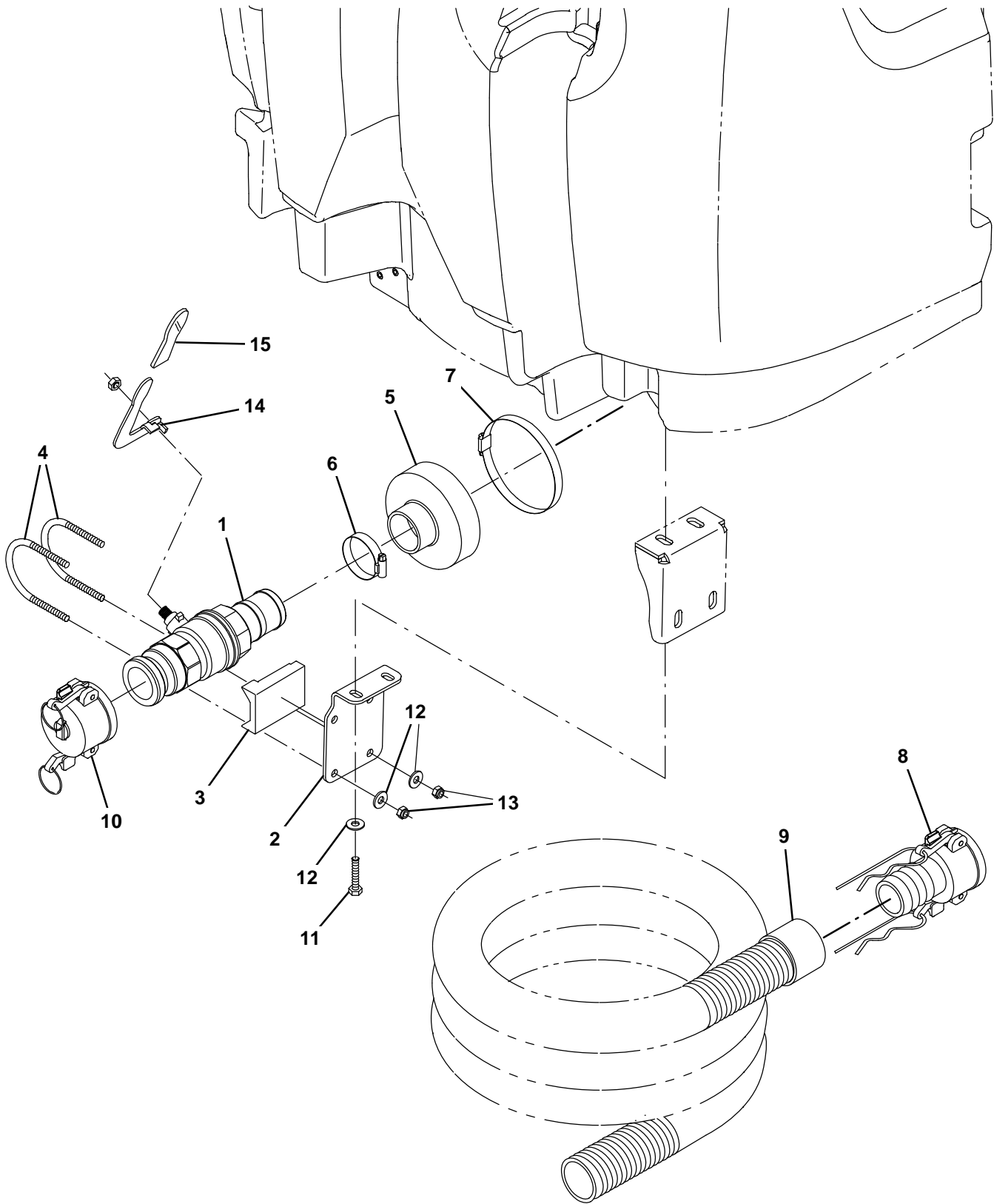




**Fig. 35 – Squeegee Guard Group**

<b>Ref.</b>	<b>Part No.</b>	<b>Serial Number</b>	<b>Description</b>	<b>Qty.</b>
1	1207961	(000000–	) Bracket, Bumper, Lh, Squeegee [T17]	1
2	1207902	(000000–	) Bracket, Bumper, Rh, Squeegee [T17]	1
3	1208109	(000000–	) Tube, Guard	1
4	1024977	(000000–	) Bumper, Ure, 1.50d 1.25l	2
5	369359	(000000–	) Pin, Hitch, .375d X 3.12l, Pl	1
6	57702	(000000–	) Cable, Glv .06d 012.0l .26eye /.26eye	1
7	1208053	(000000–	) Plate, Doubler	2
8	69972	(000000–	) Screw, Hex, M12 X 1.75 X 40, 10.9	4
9	140045	(000000–	) Washer, Flat, 0.51b 1.25d .06, Ss	4
10	06965	(000000–	) Screw, Hex, M10 X 1.50 X 80, 8.8	2
11	21196	(000000–	) Screw, Hex, .38–16 X 0.88, G5	2
12	32492	(000000–	) Washer, Flat, 0.38, Std	6
13	41430	(000000–	) Nut, Hex, Lock, M10 X 1.5, NI	2
14	06943	(000000–	) Screw, Hex, M6 X 1.00 X 20, 8.8	1
15	32483	(000000–	) Washer, Flat, 0.25, Sae	1
16	08708	(000000–	) Nut, Hex, Lock, M6 X 1.00, NI	1

Fig. 36 – Positive Solution Control Drain Group



**Fig. 36 – Positive Solution Control Drain Group**

<b>Ref.</b>	<b>Part No.</b>	<b>Serial Number</b>	<b>Description</b>	<b>Qty.</b>
1	1213186	(000000–	) Valve, Ball, Drain, 2.00id, Rh	1
2	1212006	(000000–	) Bracket, Mtg, Valve, Drain	1
3	1213118	(000000–	) Support, Valve, Drain	1
4	1213182	(000000–	) Clamp, Valve, U–Bolt	2
5	1211963	(000000–	) Cuff, Hose, 5.0 / 2.0 Id	1
6	22297	(000000–	) Clamp, Hose, Wormdrive, 1.56–2.50d, .50w	1
7	1201434	(000000–	) Clamp, Hose, Wormdrive, 4.63–5.50, 0.5w	1
8	1213392	(000000–	) Fitting, Coupler, Hose, Shank, Fem	1
9	1213206	(000000–	) Hose Assy, W/1 Cuff, 2.0 Id 120.0 L	1
10	1214326	(000000–	) Rework, Dust Cap, Valve, Drain	1
11	12333	(000000–	) Screw, Hex, M8 X 1.25 X 25, Ss, NI	2
12	01685	(000000–	) Washer, Flat, 0.38b 0.88d .08, Ss	6
13	08713	(000000–	) Nut, Hex, Lock, M8 X 1.25, NI, Ss	4
14	1212366	(000000–	) Handle, Valve	1
15	1213362	(000000–	) Grip, Handle, Valve	1

Fig. 37 - Telemetry Group

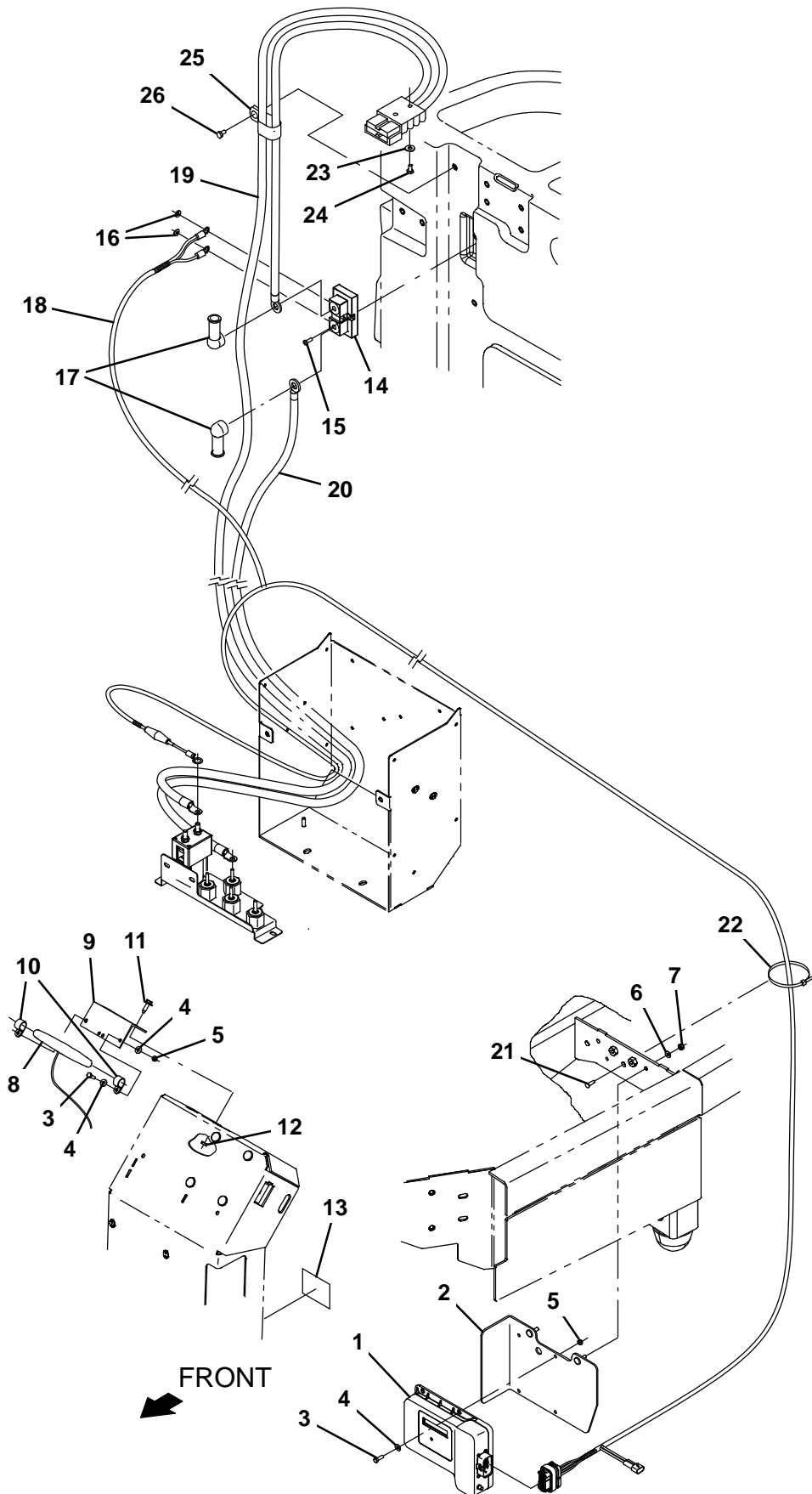
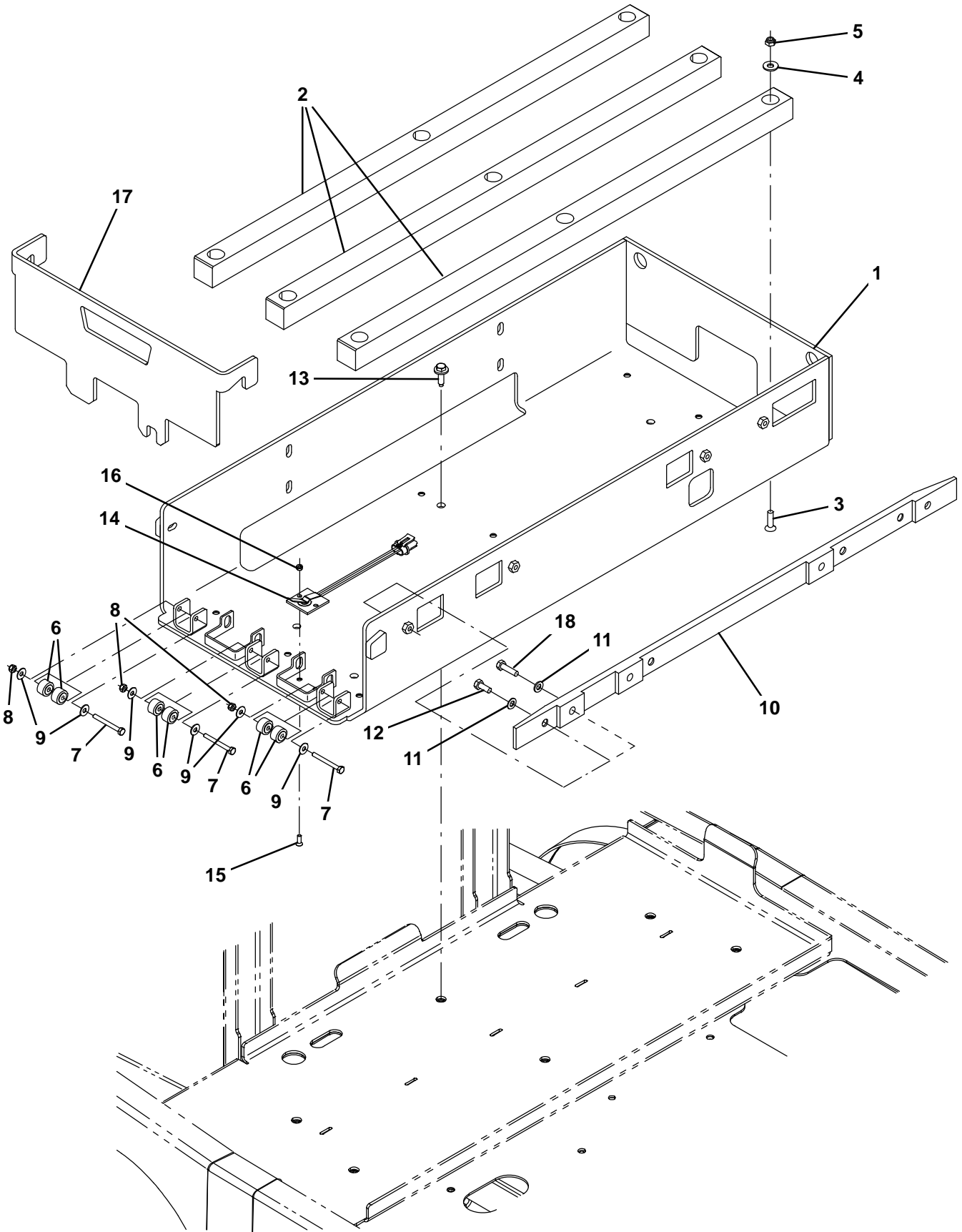


Fig. 37 – Telemetry Group

Ref.	Part No.	Serial Number	Description	Qty.	
1	1069467	(000000-	) Controlbox Assy, Telem [Usa]	1	
1	1070541	(000000-	) Controlbox Assy, Telem [Canada]	1	
2	1207701	(000000-	) Bracket Wldt, Mtg, Telem	1	
3	24199	(000000-	) Screw, Hex, M5 X 0.80 X 16, Ss	6	
4	01683	(000000-	) Washer, Flat, 10, Ss	8	
5	06549	(000000-	) Nut, Hex, Lock, M5 X 0.80, NI	6	
6	01684	(000000-	) Washer, Flat, 0.27b 0.69d .05, Ss	2	
7	08712	(000000-	) Nut, Hex, Lock, M6 X 1.00, NI, Ss	2	
8	1070324	(000000-	) Antenna, Telem, 110 In [Gprs]	1	
9	1070402	(000000-	) Angle, Mtg, Antenna, Telem	1	
10	140916	(000000-	) Clamp, Cable, Nyl, 0.62d, Nat	2	
11	1040467	(000000-	) Screw, Hex, M6 X 1.00 X 20, 9.8, Sems	2	
12	08712	(000000-	) Nut, Hex, Lock, M6 X 1.00, NI, Ss	2	
13	1069580	(000000-	) Label, Opertnl, Telem [Fcc/lc]	1	
14	1070757	(000000-	) Shunt, 050mv 400a	1	
15	06927	(000000-	) Screw, Pan, Phl, M4 X 0.70 X 16, 4.8	2	
16	07514	(000000-	) Washer, Lock, Int, 10, Ss	2	
17	611221	(000000-	) Boot, Terminal, Battery, 25.4mm, Blk	2	
▽	18	1073059	(000000-	) Harness, Ele [Telemetry, T17]	1
▲	9009990	(000000-	) Fuse, 002a, 250vdc, Cartridge	1	
19	1073077	(000000-	) Cable, Battery, 1/0ga [Telem, T17]	1	
20	1073078	(000000-	) Cable, 1/0ga 48.2l Blk[M9 Ring/.25 Ring]	1	
21	1071085	(000000-	) Clip, Tie, 0.25d, Plstc	1	
22	763114	(000000-	) Tie, Cable, 11.3l, 2.75d Max	2	
23	32483	(000000-	) Washer, Flat, 0.25, Sae	2	
24	33930	(000000-	) Screw, Hex, M6 X 1.00 X 40, Ss	2	
25	09570	(000000-	) Clamp, Cable, Stl, 0.90d X 0.62w, 1hole	3	
26	09740	(000000-	) Screw, Hex, M8 X 1.25 X 20, Ss	3	

Fig. 38 – Battery Rollout Group



**Fig. 38 – Battery Rollout Group**

<b>Ref.</b>	<b>Part No.</b>	<b>Serial Number</b>	<b>Description</b>	<b>Qty.</b>
1	1207912	(000000–	) Tray Wldt, Ro Battery, [T17]	1
2	1208527	(000000–	) Plate, Plstc, Bat Rollout	3
3	79506	(000000–	) Screw, Flt, Soc, M8 X 1.25 X 30, Ss	9
4	01685	(000000–	) Washer, Flat, 0.38b 0.88d .08, Ss	9
5	08713	(000000–	) Nut, Hex, Lock, M8 X 1.25, NI, Ss	9
6	369415	(000000–	) Bearing, Needle, 0.25b 0.88d 0.50w	6
7	58979	(000000–	) Screw, Hex, M6 X 1.00 X 55, Fl, Ss	3
8	08712	(000000–	) Nut, Hex, Lock, M6 X 1.00, NI, Ss	3
9	01684	(000000–	) Washer, Flat, 0.27b 0.69d .05, Ss	6
10	1209368	(000000–	) Plate, Guide, Battery Rollout [T17]	1
11	39349	(000000–	) Washer, Flat, 0.31, Sae	4
12	09740	(000000–	) Screw, Hex, M8 X 1.25 X 20, Ss (Large Battery)	4
13	1037354	(000000–	) Screw, Hex, M8 X 1.25 X 30, 9.8, Sems	6
14	1210673	(000000–	) Switch, Limit, N.C. [Cpi, Spst, 280 Mp]	1
15	09120	(000000–	) Screw, Flt, Soc, M5 X 0.80 X 16, 10.9	2
16	06549	(000000–	) Nut, Hex, Lock, M5 X 0.80, NI	2
17	1208673	(000000–	) Plate, Door, Battery Rollout [T17]	1
18	09010	(000000–	) Screw, Hex, M8 X 1.25 X 25, Ss (Small Battery)	4

Fig. 39 – Battery and Charger Group, 510AH

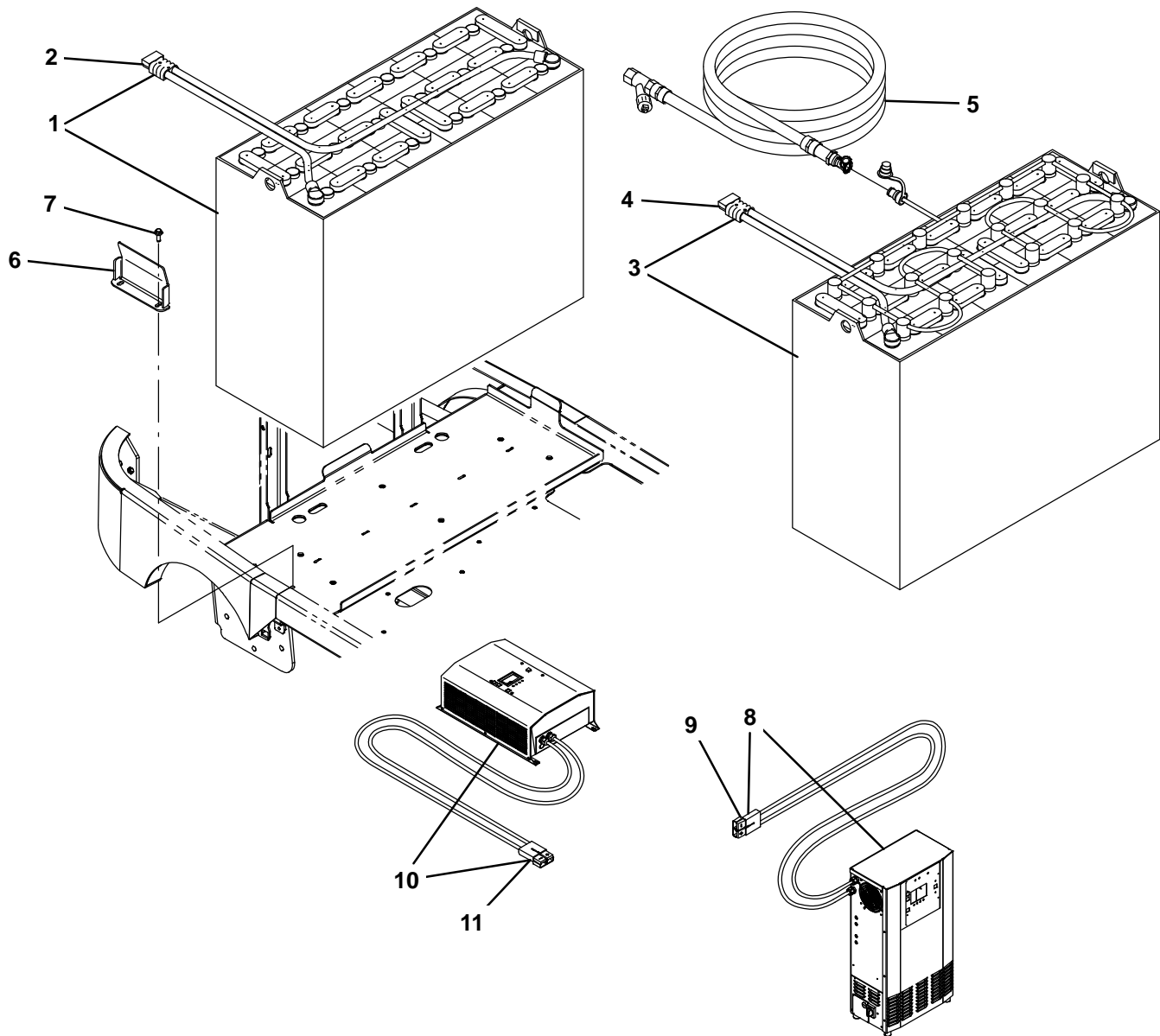




Fig. 39 – Battery and Charger Group, 510AH

	Ref.	Part No.	Serial Number	Description	Qty.
▽	1	1207937	(000000–	) Battery, Wet, 36Vdc, 510Ah	1
▲	2	01726	(000000–	) Connector, 350a, Gray	1
▽	3	1210314	(000000–	) Battery, Wet, 36vdc, 510ah [W/Watering]	1
▲	4	01726	(000000–	) Connector, 350a, Gray	1
	5	1213281	(000000–	) Kit, Hose, Watering, Battery, 20ft	1
	6	1206951	(000000–	) Bracket, Front, Battery	1
	7	1037354	(000000–	) Screw, Hex, M8 X 1.25 X 30, 9.8 Sems	2
▽	8	1207934	(000000–	) Charger, 36vdc/80a, 200–240vac 3ph	1
▲	9	01726	(000000–	) Connector, 350a, Gray	1
▽	10	1207933	(000000–	) Charger, 36vdc/80a, 200–240vac 1ph	1
▲	11	01726	(000000–	) Connector, 350a, Gray	1
▽	10	1212157	(000000–	) Charger, 36vdc/80a, 200–240vac 1ph (International Only)	1
▲	11	01726	(000000–	) Connector, 350a, Gray	1

Fig. 40 – Battery and Charger Group, 750AH

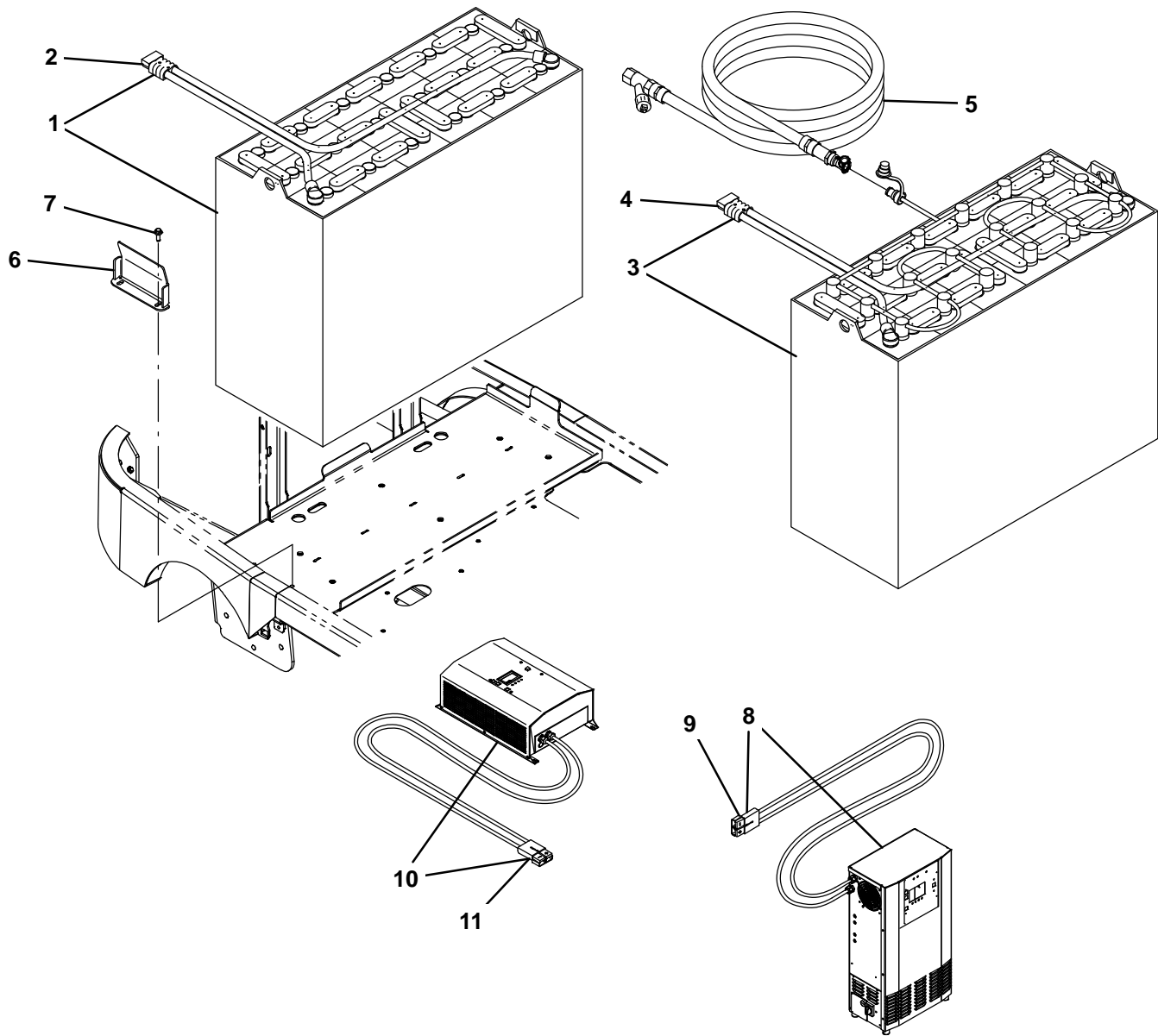


Fig. 40 – Battery and Charger Group, 750AH

	Ref.	Part No.	Serial Number	Description	Qty.
▽	1	1207938	(000000–	) Battery, Wet, 36Vdc, 750Ah	1
▲	2	01726	(000000–	) Connector, 350a, Gray	1
▽	3	1210315	(000000–	) Battery, Wet, 36vdc, 750ah [W/Watering]	1
▲	4	01726	(000000–	) Connector, 350a, Gray	1
	5	1213281	(000000–	) Kit, Hose, Watering, Battery, 20ft	1
	6	1206951	(000000–	) Bracket, Front, Battery	1
	7	1037354	(000000–	) Screw, Hex, M8 X 1.25 X 30, 9.8 Sems	2
▽	8	1212158	(000000–	) Charger, 36vdc/100a, 200–240vac 3ph	1
▲	9	01726	(000000–	) Connector, 350a, Gray	1
▽	8	1207936	(000000–	) Charger, 36vdc/120a, 480vac 3ph	1
▲	9	01726	(000000–	) Connector, 350a, Gray	1
▽	8	1207935	(000000–	) Charger, 36vdc/120a, 380–415vac 3ph (International Only)	1
▲	9	01726	(000000–	) Connector, 350a, Gray	1
▽	8	9020651	(000000–	) Charger Kit, 36vdc/80a, 200–240vac 3ph	1
▲	9	01726	(000000–	) Connector, 350a, Gray	1
▽	10	9020650	(000000–	) Charger Kit, 36vdc/80a, 200–240vac 1ph	1
▲	11	01726	(000000–	) Connector, 350a, Gray	1
▽	10	9020652	(000000–	) Charger Kit, 36vdc/80a, 200–240vac 1ph (International Only)	1
▲	11	01726	(000000–	) Connector, 350a, Gray	1

Fig. 41 – Battery and Charger Group, 930AH

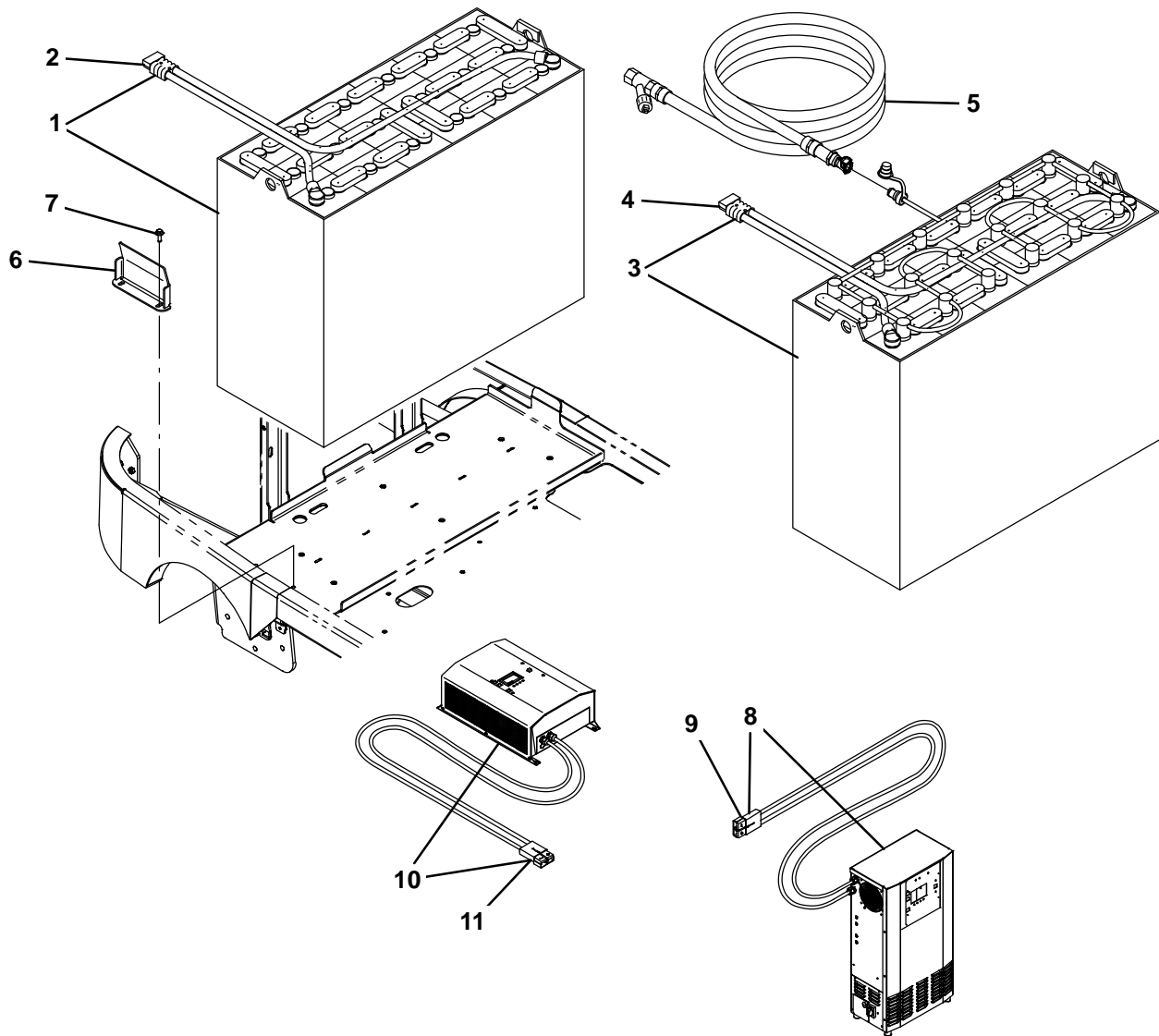
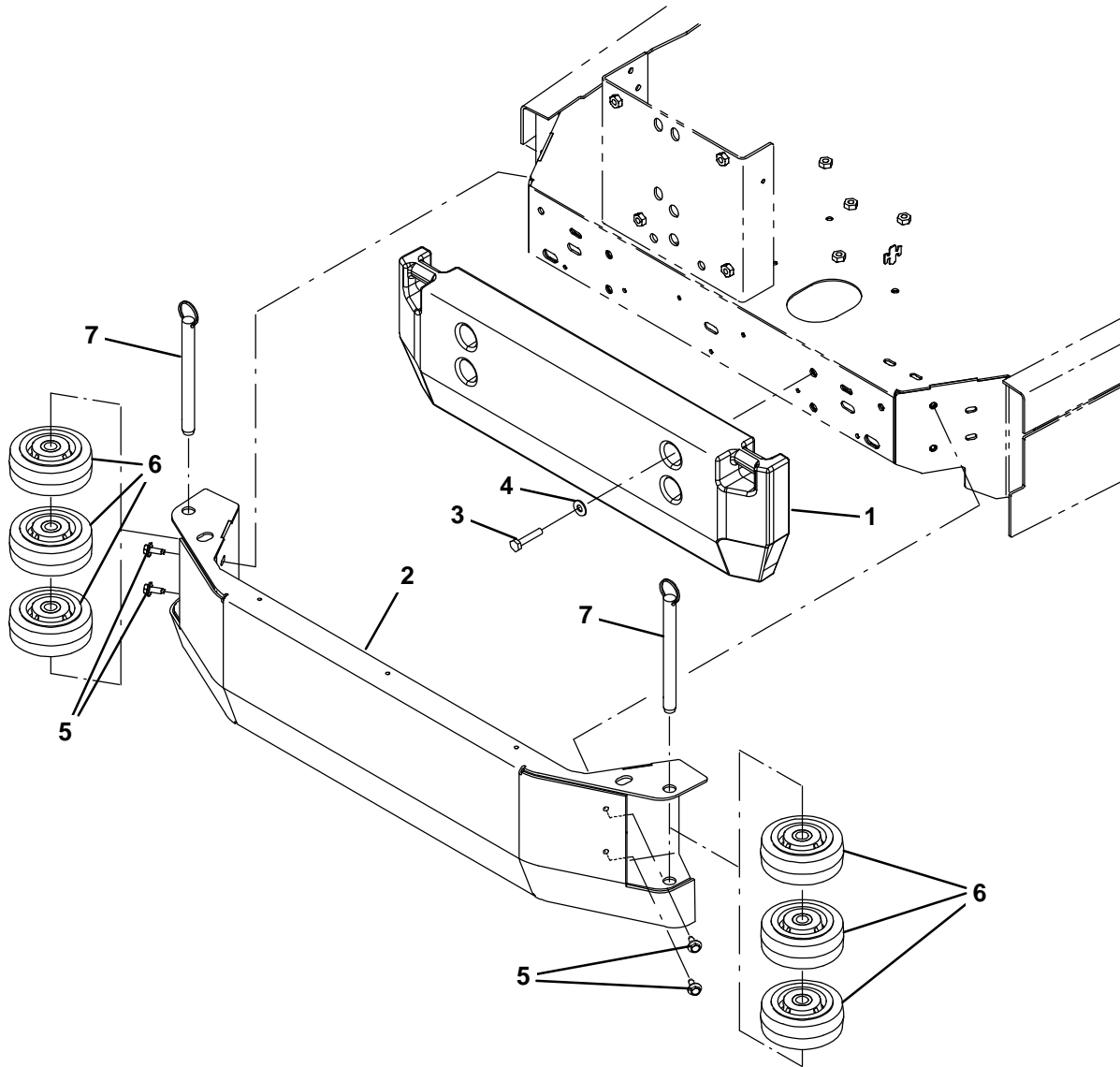


Fig. 41 – Battery and Charger Group, 930AH

	Ref.	Part No.	Serial Number	Description	Qty.
▽	1	1210313	(000000–	) Battery, Wet, 36Vdc, 930Ah	1
▲	2	01726	(000000–	) Connector, 350a, Gray	1
▽	3	1210316	(000000–	) Battery, Wet, 36vdc, 930ah [W/Watering]	1
▲	4	01726	(000000–	) Connector, 350a, Gray	1
	5	1213281	(000000–	) Kit, Hose, Watering, Battery, 20ft	1
	6	1206951	(000000–	) Bracket, Front, Battery	1
	7	1037354	(000000–	) Screw, Hex, M8 X 1.25 X 30, 9.8 Sems	2
▽	8	1212158	(000000–	) Charger, 36vdc/100a, 200–240vac 3ph	1
▲	9	01726	(000000–	) Connector, 350a, Gray	1
▽	8	1207936	(000000–	) Charger, 36vdc/120a, 480vac 3ph	1
▲	9	01726	(000000–	) Connector, 350a, Gray	1
▽	8	1207935	(000000–	) Charger, 36vdc/120a, 380–415vac 3ph (International Only)	1
▲	9	01726	(000000–	) Connector, 350a, Gray	1
▽	8	9020651	(000000–	) Charger Kit, 36vdc/80a, 200–240vac 3ph	1
▲	9	01726	(000000–	) Connector, 350a, Gray	1
▽	10	9020650	(000000–	) Charger Kit, 36vdc/80a, 200–240vac 1ph	1
▲	11	01726	(000000–	) Connector, 350a, Gray	1
▽	10	9020652	(000000–	) Charger Kit, 36vdc/80a, 200–240vac 1ph (International Only)	1
▲	11	01726	(000000–	) Connector, 350a, Gray	1

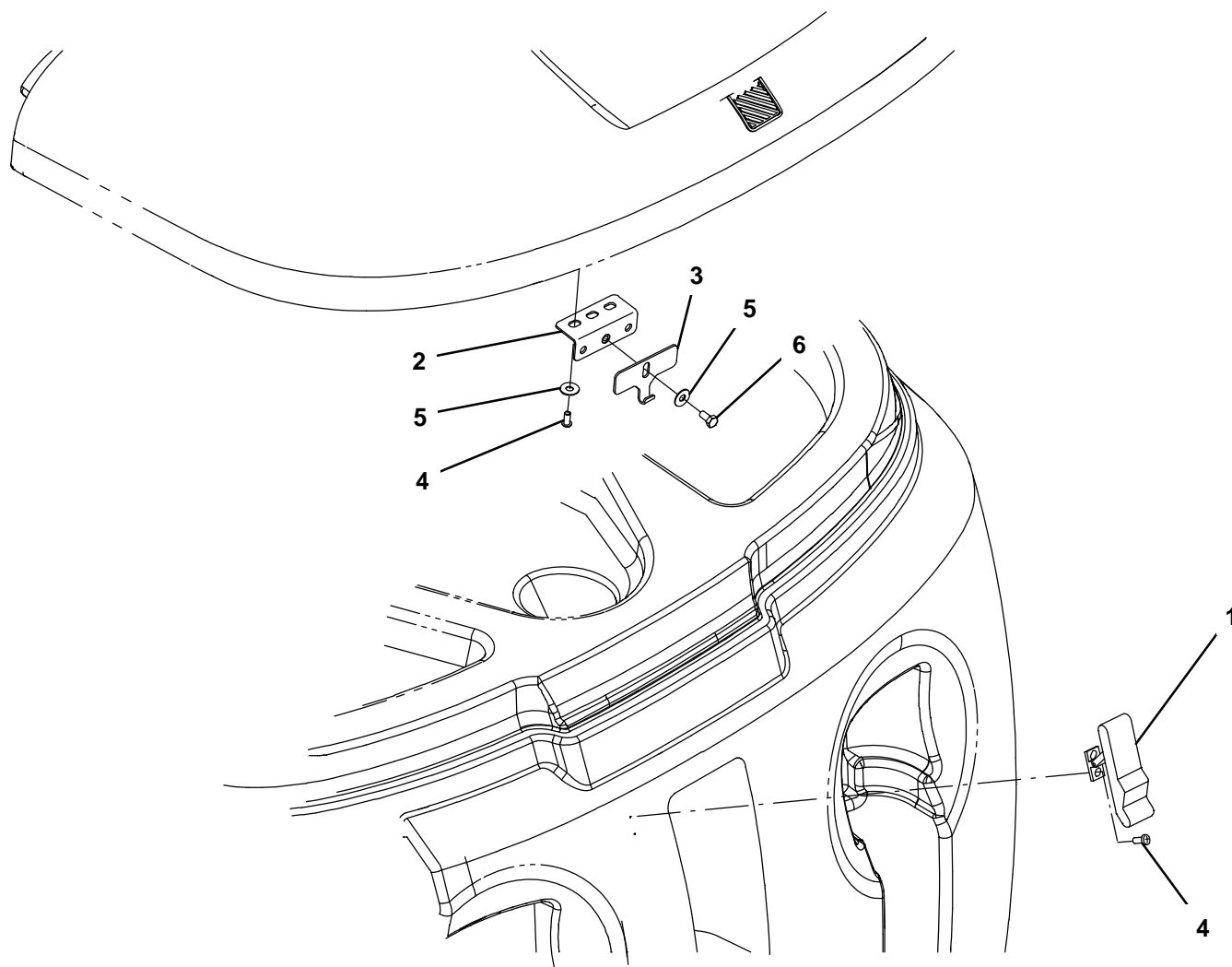
**Fig. 42 – Ramp Climb Counter Weight Group**



356512

Ref.	Part No.	Serial Number	Description	Qty.
1	1212745	(000000–	) Weight, Counter, Casting, 250Lb	1
2	1213680	(000000–	) Channel Wldt, Bumper, Ballast, Painted	1
3	16930	(000000–	) Screw, Hex, M10 X 1.50 X 50, 8.8	4
4	32492	(000000–	) Washer, Flat, 0.38, Std	4
5	1037346	(000000–	) Screw, Hex, M8 X 1.25 X 25, 9.8, Sems	4
6	1052962	(000000–	) Wheel, 05.0d 2.00w 0.75b, Gray, W/ Bshg	6
7	1206367	(000000–	) Pin, Hitch, .750d X 7.00l, PI	2

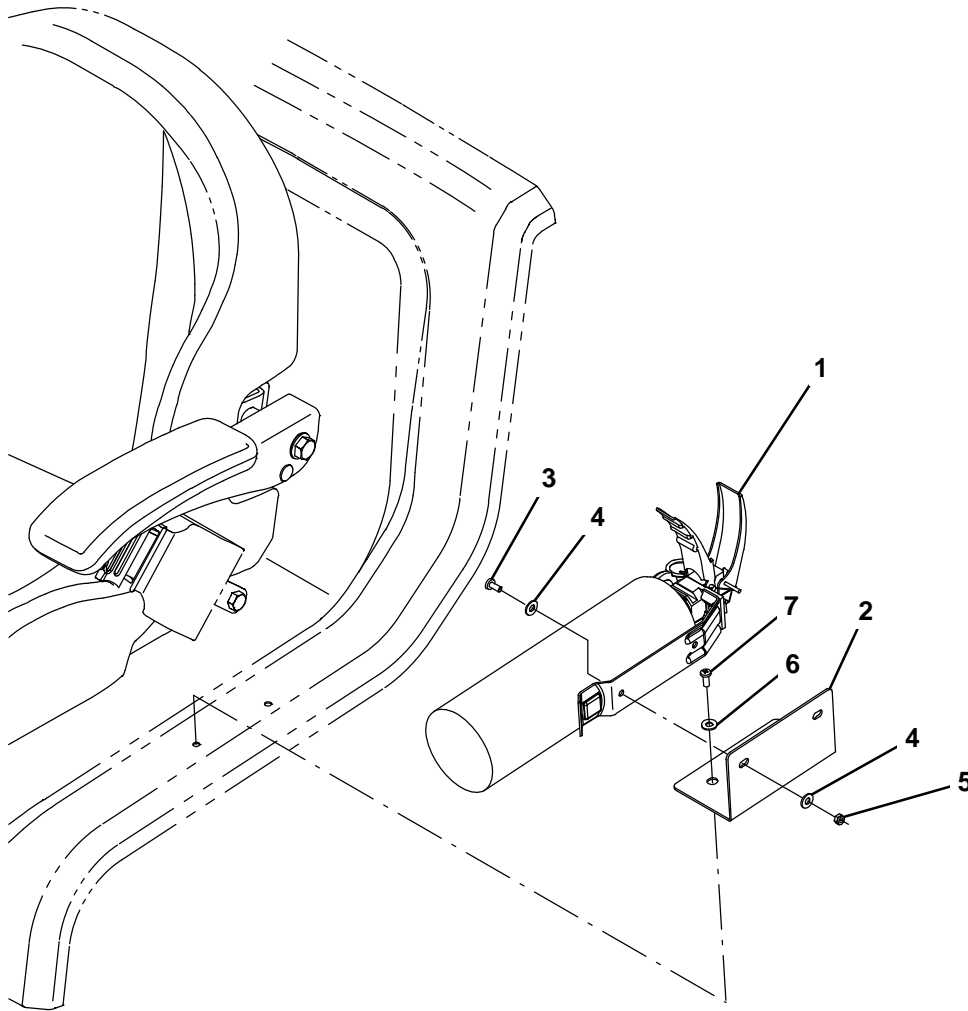
Fig. 43 – Transport Group



356513

Ref.	Part No.	Serial Number	Description	Qty.
1	49800	(000000– )	Latch	1
2	1040800	(000000– )	Bracket, Latch, Cover	1
3	1040634	(000000– )	Plate, Hook, Latch	1
4	382320	(000000– )	Screw, Pan, Phi, 12–16 X 0.50, F/ Plstc	4
5	01684	(000000– )	Washer, Flat, 0.27b 0.69d .05, Ss	3
6	09744	(000000– )	Screw, Hex, M6 X 1.00 X 12, Ss	1

**Fig. 44 – Fire Extinguisher Kit**



356503

Ref.	Part No.	Serial Number	Description	Qty.
▽	9020139	(000000–	) Parts Kit, Extinguisher, Fire, Ci	1
▲	1 25312	(000000–	) Extinguisher, Fire, 2.5 Lb Dry	1
▲	2 1207986	(000000–	) Bracket, Fire Extinguisher	1
▲	3 09738	(000000–	) Screw, Hex, M5 X 0.80 X 12, Ss	2
▲	4 32483	(000000–	) Washer, Flat, 0.25, Sae	4
▲	5 09739	(000000–	) Nut, Hex, Lock, M5 X 0.80, NI, Ss	2
▲	6 140011	(000000–	) Washer, Flat, 0.21b 0.45d .03, Ss	2
▲	7 360973	(000000–	) Screw, Pan, Phl, 12–16 X 0.50, F/ Plstc	2



**Fig. 45 – Documentation Group**

<b>Ref.</b>	<b>Part No.</b>	<b>Serial Number</b>	<b>Description</b>	<b>Qty.</b>
	9020160	(000000– )	Manual, Oprtr [T17 Ele, En, Na]	1
	9020161	(000000– )	Manual, Oprtr [T17 Ele, Es, Na]	1
	9020162	(000000– )	Manual, Oprtr [T17 Ele, Fr, Na]	1
	9020163	(000000– )	Manual, Oprtr [T17 Ele, Ptb]	1
	9020164	(000000– )	Manual, Oprtr [T17 Ele, Jp]	1
	9020165	(000000– )	Manual, Oprtr [T17 Ele, Cn]	1
	9020166	(000000– )	Manual, Parts [T17 Ele, En, Na/Int]	1
	9020167	(000000– )	Manual, Service Info [T17 Ele, En]	1
	9020146	(000000– )	Dvd, Operator [T17]	1
	9020305	(000000– )	Instr, Use&Care, Wallchart [T17]	1



To view, print, order, download the latest Parts manual, other language Operator manuals, and Use and Care Guides (wall charts) visit:

[www.tennantco.com/manual](http://www.tennantco.com/manual)



# SECTION 4

<b>Contents</b>	<b>Page</b>
Fig. 1 – ec-H2O Module Assembly Breakdown, 9020260 .....	4-2
Fig. 2 – Accelerator and Brake Pedal Assembly Breakdown, 1209411 .....	4-4
Fig. 3 – Metering Solution Pump Breakdown, 386364 .....	4-5

**Fig. 1 – ec-H2O Module Assembly Breakdown, 9020260**

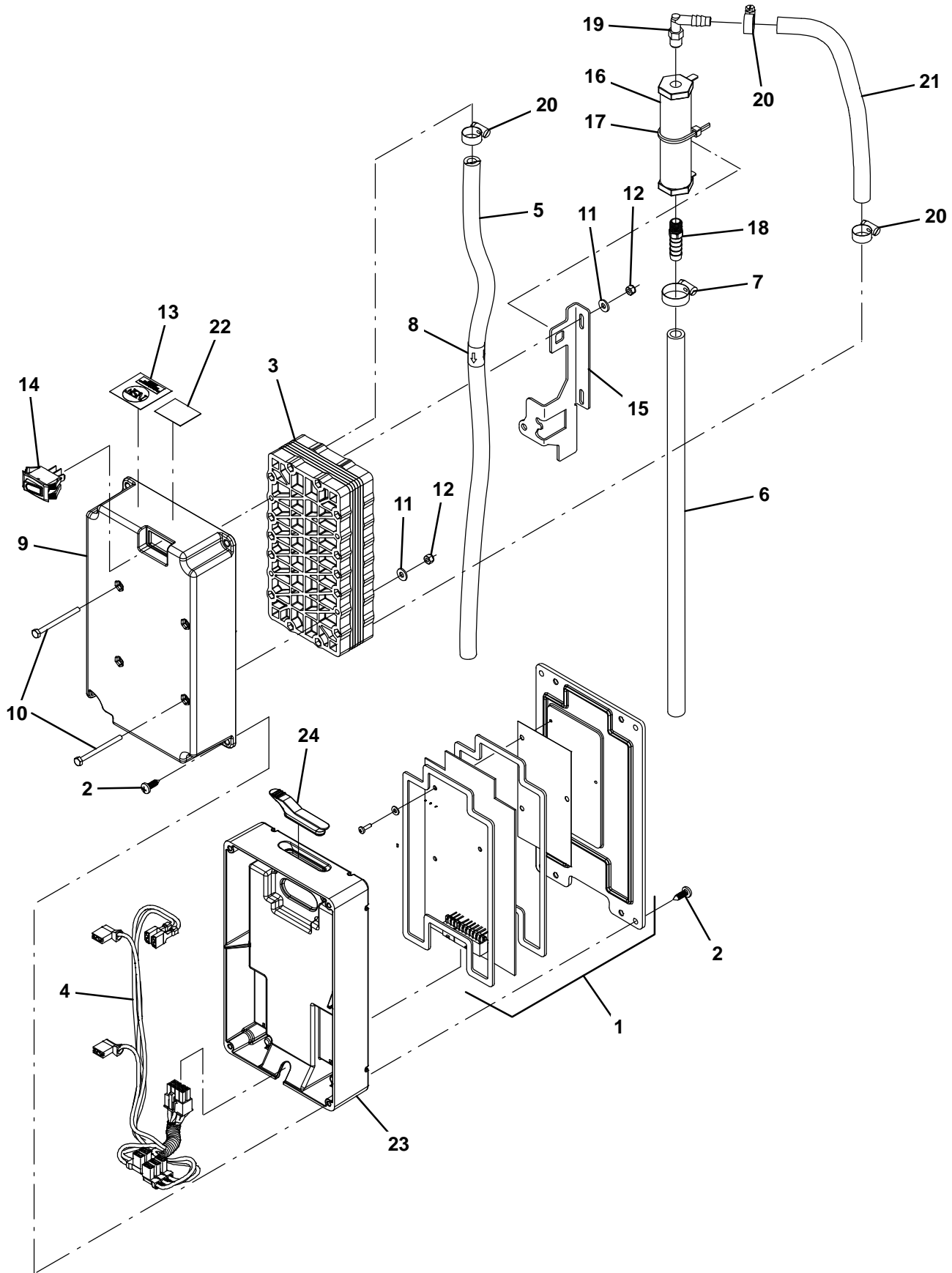
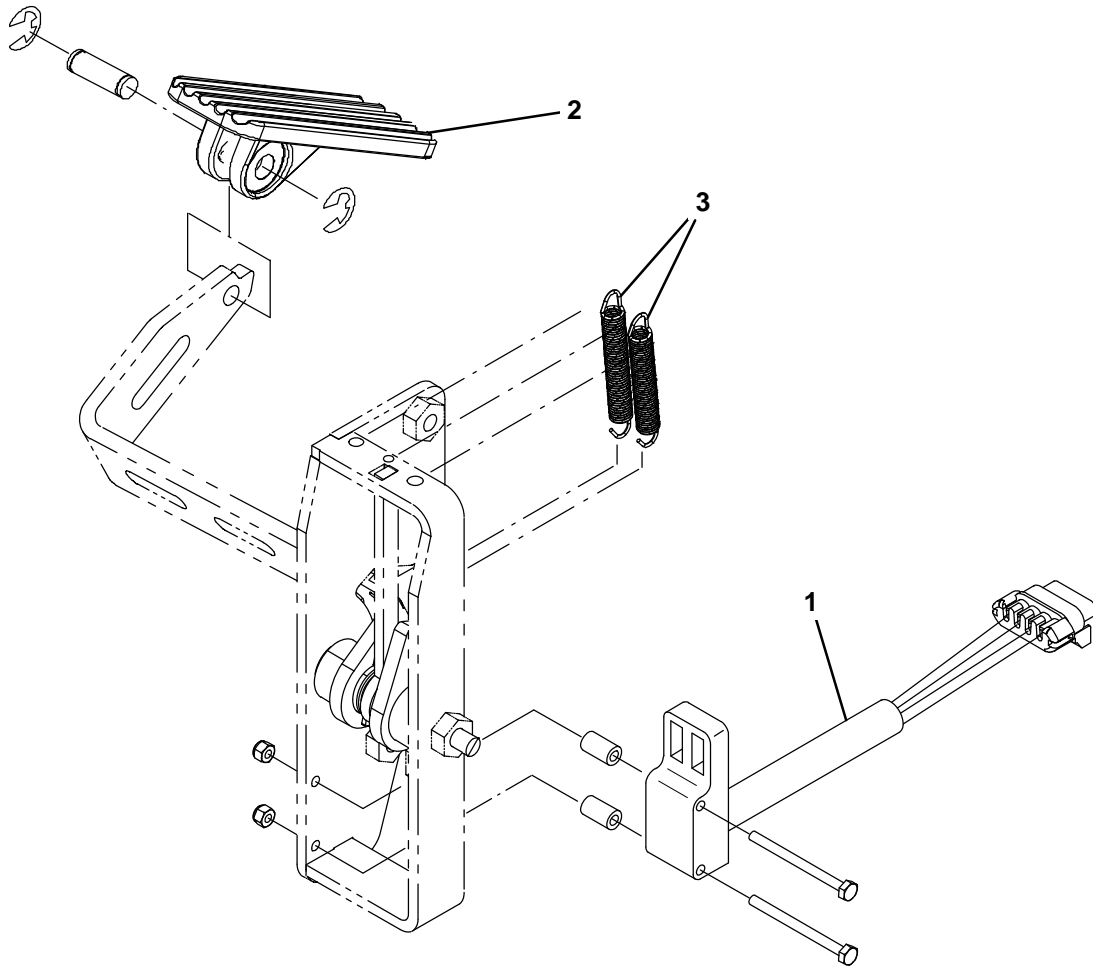


Fig. 1 - ec-H2O Module Assembly Breakdown, 9020260

Ref.	Part No.	Serial Number	Description	Qty.
▽	9020260	(000000-	) Ec-H2o Module Kit, Afmkt [T17]	1
▲	1 9020261	(000000-	) Circuit Board Kit, Ec-H2o, Afmkt [T17]	1
▲	2 1018155	(000000-	) Screw, Pan, Phl, M5 X 0.80 X 16, Tcut,Ss	8
▲	3 1057637	(000000-	) Electrode, 5 Plate, High Flow	1
▲	4 1069708	(000000-	) Harness, Ele, Ech2o [T12 Module]	1
▲	5 9006268	(000000-	) Hose, Pvc, Brd, 0.38id, 01Ft, Clr	1
▲	6 1014971	(000000-	) Hose, Afmkt, Pvc, Brd, 01Ft, Clr	1
▲	7 54333	(000000-	) Clamp, Hose, Wormdrive, 0.31-0.88d, .31w	1
▲	8 1049637	(000000-	) Label, Direction [Ec-H2o]	1
▲	9 1051519	(000000-	) Housing, Upper, Module, High Flow	1
▲	10 32509	(000000-	) Screw, Hex, M4 X 0.70 X 50, Ss	4
▲	11 41579	(000000-	) Washer, Flat, 08, Ss	4
▲	12 33932	(000000-	) Nut, Hex, Lock, M4 X 0.70, NI, Ss	4
▲	13 1046041	(000000-	) Label, Module [Nsf, Ec-H2o]	1
▲	14 1044393	(000000-	) Switch, Rocker, Spst, Mom	1
▲	15 1048741	(000000-	) Bracket, Valve, Large	1
▲	16 1062006	(000000-	) Electrode, Cylindrical	1
▲	17 130773	(000000-	) Tie, Cable, Nyl, 11.0l, .14w, 3.0 Max. D	1
▲	18 1055552	(000000-	) Fitting, Brs, Str, Bm06/Pm02	1
▲	19 1051268	(000000-	) Fitting, Plstc, E90, Bm05/Pm02, Nyl	1
▲	20 43844	(000000-	) Clamp, Hose, Wormdrive, 0.25-0.62d, .31w	3
▲	21 1014971	(000000-	) Hose, Afmkt, Pvc, Brd, 01Ft, Clr	1
▲	22 1068763	(000000-	) Label, Date Code [Ec-H2o]	1
▲	23 1037032	(000000-	) Housing, Bottom	1
▲	24 1054776	(000000-	) Grommet, Blind	1

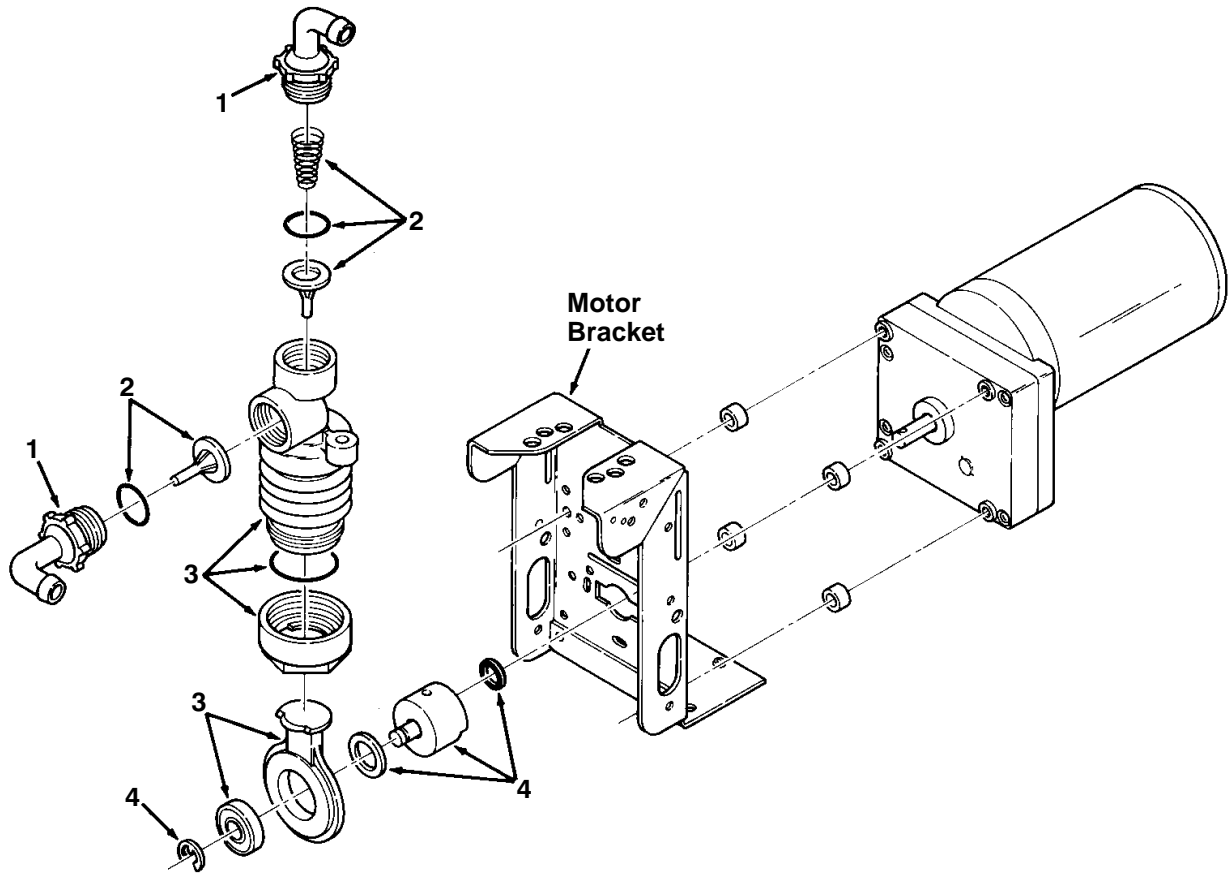
**Fig. 2 – Accelerator and Brake Pedal Assembly Breakdown, 1209411**



356515

Ref.	Part No.	Serial Number	Description	Qty.
▽	1209411	(000000–	) Pedal Assy, Accelerator, W/O Brake	1
▲	1 1058687	(000000–	) Sensor, Position [Hall]	1
▲	2 1071311	((000000–	) Pedal, Foot, W/ Tread	1
▲	3 1061049	(000000–	) Spring, Extn, 0.35od 0.05wir 02.8l	2

**Fig. 3 – Metering Solution Pump Breakdown, 386364**



00112

Ref.	Part No.	Serial Number	Description	Qty.
▽	386364	(000000–	) Pump, Metering Solution	1
▲	1 63923	(000000–	) Connector Kit, Tubing	1
▲	2 21659	(000000–	) Valve Kit, Pump	1
▲	3 21661	(000000–	) Replacement Kit, Bellows	1
▲	4 02430	(000000–	) Crank Replacement Kit	1





# SECTION 5

**CONTENTS**

**PAGE**

PART NUMBER TO PAGE NUMBER CROSS REFERENCE LIST ..... 5-2  
PART DESCRIPTION TO PAGE NUMBER CROSS REFERENCE LIST ..... 5-9

# CROSS REFERENCE

## PART NUMBER TO PAGE NUMBER CROSS REFERENCE LIST

Part Number	Page Number	Part Number	Page Number	Part Number	Page Number
00911	2-31, 3-43, 3-45	07514	2-55, 3-77	1005630	3-21, 3-61, 3-63, 3-65
00912	2-11	07515	2-15, 2-55	1006400	3-21, 3-65
00928	2-27, 3-17	07785	3-29, 3-33	1006410	3-59
01316	3-55, 3-57	07786	2-33, 2-35, 2-51, 3-39, 3-43, 3-47	1009356	3-43
01513	3-43	07787	2-49	1011170	3-65
01516	2-49, 3-43, 3-45	07789	3-21	1011409	2-27, 3-65
01683	2-15, 2-55, 3-11, 3-59, 3-61, 3-63, 3-65, 3-69, 3-77	07791	2-11, 3-39	1011411	3-65
01684	2-3, 2-5, 2-7, 2-15, 2-27, 2-31, 2-33, 2-35, 2-47, 2-51, 3-15, 3-17, 3-29, 3-33, 3-39, 3-41, 3-43, 3-47, 3-55, 3-57, 3-77, 3-79, 3-87	08170	3-43	1011522	3-63
01685	2-7, 2-13, 2-17, 2-19, 2-27, 2-41, 2-43, 3-9, 3-17, 3-29, 3-33, 3-41, 3-47, 3-55, 3-57, 3-59, 3-75, 3-79	08175	2-47	1011719	3-15
01686	2-27, 2-31, 2-33, 2-35, 2-47, 2-49, 2-51, 3-9, 3-15, 3-17, 3-39, 3-41, 3-43, 3-47	08178	2-13, 2-23, 2-47	1011735	2-15
01726	2-55, 3-81, 3-83, 3-85	08179	2-13, 2-47, 3-29, 3-33	1011837	3-69
01847	3-29, 3-33	08182	2-23	1011885	3-61
02430	4-5	08202	2-23	10120	2-33, 2-35
02850	3-39, 3-41	08236	2-33, 2-35, 2-49	1014295	3-71
02931	2-49	08708	2-47, 2-55, 3-39, 3-45, 3-69, 3-73	1014328	2-31, 3-43
02942	3-27, 3-31, 3-47	08709	2-11, 2-53, 3-41, 3-69	1014563	2-47
03192	3-9	08711	2-23	1014949	3-63, 3-65
03193	3-9	08712	2-7, 2-13, 2-25, 2-33, 2-35, 2-47, 3-29, 3-33, 3-41, 3-59, 3-77, 3-79	1014971	4-3
04051	2-9	08713	2-7, 2-33, 2-35, 2-37, 2-41, 2-43, 3-15, 3-29, 3-33, 3-43, 3-45, 3-47, 3-55, 3-57, 3-61, 3-75, 3-79	1014974	3-63
04843	2-47			1014976	3-21, 3-63
04846	2-11, 2-33, 2-35			1014981	3-61
04928	2-25			1015025	3-21
05134	3-59			1015032	3-59
05685	2-49			1015455	3-63
05686	2-49, 3-15			1016331	2-13
06415	2-47			1016354	2-27
06549	3-5, 3-7, 3-41, 3-77, 3-79			1017218	2-9, 2-17, 2-31, 2-37, 2-41, 2-53, 3-9, 3-15, 3-17, 3-19, 3-29, 3-33, 3-39, 3-45, 3-47, 3-61
06919	2-55, 3-49	08714	2-47, 2-49, 2-51, 3-15	1017368	2-5
06920	3-3, 3-39	08716	2-7, 2-45, 3-43	1017441	3-27, 3-31, 3-47
06926	2-55, 3-23, 3-35, 3-49	09005	3-69	1017802	3-27, 3-31, 3-47
06927	3-39, 3-41, 3-77	09007	2-31, 3-39, 3-41, 3-43, 3-59	1018155	4-3
06933	3-5, 3-7	09010	2-9, 2-13, 2-27, 2-37, 2-41, 3-15, 3-19, 3-21, 3-29, 3-33, 3-39, 3-41, 3-47, 3-61, 3-63, 3-79	1018276	2-47
06934	2-53			1019285	2-41, 3-59
06935	3-41	09011	2-7, 2-41, 3-15, 3-17, 3-19, 3-59, 3-61	1020341	2-7, 2-11, 2-15, 2-17, 2-39, 2-41, 2-43, 2-45, 2-53, 2-55, 3-5, 3-11, 3-27, 3-31, 3-39, 3-41, 3-47, 3-63, 3-69
06942	2-15, 2-17	09023	2-7, 3-29, 3-33, 3-43	1022671	3-71
06943	3-69, 3-73	09028	2-31, 3-41	1022846	2-33, 2-35
06944	2-31	09120	3-79	1023676	2-23
06961	2-11	09162	2-11	1023677	2-23
06965	3-73	09198	2-3, 2-5	1023920	3-41
06969	2-23, 2-25, 2-27	09200	3-63	1024977	3-73
06971	2-29	09291	2-33, 2-35	1026014	2-41
07259	2-21	09570	2-53, 2-55, 3-77	1027798	3-5, 3-7
07450	2-49	09738	2-31, 2-55, 3-21, 3-63, 3-65, 3-88	1027800	3-5, 3-7
07471	2-27	09739	2-33, 2-35, 2-55, 3-59, 3-63, 3-69, 3-88	1027976	3-69
		09740	2-9, 2-13, 2-53, 2-55, 3-19, 3-43, 3-77, 3-79	1028581	3-65
		09741	2-25	1031413	2-49, 3-15
		09744	3-87	1034731	2-11, 2-31
		09767	3-43	1036892	3-39, 3-43
		09770	2-47	1037032	4-3
		09775	2-49	1037346	2-7, 3-29, 3-33, 3-69, 3-86
		1002898	3-65		
		1002899	3-65		

# CROSS REFERENCE

Part Number	Page Number	Part Number	Page Number	Part Number	Page Number
1037354	3-41, 3-43, 3-79, 3-81, 3-83, 3-85	1057554	2-11	1067452	1-1, 3-41
1037355	2-9, 2-17	1057572	2-11	1067526	3-63
1037822	1-1, 2-41	1057637	4-3	1068510	2-55
1039392	3-7	1057780	2-7	1068763	4-3
1039557	3-63, 3-65	1057785	2-11	1069311	2-37
1040467	2-55, 3-27, 3-31, 3-39, 3-63, 3-77	1057814	3-69	1069322	2-15
1040634	3-87	1057816	3-69	1069467	3-77
1040800	3-87	1057978	3-59	1069580	3-77
1040803	3-45	1058340	2-55	1069671	3-66
1040868	3-63	1058451	3-39	1069708	4-3
1042499	2-5	1058477	3-39	1069746	3-7
1042500	2-5	1058679	2-15	1070324	3-77
1042504	2-5	1058687	4-4	1070402	3-77
1044393	4-3	1058694	3-5	1070541	3-77
1045034	3-55, 3-57	1058695	3-41	1070757	3-77
1045041	2-27, 2-29	1058901	3-39	1071085	2-15, 2-39, 3-7, 3-19, 3-21, 3-27, 3-29, 3-31, 3-33, 3-61, 3-77
1045487	2-33, 2-35, 2-37	1059073	2-11	1071311	4-4
1045525	2-15, 2-51	1059231	3-63	1072908	2-65
1046041	4-3	1059308	3-43	1072951	2-15
1048741	4-3	1059342	3-5	1072952	2-15
1048955	2-17	1059938	3-5	1072978	2-55
1049637	4-3	1060103	3-9	1072979	2-55
1050827	2-55	1060128	3-69	1072980	2-55
1051027	2-5	1060210	3-47	1072981	2-55
1051030	2-3	1060276	3-13	1072981	2-55
1051052	2-17, 2-19	1060394	3-47	1072992	3-37
1051268	4-3	1060428	3-69	1072999	3-25
1051519	4-3	1060440	3-71	1073042	3-52
1052010	3-65	1060673	2-37	1073054	3-52
1052126	3-11, 3-43	1060691	3-71	1073059	3-77
1052532	2-51	1060708	3-71	1073062	3-13
1052726	2-15	1060718	3-71	1073077	3-77
1052962	2-7, 3-86	1060720	3-71	1073078	3-77
1053342	3-43	1060784	3-39	1073181	2-11
1053815	3-47	1061049	4-4	1074103	2-65
1053825	2-11	1061356	3-71	10912	3-41
1054178	3-69	1061570	3-71	11329	3-17, 3-43, 3-45, 3-47
1054581	3-43	1061571	3-71	11398	3-27, 3-31, 3-47
1054591	3-43	1061954	3-59	11399	2-39, 3-55, 3-57
1054654	2-11	1062006	4-3	11531	2-39
1054662	3-15	1062106	3-5	11635	3-17
1054776	4-3	1062386	2-21	1200149	2-45, 3-41
1054795	3-21	1062403	3-63	1200328	3-21, 3-63
1054945	2-49	1062651	2-37	1200394	3-69
1054948	3-45	1062659	3-71	1200467	3-65
1055051	3-43	1062813	2-66	1200634	3-15
1055254	3-63	10632-2	3-7	1200642	3-71
1055396	2-51	1063263	3-5	1201101	3-15
1055552	4-3	1063363	3-43	1201149	3-17
1056189	3-45	1064184	2-55, 3-3, 3-5, 3-7, 3-23, 3-49, 3-63	1201267	2-45
1056412	2-11	1064188	3-3, 3-5, 3-7, 3-11, 3-49, 3-69	1201393	3-69
1056719	3-69	1064191	3-5	1201423	3-69
1056838	2-31	1064191	3-5	1201428	2-19
1056979	3-5	1065134	2-33, 2-35	1201434	2-43, 3-75
1056982	3-69	1065343	2-66	1201441	3-65
1057043	2-11	1066429	2-53	1201500	3-15, 3-29, 3-33
1057171	2-11	1066431	2-37, 2-45	1201534	2-15
1057214	2-41	1066434	2-41	1201609	3-17
		1066919	3-69	1201894	2-17

# CROSS REFERENCE

Part Number	Page Number	Part Number	Page Number	Part Number	Page Number
1202779	2-7	1205547	3-41	1207127	2-29
1202860	2-55, 3-23, 3-35, 3-49	1205550	3-41	1207130	2-41
1202868	2-9, 2-55	1205553	2-47	1207131	2-53
1202870	3-3	1205565	3-43	1207139	3-27
1202892	3-3	1205593	3-41	1207145	2-53
1203454	3-63, 3-65	1205619	3-41	1207151	3-39
1203814	3-63	1205797	2-41	1207157	2-25
1203848	2-45	1205801	2-45	1207158	2-25
1203947	3-69	1205811	2-45, 2-53	1207174	2-13
1203996	3-63, 3-65	1205863	2-7	1207177	2-13
1204024	3-63	1205864	2-7	1207184	2-23
1204077	2-9	1206060	2-37	1207209	2-41
1204114	2-37	1206099	2-43	1207229	2-37
1204170	2-15	1206119	2-41	1207269	3-41
1204306	3-11	1206138	3-21, 3-63	1207272	2-37
1204338	3-63, 3-65	1206251	2-51	1207284	3-49, 3-61
1204356	2-27	1206303	3-65	1207297	2-15
1204357	2-31	1206367	2-7, 3-86	1207330	3-29
1204396	3-29, 3-33	1206370	1-1, 2-43	1207341	2-45
1204441	2-31	1206422	3-15	1207362	2-53
1204458	2-27	1206424	2-17	1207412	3-27, 3-31
1204460	2-27	1206431	2-55	1207436	2-23
1204634	2-31	1206456	3-69	1207444	3-9
1204637	2-31	1206470	2-25	1207466	2-47
1204638	2-31	1206475	3-17	1207484	3-41
1204639	2-31	1206482	3-69	1207485	3-45
1204640	1-1, 2-31	1206485	2-21	1207486	3-43
1204642	2-31	1206530	2-51	1207487	3-43
1204643	2-31	1206546	2-15	1207488	3-43, 3-45
1204713	2-25	1206589	3-17	1207517	3-71
1204732	2-9	1206592	3-17	1207518	2-39
1204774	3-29, 3-33	1206597	3-17	1207550	3-41
1204790	2-31	1206598	3-17	1207554	3-33
1204791	2-31	1206599	3-17	1207559	3-31
1204880	2-31	1206602	3-15	1207562	2-43
1204881	2-31	1206722	3-15	1207566	2-13
1204919	3-29, 3-33	1206723	3-15	1207567	2-13
1204926	3-9	1206774	2-45, 3-41	1207571	2-13
1204954	3-41	1206785	2-17	1207608	2-51
1204972	3-9	1206805	3-19	1207654	2-13
1204974	3-9	1206809	3-19	1207656	3-15
1205010	2-29	1206821	2-49	1207657	3-19
1205011	2-29	1206844	2-49	1207659	3-59
1205013	3-29, 3-33	1206865	2-49	1207661	1-1, 2-51
1205016	3-29, 3-33	1206872	2-47	1207701	3-77
1205048	2-7	1206948	2-37	1207718	3-17
1205049	2-41	1206951	3-81, 3-83, 3-85	1207725	3-9
1205073	2-17	1206961	2-41	1207739	2-47
1205131	2-27	1207034	2-49	1207750	3-61
1205133	2-25	1207039	2-45	1207757	2-47
1205154	2-7	1207041	3-39	1207774	3-69
1205257	2-7	1207045	3-47	1207777	3-55, 3-57
1205262	3-11	1207047	3-47	1207864	3-21
1205296	2-11	1207086	1-1, 2-51	1207865	3-21
1205299	3-19	1207087	1-1, 2-51	1207866	3-19
1205307	3-17	1207103	2-51	1207887	2-41
1205397	2-9	1207108	2-29	1207902	3-73
1205402	3-41	1207119	3-39	1207903	2-47
1205428	2-39	1207123	3-39	1207911	3-71
1205449	3-47	1207126	2-29	1207912	3-79

# CROSS REFERENCE

Part Number	Page Number	Part Number	Page Number	Part Number	Page Number
1207922	2-17	1208772	3-43	1210581	3-15
1207933	3-81	1208858	2-51, 3-29, 3-33	1210618	2-29
1207934	3-81	1208899	2-21	1210624	2-25
1207935	3-83, 3-85	1208906	2-51	1210630	2-25
1207936	3-83, 3-85	1208907	3-11	1210660	2-27
1207937	3-81	1208971	2-21	1210667	2-27
1207938	3-83	1208974	2-21	1210673	3-79
1207946	2-53	1208977	2-21	1210711	2-7
1207961	3-73	1208983	2-21	1210807	2-29, 3-15, 3-23, 3-39, 3-49, 3-61
1207981	2-13	1208985	2-21	1210841	3-55, 3-57
1207984	2-23	1208986	2-21	1210969	3-49
1207986	3-88	1208987	2-21	1210970	2-55
1208021	3-19	1208989	2-21	1210971	2-53
1208043	3-55, 3-57	1208991	2-21	1211150	3-71
1208045	2-9	1208999	2-21	1211399	3-43
1208053	3-73	1209015	2-13	1211837	3-47
1208106	2-23	1209041	2-55	1211884	2-33, 2-35
1208109	3-73	1209052	2-21	1211929	3-39
1208113	2-11	1209073	2-21	1211934	2-5, 3-43
1208122	3-11	1209119	3-39	1211952	2-21
1208128	3-9	1209120	2-51	1211963	3-75
1208153	2-49	1209121	2-51	1212006	3-75
1208155	2-49	1209122	2-51	1212112	2-23
1208156	2-49	1209140	3-39	1212157	3-81
1208162	2-13	1209168	2-21	1212158	3-83, 3-85
1208185	2-15	1209190	2-53	1212163	3-17
1208187	2-15	1209194	2-17	1212210	3-17
1208188	2-9	1209244	3-29, 3-33	1212211	3-17
1208203	2-23	1209246	2-9	1212212	3-17
1208208	2-25	1209368	3-79	1212248	2-7
1208217	3-49	1209411	2-9, 4-4	1212298	2-37
1208247	2-47	1209444	2-51	1212350	2-7
1208274	2-47	1209652	3-11	1212366	3-75
1208356	1-1, 2-51	1209678	3-15	1212400	2-13
1208357	1-1, 2-51	1209684	2-43	1212415	2-17
1208358	2-51	1209712	2-49	1212443	3-63
1208359	2-51	1209769	2-25	1212607	2-21
1208363	2-7	1209802	3-43	1212620	2-66
1208364	2-7	1209915	3-9	1212623	2-25
1208394	3-39	1209960	2-21	1212663	2-66
1208411	2-15	1209964	2-21	1212745	3-86
1208412	2-55	1209965	2-21	1212782	2-51
1208416	2-15	1209966	2-21	1212823	3-31, 3-47
1208432	3-21	1209968	2-21	1212824	3-27, 3-47
1208433	3-21	1209969	2-21	1212849	1-1, 2-31
1208434	3-21	1209995	2-21	1212887	2-39
1208486	2-39	1210022	2-49	1213007	2-33
1208512	2-13	1210177	2-25	1213059	2-55
1208527	3-79	1210179	2-25, 2-29	1213060	2-33
1208612	2-11	1210257	2-25	1213061	2-33
1208625	2-11	1210262	2-25	1213093	2-33, 2-35
1208629	2-51	1210286	2-21	1213110	2-41
1208673	3-79	1210312	3-15	1213118	3-75
1208691	2-55	1210313	3-85	1213161	2-29
1208710	3-9	1210314	3-81	1213182	3-75
1208714	3-9	1210315	3-83	1213186	3-75
1208730	2-51	1210316	3-85	1213200	2-27
1208732	3-61	1210399	2-55, 3-23, 3-35, 3-49	1213206	3-75
1208733	3-57	1210430	2-33, 2-35	1213211	1-1, 2-33, 2-35
1208748	2-45, 2-53	1210467	2-55		

# CROSS REFERENCE

Part Number	Page Number	Part Number	Page Number	Part Number	Page Number
1213228	2-35	15539	2-3, 2-5	24584	3-69
1213229	2-33	15675	2-45, 3-17	25312	3-88
1213234	2-35	15678	2-13, 2-15, 2-31, 2-33, 2-35, 2-53	25735	2-33, 2-35, 2-47
1213243	2-35	16411	1-1	26395-1	3-17
1213244	2-35	16412	1-1	26428	2-11, 2-31
1213266	1-1, 2-33, 2-35	16735	2-11, 2-33, 2-35	28010	3-43
1213267	2-33, 2-35	16879	2-25	29570	2-45
1213281	3-81, 3-83, 3-85	16930	3-86	29584	2-25, 3-15
1213317	3-61	16931	2-9, 2-11	30241	2-5
1213362	3-75	16960	2-21	32408	3-45
1213392	3-75	17260	2-3	32483	2-15, 2-17, 2-21, 2-55, 3-5, 3-73, 3-77, 3-88
1213434	2-66	17261	2-3	32485	2-9, 2-11, 2-13
1213435	2-66	17262	2-3	32486	2-23
1213461	2-13	17263	2-3	32490	2-53, 3-7, 3-21, 3-61, 3-63
1213513	3-71	17404	2-33, 2-35	32491	2-9, 2-11, 2-23, 2-53, 3-41, 3-43
1213530	2-51	17461	2-47	32492	2-9, 2-21, 2-45, 3-73, 3-86
1213539	2-51	17521	3-55	32509	4-3
1213680	3-86	18136	3-43	32598	3-69
1213799	3-71	18595	2-39	32720	3-45
1213802	3-47	19064	3-41	32746	2-3, 2-5
1214093	2-39	19065	3-39	32899	2-13, 2-23
1214095	3-55, 3-57	19066	3-5, 3-7	32969	2-23
1214173	2-45	19312	2-7, 2-45, 2-55	32984	2-15
1214174	2-45	19314	2-55	33295	3-55, 3-57
1214326	3-75	19315	3-5	33401	3-39
1214337	2-43	20170	2-23	33584	3-69
1216949	2-33, 2-35	20802	2-45	33807	2-55
1216950	2-33	20833	2-49	33925	2-21
1216951	2-35	20944	3-61	33930	2-55, 3-15, 3-29, 3-33, 3-77
1217187	3-59	20950	3-21, 3-61	33932	3-61, 4-3
12269	3-43, 3-45	20951	3-61	35843	2-25
12273	2-31, 2-37, 2-41, 3-9, 3-17, 3-61	20952	3-61	360369	2-17, 2-19
12277	3-55, 3-57	21196	3-73	360370	2-17, 2-19
12309	3-15	21606	2-51	360460	2-41
12316	3-69	21659	4-5	360973	3-88
12317	2-49, 3-47	21661	4-5	361076	2-15
12333	2-17, 2-41, 3-75	222158	2-27, 2-29	361144	1-1, 2-15
130773	2-45, 3-7, 3-21, 3-61, 3-69, 4-3	222260	2-25, 3-43	361339	3-43
140011	3-88	222267	3-5, 3-39	363087	2-49
140045	3-73	222290	2-15	363162	2-51, 3-17, 3-19
140324	2-53	222460	3-29, 3-33	363301	3-17
140825	2-15, 3-3	222470	3-45, 3-47	363469	2-33, 2-35
140916	3-77	222496	2-13	364614	3-39, 3-47
14242	2-23	222497	2-13	365096	3-55, 3-57
14529	2-47	222505	2-11, 3-17	368176	2-21
14595	2-23	222516	2-7, 3-29, 3-33	369359	3-73
14595-1	2-13	222809	3-23	369415	3-79
14799	2-11	222818	2-31, 3-43	369781	3-29, 3-33
14838	2-3, 2-5	22297	3-75	370080	2-3
14877	3-57, 3-59	223054	2-47	370090	2-3
14953	2-3	223065	2-11	370092	2-5
14967	2-3	223198	2-29	370094	2-3
150208	3-63	230735	2-41	370095	2-5
15047	3-29, 3-33	23446	3-41	375321	3-55, 3-57
150538	3-21, 3-63	24105	3-55, 3-57	377084	3-3, 3-5, 3-7, 3-49
150713	2-27	24196	3-59		
15331	2-49	24199	3-77		
15522	3-45	24265	2-15, 3-11, 3-61		
		24299	2-3, 2-5		

# CROSS REFERENCE

Part Number	Page Number	Part Number	Page Number	Part Number	Page Number
377349	2-37, 3-59	43555	3-21, 3-63	69972	3-73
377364	2-27, 3-17	43844	3-21, 3-61, 3-63, 3-65, 4-3	69998	3-15
377537	1-1	44906	2-25, 3-15, 3-29, 3-33	70158	2-23
377538	1-1	46390	2-31	70161	2-23
377540	1-1	46657	2-13	70651	2-11
378951	2-3	47388	3-69	71274	2-47
379829	2-41, 3-29, 3-33	48258	3-5	71579	2-7
381502	2-23, 3-43	48749	3-45	71607	2-33, 2-35
382224	2-23, 3-43	49177	2-17, 2-19	71628	3-59
382320	2-41, 2-45, 3-87	49263	3-5	72968	2-27
383723	3-35	49266	3-5	73342	3-59
383726	3-23	49694	3-29, 3-33	73468	3-59
385685	2-41, 3-59	49697	2-31, 3-39	74440	2-13
386088	2-33, 2-35	49800	3-39, 3-87	74455	3-7
386230	2-3	49826	2-53, 3-9	76062	2-55
386240	2-3	49891	2-45	763045	2-7
386250	2-3	49924	3-29, 3-33	763064	3-15
386257	2-31	50335	2-31	763114	2-15, 2-39, 2-55, 3-23, 3-77
386274	2-31	51103	2-47	76426	3-59
386299	3-15, 3-29, 3-33	51338	2-23	76570	2-53
386324	2-37	51339	2-23	76653	2-23
386364	3-61, 4-5	51538	2-33, 2-35	769785	3-69
386391	2-33, 2-35	51813	2-51	77270	2-13
386652	3-59	54333	3-59, 3-69, 4-3	77272	2-49
386807	2-55	54390	2-23	77488	2-47
386810	2-15	54400	3-29, 3-33	78398	3-57
386847	2-49	54577	2-23	78840	3-59
390994	2-37	54618	3-15	78841	3-59
391345	2-51	55094	3-19	79217	2-49
391434	2-47, 3-41	56166	2-13	79273-2	2-39
392215	3-45	57248	3-63	79497	3-55, 3-57
39239	2-53	57598	3-29, 3-33	79506	3-79
39281	2-23	57702	3-73	80409	3-17
39283	2-9	579211	3-39	80491	2-33, 2-35
39285	2-21	58979	3-79	81672	3-29, 3-33
39308	3-15	59658	2-13, 2-41, 3-15	81719	3-41
39349	2-9, 2-15, 3-9, 3-79	59668	2-25	81884	3-45
397779	3-43, 3-45, 3-71	59672	3-29, 3-33	81952	2-49
397889	3-23, 3-35	603268	3-39	82829	2-41
397916	2-5	605070	2-13, 2-23	82831	2-15
397920	2-3	611221	3-77	83159	3-5, 3-7
397976	2-5	630146	2-39	84028	2-27, 2-29
398500	3-69	630258	2-23	86379	2-55
398501	2-15	63244-2	3-55, 3-57	86508	3-55, 3-57
398526	3-5	63248-1	2-5	86773	3-45
398806	2-45, 2-53	63248-2	2-5	87172	2-7
41141	2-7, 2-15	63248-3	2-5	87173	3-65
41143	2-29	63248-4	2-5	87419	2-5, 3-27, 3-31, 3-47
41178	3-41	63810	2-27, 2-29, 3-21, 3-55, 3-57, 3-59	9000845	3-5, 3-7
41185	2-31, 3-43, 3-45	63923	4-5	9000879	3-5, 3-7
41186	2-27, 2-31, 3-17, 3-43	63987-1	3-69	9006268	4-3
41358	2-21	64425	2-33, 2-35	9008155	3-71
41359	2-15	64778	3-69	9008182	3-3, 3-39
41360	3-45	66211	2-23	9009990	3-77
41362	3-45	66213	2-23	9010938	3-15
41410	3-55, 3-57	68567	2-29	9010942	2-11
41430	3-9, 3-73	69234	2-15	9010943	2-11
41437	2-17, 2-19	69784	3-55, 3-57	9011054	3-15
41579	2-3, 2-5, 4-3			9013046	2-35
41702	2-55				

## CROSS REFERENCE

Part Number	Page Number	Part Number	Page Number
9013047	2-35	9020257	3-43
9013267	2-21	9020258	3-61
9013756	2-33	9020260	3-63, 4-3
9013757	2-35	9020261	4-3
9014338	3-59	9020263	2-23
9020070	2-51	9020264	2-23
9020080	3-71	9020265	2-23
9020103	2-19	9020266	2-21
9020107	3-7	9020267	2-21
9020109	3-5	9020268	3-15
9020139	3-88	9020269	2-21
9020146	3-89	9020270	1-1
9020160	3-89	9020271	1-1
9020161	3-89	9020272	1-1
9020162	3-89	9020273	2-7
9020163	3-89	9020284	2-37
9020164	3-89	9020286	2-41
9020165	3-89	9020288	3-61
9020166	3-89	9020290	2-53
9020167	3-89	9020305	3-89
9020210	2-37	9020650	3-83, 3-85
9020211	2-41	9020651	3-83, 3-85
9020212	2-41	9020652	3-83, 3-85
9020213	2-53		
9020214	2-53		
9020215	2-29		
9020216	2-9		
9020217	3-17		
9020218	2-45		
9020219	3-41		
9020220	3-39		
9020221	3-47		
9020223	2-11		
9020225	2-15		
9020227	2-15		
9020228	2-55		
9020229	2-55, 3-35, 3-49		
9020230	3-23		
9020231	2-23		
9020232	2-49		
9020233	1-1, 2-49		
9020235	2-31		
9020237	1-1, 2-31		
9020238	2-27		
9020239	2-31		
9020240	2-31		
9020241	2-37		
9020242	2-27		
9020243	2-33		
9020244	2-33		
9020245	2-31		
9020247	3-17		
9020248	3-15		
9020249	3-15		
9020250	2-25		
9020251	2-25		
9020252	3-69		
9020253	2-25		
9020255	3-41		
9020256	3-41		



## PART DESCRIPTION TO PAGE NUMBER CROSS REFERENCE LIST

**A**

Actuator, 36v, 2.36in Stroke, 2-47  
 Actuator, 36vdc, 2.08strk, 500lbs, 3-43  
 Actuator, 36vdc, 2.75strk, 450lb, 3-15, 3-29, 3-33  
 Actuator, 36vdc, 5.00strk, 1100lb, 2-25  
 Adapter, Swivel, 1.75, Abs, 3-71  
 Adaptor, Brush, 2-3, 2-5  
 Alarm, 9-48vdc, 95 Db(A) [Ec-H20], 2-15  
 Alarm, Backup, 12-48vdc, Adj, 3-5  
 Angle, Latch, 2-17  
 Angle, Mtg, Antenna, Telem, 3-77  
 Angle, Mtg, Hopper, 3-41  
 Angle, Sppt, Seat, 2-17  
 Angle, Stil, Perforated .03, 2-29  
 Antenna, Telem, 110 In [Gprs], 3-77  
 Arm Kit, Sqge, Front, Lh, Afmkt, 2-35  
 Arm Kit, Sqge, Front, Rh, Afmkt, 2-33  
 Arm Kit, Sqge, Rear, Lh, Afmkt, 2-35  
 Arm Kit, Sqge, Rear, Rh, Afmkt, 2-33  
 Arm Wldt, 2-51  
 Arm Wldt, Brush, 3-43  
 Arm Wldt, Front, Lh, 2-35  
 Arm Wldt, Front, Rh, 2-33  
 Arm Wldt, Lh, 2-35  
 Arm Wldt, Lift, 2-25  
 Arm Wldt, Rear, Lh, 2-35  
 Arm Wldt, Rear, Rh, 2-33  
 Arm Wldt, Rh, 2-33  
 Arm Wldt, Spring, Tension, 3-15  
 Arm, Brush, Pre-Sweep, Idler, Lh, 3-45  
 Arm, Lift, Idler, 2-25  
 Arm, Lift, Idler, Rh, 2-25  
 Arm, Spring, Tensioner, 3-15  
 Assy, Seal, Mtg, Vacfan, 2-45

**B**

Bag, Vacuum, Paper [1pick=1pkg(=10pc)], 1-1, 3-41  
 Bar Wldt, Retainer, Sqge, Rear, 2-51  
 Bar, Rnd, Plastic, 0.31D 08.5L, 2-37  
 Base, Module, Light, 3-5  
 Battery, Wet, 36Vdc, 510Ah, 3-81  
 Battery, Wet, 36vdc, 510ah [W/Watering], 3-81  
 Battery, Wet, 36Vdc, 750Ah, 3-83  
 Battery, Wet, 36vdc, 750ah [W/Watering], 3-83  
 Battery, Wet, 36Vdc, 930Ah, 3-85  
 Battery, Wet, 36vdc, 930ah [W/Watering], 3-85  
 Bearing Assy, W/Shaft, 3-45  
 Bearing, Ball, 0.24b 0.51d 0.20w [2seal], 3-71  
 Bearing, Ball, 0.59b 1.26d 0.35w[2seal], 3-45  
 Bearing, Ball, 0.62b 1.38d 0.43w, 3-43  
 Bearing, Ball, 0.67b, 1.85d, 0.55w, 2-21  
 Bearing, Ball, 0.79b 1.85d 0.55w, 2-31

Bearing, Ball, 3.74b, 6.69d, 2.19w, 2-21  
 Bearing, Cone, 1.38b 0.71w, 2-23  
 Bearing, Cup, 2.56d 0.55w, 2-23  
 Bearing, Fing, 2hole, 0.75b, 2-11  
 Bearing, Fing, 2hole, 0.75b [Nyl], 2-11  
 Bearing, Fing, 2hole, 1.25b, 2-11  
 Bearing, Journal, 0.75b 0.88d 0.75l, 2-11  
 Bearing, Needle, 0.25b 0.88d 0.50w, 3-79  
 Bearing, Pillowblock, 1.12b, 2-11  
 Bearing, Split, 1.00b, 2-23, 3-43  
 Bellcrank, Spring, Machined, 2-25  
 Belt Kit, Drive, 2-31  
 Belt Kit, Preswp, Afmkt [T17], 3-43  
 Belt, Drive, 1-1, 2-31  
 Belt, Kit, Cyl, Afmkt [T17], 1-1, 2-31  
 Bezel, Headlight, Lh [W/Inserts], 3-3  
 Bezel, Headlight, Rh [W/Inserts], 3-3  
 Blade, Front Squeegee 56.6l (Gum), 2-51  
 Blade, Front Squeegee 56.6l (Linard), 1-1, 2-51  
 Blade, Front Squeegee 56.6l (Urethane), 1-1, 2-51  
 Blade, Rear Squeegee 60.6l (Gum), 2-51  
 Blade, Rear Squeegee 60.6l (Linatex), 1-1, 2-51  
 Blade, Rear Squeegee 60.6l (Urethane), 1-1, 2-51  
 Blade, Sqge, Sba, (Gum Rubber), 3-17  
 Blade, Sqge, Sba, (Urethane), 3-17  
 Blade, Sqge, Sba, Inner, 3-17  
 Blade, Sqge, Sba, Inner, (Gum Rubber), 3-17  
 Blade, Sqge, Sba, Inner, (Urethane), 3-17  
 Blade, Sqge, Sba, Linatex, 3-17  
 Blade, Sqge, Side, Linatex, 1-1, 2-33, 2-35  
 Blade, Sqge, Side, Rubber (Option), 2-33, 2-35  
 Blade, Sqge, Side, Ure, 1-1  
 Blade, Sqge, Side, Urethane (Option), 2-33, 2-35  
 Bolt, Eye, M10 X 1.50 X 064mm, 07.10 Eye, 2-49  
 Bolt, Eye, M8 X 1.25 X 030mm, 08.00 Eye, 3-15  
 Bolt, Eye, M8 X 1.25 X 070mm, 05.50 Eye, 2-33, 2-35  
 Bolt, Shld, .41d X 0.35, M8 X 1.25, 3-69  
 Boot, Circuitbreaker, 3-5  
 Boot, Terminal, Battery, 25.4mm, Blk, 3-77  
 Bracket Weldmt, Mtg, Pump, 3-59  
 Bracket Wldt, 2-51  
 Bracket Wldt, Adj, Actuator, 3-43  
 Bracket Wldt, Brush, Adj, Lh, 3-47  
 Bracket Wldt, Brush, Adj, Rh, 3-47  
 Bracket Wldt, Corner, Lh, 3-39  
 Bracket Wldt, Corner, Rh, 3-39  
 Bracket Wldt, Deck, 3-17  
 Bracket Wldt, Lh, Mtg, Door, 2-7  
 Bracket Wldt, Mgt [T17 Ec-H2o], 3-63  
 Bracket Wldt, Mount, 3-41  
 Bracket Wldt, Mtg, Headlight, 3-39

Bracket Wldt, Mtg, Motor, Sba, 3-27  
 Bracket Wldt, Mtg, Ohg, 3-9  
 Bracket Wldt, Mtg, Platform, Front, 2-9  
 Bracket Wldt, Mtg, Platform, Front, Rh, 2-9  
 Bracket Wldt, Mtg, Telem, 3-77  
 Bracket Wldt, Pedal Mount, 2-13  
 Bracket Wldt, Pivot, Sba, 3-29, 3-33  
 Bracket Wldt, Pivot, Sqge, 2-33, 2-35  
 Bracket Wldt, Pump, 3-61  
 Bracket Wldt, Pump, Spray Hose, 3-69  
 Bracket Wldt, Rh, Mtg, Door, 2-7  
 Bracket Wldt, Skid, Anti-Roll, 3-19  
 Bracket Wldt, Sppt, Tank, 2-17  
 Bracket Wldt, Sqge Lift, Frame, 2-47  
 Bracket Wldt, Sqge, Sba, 3-17  
 Bracket Wldt, Step, Sba, 3-19  
 Bracket Wldt, Support, Brake, 2-13  
 Bracket, Angle, Keeper, Cable, 3-29, 3-33  
 Bracket, Arm, Sba, 3-29, 3-33  
 Bracket, Brake, Front, 2-13  
 Bracket, Brg, 2-11  
 Bracket, Bumper, 2-45  
 Bracket, Bumper, Lh, Squeegee [T17], 3-73  
 Bracket, Bumper, Rh, Squeegee [T17], 3-73  
 Bracket, Catch, Cover, Saftey Rod, 3-39  
 Bracket, Ele, Cb, 2-15  
 Bracket, Fire Extinguisher, 3-88  
 Bracket, Front, Battery, 3-81, 3-83, 3-85  
 Bracket, Latch [T17], 2-53  
 Bracket, Latch, Cover, 3-87  
 Bracket, Latch, Dbl Scb, Sqge, Side, 2-33, 2-35  
 Bracket, Latch, Lh, 3-39  
 Bracket, Latch, Lh Panel [T17], 2-45  
 Bracket, Latch, Rh, 3-39  
 Bracket, Mount, Sba Valve, 3-21  
 Bracket, Mtg, Contactor, 2-55  
 Bracket, Mtg, Cover, Recvy Tank, 2-41  
 Bracket, Mtg, Filter Hsg, 2-39  
 Bracket, Mtg, Fitting, Qdc, 3-55, 3-57  
 Bracket, Mtg, Ftg, Auto Fill, 3-55, 3-57  
 Bracket, Mtg, Hose, 2-43  
 Bracket, Mtg, Steering, 3-11  
 Bracket, Mtg, Tank, Detergent, 3-61  
 Bracket, Mtg, Tank, Recvy, Lh, 2-41  
 Bracket, Mtg, Tank, Recvy, Rh, 2-41  
 Bracket, Mtg, Tank, Soltn, Front, 2-37  
 Bracket, Mtg, Tank, Soltn, Rh, 2-37  
 Bracket, Mtg, Valve, Drain, 3-75  
 Bracket, Pawl, Handle, 2-37  
 Bracket, Protector, Float Switch, 2-41, 3-59  
 Bracket, Pump, 3-21, 3-63  
 Bracket, Retain, Hinge, Cover, 2-41  
 Bracket, Retainer, Spring, 2-3, 2-5  
 Bracket, Sppt, Hose, Drain, 2-41  
 Bracket, Strainer, Pump, Es, 3-59  
 Bracket, Valve, Large, 4-3  
 Brake Assy, Drum, Mech, 07.9d [6600], 2-23

## CROSS REFERENCE

- Brake Kit, Repair, 2-23  
Brake Rod Kit, Afmkt [T17], 2-23  
Brush Assy, Disk, Scrub, 16.0 D, Polypropylene, 2-5  
Brush Assy, Disk, Scrub, 16.0D, Heavy Duty Polypropylene, 2-5  
Brush Assy, Disk, Scrub, 16.0D, Nylon, 2-5  
Brush Assy, Disk, Scrub, 16.0D, Super Abrasive, 2-5  
Brush Assy, Disk, Scrub, 20.0 D, Nylon, 2-3  
Brush Assy, Disk, Scrub, 20.0 D, Polypropylene, 2-3  
Brush Assy, Disk, Scrub, 20.0 D, Super Abrasive, 2-3  
Brush Kit, Motor, Fan, 2-45, 3-41  
Brush, Disk, Sweep, 19.0D, Polypropylene, 2-5  
Brush, Disk, Swp, 19.0d, Pyp, 3-27, 3-31, 3-47  
Brush, Scrub, 39l, 20sr, Nylon, Spl, 2-3  
Brush, Scrub, 39l, 20sr, Polypropylene, Spline, 2-3  
Brush, Scrub, 39l, 20sr, Super Abrasive, Spline, 2-3  
Brush, Sweep, 28L, Wedge, Polypropylene, 2-5  
Brush, Swp, 28l, Wedge, Pyp, Spl, 3-43  
Bumper Kit, Rear, Afmkt [T17], 2-7  
Bumper, Rbr, 1.0d 0.38th .25-20, 2-45  
Bumper, Rbr, 1.5d 0.63 0.31h, 3-39, 3-47  
Bumper, Strip, 1.0, 2-7  
Bumper, Ure, 1.50d 1.25l, 3-73  
Busbar, 200a, 2-55  
Bushing, Flex, Ure, 3-47  
Bushing, Flng, 0.44b 1.25d 0.25l, 2-49  
Bushing, Flng, 0.50b 0.59d 0.25l, 3-15  
Bushing, Flng, 0.50b 0.59d 0.38l, 2-25  
Bushing, Flng, 0.63b 0.72d 0.25l, 2-47  
Bushing, Flng, 0.63b 0.75d 0.38l, 2-33, 2-35, 2-47  
Bushing, Flng, 0.88b 1.0d 0.37l, 2-25  
Bushing, Flng, 0.88b 1.0d 0.50l, 2-25  
Bushing, Flng, 1.00b 1.13d 0.75l, 2-13  
Bushing, Flng, 1.00b 1.13d 1.00l, 3-15  
Bushing, Flng, 1.25b 1.41d 0.50l, 2-25  
Bushing, Flng, 1.75b 1.94d 1.50l, 3-15  
Bushing, Sleeve, 0.63b 0.72d 0.38l, 2-33, 2-35  
Bushing, Sleeve, 1.00b 1.13d 1.750l, Fgl, 3-69  
Bushing, Sleeve, Flng, 0.40b 0.625d 1.62l, Ss, 2-47
- C**
- Cable Assy, 2ga, Power [T17], 2-55  
Cable, 04ga 6.9l Blk [M6 Ring/M6 Ring], 2-55  
Cable, 04ga 9.8l Blu [M5 Ring/M6 Ring], 2-55  
Cable, 1/0ga 48.2l Blk [M9 Ring/.25 Ring], 3-77  
Cable, Battery, 1/0ga [M8 Ring/M6 Ring], 2-55  
Cable, Battery, 1/0ga [Telem, T17], 3-77  
Cable, Glv .06d 012.0l .26eye /.26eye, 3-73  
Cable, Glv .13d 010.0l .52eye /.52eye, 2-7  
Cable, Push / Pull, 052.6L .25-28/.25-28, 2-23  
Cable, Ss .12d 22.6l .2clevis / .2clevis, 2-47  
Cable, Ss, .09d 10.35l .38eye/M6-1.0, 3-29, 3-33  
Cable, Ss, .09d 7.87l .50eye/.50eye, 3-29, 3-33  
Cam, Adj, Brush, 2-31  
Cam, Rear, 2-51  
Cap, Hub, Dust, 2.57d 0.77l, 2-23  
Cap, Tank, 3-61  
Capacitor, Plug [.01 Uf, 200v], 3-63  
Caster Assy, Sq, Rear, Afmkt [T17], 1-1  
Caster, Assy, Sq, Rear, Afmkt [T17], 2-49  
Chain, Double, 3/8 Pitch, Transmission, 2-21  
Chain, Rlr, 35 X 41 Pitches, 2-11  
Channel Assy, Lift, Sba, Afmkt [T17], 3-15  
Channel Wldt, Bumper, 2-7  
Channel Wldt, Bumper, Ballast, Painted, 3-86  
Channel Wldt, Steering, 2-9  
Charger Kit, 36vdc/80a, 200-240vac 1ph, 3-83, 3-85  
Charger Kit, 36vdc/80a, 200-240vac 1ph (International Only), 3-83, 3-85  
Charger Kit, 36vdc/80a, 200-240vac 3ph, 3-83, 3-85  
Charger, 36vdc/100a, 200-240vac 3ph, 3-83, 3-85  
Charger, 36vdc/120a, 380-415vac 3ph (International Only), 3-83, 3-85  
Charger, 36vdc/120a, 480vac 3ph, 3-83, 3-85  
Charger, 36vdc/80a, 200-240vac 1ph, 3-81  
Charger, 36vdc/80a, 200-240vac 1ph (International Only), 3-81  
Charger, 36vdc/80a, 200-240vac 3ph, 3-81  
Circuit Board Kit, Ec-H2o, Afmkt [T17], 4-3  
Circuit Board Kit, H2O, Afmkt [T17], 2-55, 3-35  
Circuit Board Kit, H2o, Afmkt [T17], 3-49  
Circuit Board Kit, Sba, Afmkt [T17], 3-23  
Circuit Board Kit, Scrub, Afmkt [T17], 2-55  
Circuitbreaker, 02.5a, Resetable, 2-55, 3-3, 3-5, 3-7, 3-23, 3-49, 3-63  
Circuitbreaker, 15.0a, Resetable, 3-3, 3-5, 3-11, 3-49, 3-69  
Circuitbreaker, 15a, Resetable, 3-7  
Circuitbreaker, 20.0a, Resetable, 3-35  
Circuitbreaker, 35.0a, Resetable, 3-23  
Circuitbreaker, 50.0a, Resetable, 3-49  
Circuitbreaker, 60.0a, Resetable, 2-55  
Clamp Bracket, Distribution, 2-29  
Clamp Wldt, Rear, 2-51  
Clamp, Cable, Nyl, 0.31d, Blk, 2-53  
Clamp, Cable, Nyl, 0.62d, Nat, 3-77  
Clamp, Cable, Ss, 0.50d X 0.50w [Insul], 2-27  
Clamp, Cable, Stil, 0.56D X 0.38W, 1 Hole, 3-17  
Clamp, Cable, Stil, 0.63d X 0.50w, 1hole, 3-69  
Clamp, Cable, Stil, 0.63d X 0.75w, 1hole, 2-41  
Clamp, Cable, Stil, 0.75d X 0.75w, 1hole, 2-27  
Clamp, Cable, Stil, 0.90D X 0.62W, 1 Hole, 2-55  
Clamp, Cable, Stil, 0.90d X 0.62w, 1hole, 2-53, 3-77  
Clamp, Cable, Stil, 1.00d X 0.75w, 1hole, 2-15  
Clamp, Cable, Stil, 3.25d X 1.00w, 1hole, 2-43  
Clamp, Hose, Wormdrive, , 0.25-0.62D, .31W, 3-63  
Clamp, Hose, Wormdrive, 0.25-0.62d, .31w, 3-21, 3-61, 3-63, 3-65, 4-3  
Clamp, Hose, Wormdrive, 0.31-0.88d, .31w, 3-59, 3-69, 4-3  
Clamp, Hose, Wormdrive, 0.56-1.06d, .56w, 2-27, 2-29, 3-21, 3-55, 3-57, 3-59  
Clamp, Hose, Wormdrive, 0.81-1.50d, .50w, 2-39, 3-55, 3-57  
Clamp, Hose, Wormdrive, 1.06-2.00d, .56w, 2-39  
Clamp, Hose, Wormdrive, 1.56-2.50d, .50w, 3-75  
Clamp, Hose, Wormdrive, 2.62-3.50d, 3-21  
Clamp, Hose, Wormdrive, 4.63-5.50, 0.5w, 2-43, 3-75  
Clamp, Hose, Wormdrive, 5.56-6.50d, .56w, 2-45  
Clamp, Valve, U-Bolt, 3-75  
Clevis, 0.31d X 0.75l, 2-33, 2-35  
Clevis, Adj, 0.25pin, 0.25-28 Rh, Pl, 2-13, 2-23  
Clevis, Adj, 0.38pin, 0.31-24, Lh, Pl, 2-23  
Clevis, Adj, 0.38pin, 0.31-24, Pl, 2-23  
Clip, Grip, Finger, 0.31-0.75d, Nk Pl, 3-41  
Clip, Grip, Hose, 0.75 - 1.12, Stil, Blk, Vyl, 3-71  
Clip, Tie, 0.25d, Plstc, 2-9, 2-15, 2-39, 2-55, 3-7, 3-19, 3-21, 3-27, 3-29, 3-31, 3-33, 3-61, 3-77  
Connector Kit, Tubing, 4-5  
Connector, 350a, Gray, 2-55, 3-81, 3-83, 3-85  
Contactor, 36vdc, 100a, Sp, No, 2-15  
Contactor, 36vdc, 200a, Spst, 2-55  
Controlbox Assy, Telem [Canada], 3-77  
Controlbox Assy, Telem [Usa], 3-77  
Controller, Propel [Ac, 36v, 275a], 2-15  
Controller, Steering, 36v, 3-11  
Cord, Battery Cover [T17], 2-53  
Coupling Wldt, Sqge, Front, 2-49

Coupling Wldt, Sqge, Rear, 2-49  
 Cover Assy, Battery, Tj [T17] (Japan Only), 2-53  
 Cover Assy, Rec Tank, Afmkt [T17], 2-41  
 Cover Assy, Rec Tank, Tj Afmkt [T17] (Japan Only), 2-41  
 Cover Assy, Tank, Sol, Afmkt [T17], 2-37  
 Cover Assy, Tank, Sol, Tj Afmkt [T17] (Japan Only), 2-37  
 Cover Kit, Belt, Cyl, Afmkt [T7] (2 Kits Required), 2-31  
 Cover Wldt, Sba, 3-19  
 Cover, Battery, Top, Afmkt [T17], 2-53  
 Cover, Belt, 2-31  
 Cover, Belt, Pre-Sweep, 3-43  
 Cover, Enclosure, Electrical, 2-55  
 Cover, Handle, 2-51, 3-29, 3-33  
 Cover, Module, Light, 3-5  
 Cover, Motor, Preswp, Afmkt [T17], 3-47  
 Cover, Motor, Sba, Afmkt[T17], 3-17  
 Cover, Ohg, Trim, Lh, 3-9  
 Cover, Ohg, Trim, Rh, 3-9  
 Cover, Plug, Idler, 2-31  
 Cover, Presweep (As Trimmed) [T17], 3-39  
 Cover, Preswp, Afmkt [T17], 3-39  
 Cover, Side Rh, Afmkt [T17], 2-53  
 Cover, Side, Lh, Afmkt [T17], 2-45  
 Cover, Sidebrush, Sweeping, 3-27, 3-31  
 Cover, Transmission, 2-21  
 Crank Replacement Kit, 4-5  
 Cuff Assy, Outer, Drain Hose, 2-43  
 Cuff, Adapter, 1.75 X 2.50, Pvc, 3-71  
 Cuff, Adapter, 2.75 X 3.00, Pvc, 2-51  
 Cuff, Hose, 5.0 / 2.0 Id, 3-75

**D**

Device, Centering, 2-3, 2-5  
 Diode, Ele, Plug, 2-15, 3-69  
 Disk, Pad Drive, W/ Face, 20d, 2-3  
 Disk, Pad Driver, W/Face, 16D, 2-5  
 Door Assy, Idler, Cyl, Afmkt [T17] (2 Kits Required), 2-31  
 Door Wldt, Brush, Lh, 2-7  
 Door Wldt, Brush, Rh, 2-7  
 Door Wldt, Mtg, Sba, 3-19  
 Driver Assy, Pad, 16D, 2-5  
 Driver Assy, Pad, 20.0D, 2-3  
 Drum, Cable, Lift, 2-47  
 Dvd, Operator [T17], 3-89

**E**

Ec-H20 Module Kit, Afmkt [T17] (See Breakdowns), 3-63  
 Ec-H2o Module Kit, Afmkt [T17], 4-3  
 Electrode, 5 Plate, High Flow, 4-3  
 Electrode, Cylindrical, 4-3  
 Extinguisher, Fire, 2.5 Lb Dry, 3-88

**F**

Fan, Vacuum, 6.6d, 036vdc, 1 Stage [Bpt], 2-45, 3-41  
 Fastener, 11.00l [Hook & Loop], 2-51  
 Fastener, 8.0l [Hook And Loop], 3-63  
 Filter, Panl, Dust, 2.0 X 06.1 X 07.6, 1-1, 2-41  
 Filter, Screen, 080 Mesh, In-Line, 2-39  
 Filter, Soltn, 080mesh, Pm12 3.2d 17.5l, 3-57  
 Filterbox Wldt, Presweep, 3-41  
 Fitting, Brs, E90, Bm06/Pm06, Short, 3-69  
 Fitting, Brs, E90, Em08/Pm06, 3-69  
 Fitting, Brs, E90, Pf06/Pm06, Spcl, 3-69  
 Fitting, Brs, Qdc, Bm12/Qf08, 3-55, 3-57  
 Fitting, Brs, Qdc, Pf08, 3-55, 3-57  
 Fitting, Brs, Snubber, Pm02/Pf02, 3-63  
 Fitting, Brs, Str, Bm06/Pm02, 4-3  
 Fitting, Brs, Str, Pf06/Pm12, 3-69  
 Fitting, Brs, Str, Pm02, Plug [Skhd], 3-63  
 Fitting, Brs, Str, Pm08/Garden Hose, 3-55, 3-57  
 Fitting, Coupler, Hose, Shank, Fem, 3-75  
 Fitting, Grease, Str Pm04 .47l, 2-21  
 Fitting, Pipe, Plug, Pm08, Sq Head, 3-55  
 Fitting, Plstc, E90, Bm04 Cplg Male, 3-63  
 Fitting, Plstc, E90, Bm04/Pm04, Nyl, 3-65  
 Fitting, Plstc, E90, Bm05/Pm02, Nyl, 4-3  
 Fitting, Plstc, E90, Bm06, Cplg Male, 3-21  
 Fitting, Plstc, E90, Bm06/Bm06, 3-61  
 Fitting, Plstc, E90, Bm06/Pm04, Nyl, 3-63  
 Fitting, Plstc, E90, Bm06/Pm06, Nyl, 3-21, 3-61, 3-63, 3-65  
 Fitting, Plstc, E90, Bm08/Bm08, 3-69  
 Fitting, Plstc, E90, Bm08/Pm06, 3-69  
 Fitting, Plstc, E90, Bm10/Pm06, 3-21  
 Fitting, Plstc, E90, Bm10/Pm12, 3-59  
 Fitting, Plstc, E90, Bm12/Pm08, 3-55, 3-57  
 Fitting, Plstc, E90, Bm12/Pm12, 3-57, 3-59  
 Fitting, Plstc, E90, Bm16/Pf8, 3-55, 3-57  
 Fitting, Plstc, E90, Bm16/Pm12, 2-39  
 Fitting, Plstc, E90, Bm16/Pm16, 2-39  
 Fitting, Plstc, Pf04/Pf04/Pf04, 3-65  
 Fitting, Plstc, Pf12/Pf12, Bh, 2-37, 3-59  
 Fitting, Plstc, Rst, 3-65  
 Fitting, Plstc, Rst, Main Head, 3-65  
 Fitting, Plstc, Str, Bm04, Cplg, Male, 3-63, 3-65  
 Fitting, Plstc, Str, Bm04, Cplg, Fem[Tco], 3-65  
 Fitting, Plstc, Str, Bm04/Bm06, 3-63, 3-65  
 Fitting, Plstc, Str, Bm05, Cplg, Fem, 3-63, 3-65  
 Fitting, Plstc, Str, Bm06, Cplg Fem, 3-21  
 Fitting, Plstc, Str, Bm06, Cplg, Fem, 3-63, 3-65  
 Fitting, Plstc, Str, Bm06, Cplg, Male, 3-63  
 Fitting, Plstc, Str, Bm06/Bm06, 3-21, 3-61  
 Fitting, Plstc, Str, Bm06/Pm06, 3-21, 3-63  
 Fitting, Plstc, Str, Bm10/Pm12 [Nylon], 3-59  
 Fitting, Plstc, Str, Bm12/Pm08, Nyl, 3-57  
 Fitting, Plstc, Str, Bm12/Pm12, 2-39

Fitting, Plstc, Str, Pf12/Pf12, 3-59  
 Fitting, Plstc, Str, Pm04, Cplg, Mal[Tco], 3-65  
 Fitting, Plstc, Str, Pm04/Pm04, 3-65  
 Fitting, Plstc, Str, Pm08/Pm08, 3-55, 3-57  
 Fitting, Plstc, Str, Pm12/Pm12 Close, 3-55, 3-57  
 Fitting, Plstc, Tee, Bm04/Bm04/Bm04, 2-27  
 Fitting, Plstc, Tee, Bm06/Bm06/Bm06, 3-65  
 Fitting, Plstc, Tee, Bm16/Pf12/Bm16, Br, 3-55, 3-57  
 Fitting, Plstc, Tee, Pf08/Pf08/Pf08, 3-55, 3-57  
 Fitting, Plug, Pm06, Hdpe, 2-39  
 Fitting, Stl, Pm04/Pm02/Pm04/Pm02, Spcl, 3-63  
 Fitting, Stl, Str, Bm06/Pm06, Swivel, 3-69  
 Fitting, Swivel, Str, Pf06/Pm06, Brs, 3-69  
 Flap, Resistor, Check Valve, 3-59  
 Flapper, Valve, Pump, Water, 3-59  
 Frame Wldt, Brush, Pre-Sweep, 3-41  
 Frame Wldt, Main [T17], 2-7  
 Fuse, 002a, 250vdc, Cartridge, 3-77  
 Fuse, 100a, 0.88 2.4l, 125volt, 2-55  
 Fuse, 150a, 0.88 2.4l [Slo-Blo], 2-55

**G**

Gasket, .25 1.88d 1.0id [Poron], 3-59  
 Gasket, .75, 03.94w 04.92l, Adh[Nitrile], 3-41  
 Gasket, .75, 03.94w 08.58l, Adh[Nitrile], 3-39  
 Gasket, Base, Module, 3-5  
 Gasket, Belt, Cover, 2-31  
 Gasket, Box, Filter, 3-39  
 Gasket, Steering, Transmission, 2-21  
 Gasket, Ure, .16, 3.23id 3.63od, 2-51  
 Grip, Handle, Valve, 3-75  
 Grip, Lock, 2-51  
 Grommet, Blind, 4-3  
 Grommet, Pye, 0.37id, F/1.5h, .13 Matl, 3-61  
 Grommet, Rbr, 0.62id, F/0.9h, .12 Matl, 3-7  
 Grommet, Rbr, 1.31id, F/1.6h, .12 Matl, 2-9  
 Guard Wldt, Top, Ohg, 3-9  
 Guard, Light, Revl / Strobe, 3-7  
 Guide, Cable, Sqge Lift, 2-47  
 Guide, Sqge, Side, 2-33, 2-35

**H**

Handle, 2-37  
 Handle Kit, Wand, Afmkt, 3-71  
 Handle, Door, 3-41  
 Handle, Panel, 2-15  
 Handle, Valve, 3-75  
 Harness, Cable, Propel Motor [T17], 2-15

## CROSS REFERENCE

Harness, Ele , [Side Sweep, T17], 3-37  
Harness, Ele [Ec-H20, T12], 3-66  
Harness, Ele [Power Steering, T17], 3-13  
Harness, Ele [Presweep, Base, T17], 3-52  
Harness, Ele [Presweep, Head, T17], 3-52  
Harness, Ele [Side Scrub, T17], 3-25  
Harness, Ele [Telemetry, T17], 3-77  
Harness, Ele, Ech2o [T12 Module], 4-3  
Harness, Ele, Ohg [T12], 3-7  
Harness, Ele, Propel Motor [T17], 2-15  
Harness, Ele, Scrub motors [T17, Ferrite], 2-65  
Harness, Main, Ele [T17], 2-65  
Harness, Wire, Alarm / Light [T16], 3-5  
Head Wldt, Disk, 2-27  
Hinge Wldt, [T12], 2-45, 2-53  
Hinge Wldt, Cover, Battery [T17], 2-53  
Hinge Wldt, Rh [T17], 2-53  
Hinge, .25pin .07 2.5w 16.0l, Pl, 3-39  
Hinge, Wldt, Lh, 2-45  
Holder Wldt, Blade, Lh, 2-35  
Holder Wldt, Blade, Lh (Repl by 9013757), 2-35  
Holder Wldt, blade, Rh, 2-33  
Holder Wldt, Blade, Rh (Repl by 9013756), 2-33  
Hook Wldt, Latch, 2-31  
Hopper, Debris, Trimmed, 2-29  
Hopper, Pre-Sweep, Rm-Cptl, Trimmed, 3-41  
Hopper, Preswp, Afmkt [T17], 3-41  
Horn, 36vdc, 110dba, 2-7  
Hose Assy, Drain, 3.0 Id 35 L, 1-1, 2-43  
Hose Assy, Drain, 3.0 Id 64 L, 2-43  
Hose Assy, Rear Squeegee, 1-1, 2-51  
Hose Assy, Sqge, W/2cuff, 3-71  
Hose Assy, W/1 Cuff, 2.0 Id 120.0 L, 3-75  
Hose Kit, Spray, Afmkt [T17], 3-69  
Hose Trap Assy, 2-51  
Hose, Afmkt, Pvc, Brd, 0.25Id, 01Ft, 2-27, 3-65  
Hose, Afmkt, Pvc, Brd, 0.25Id, 03Ft, 3-63, 3-65  
Hose, Afmkt, Pvc, Brd, 0.25Id, 08Ft, 3-65  
Hose, Afmkt, Pvc, Brd, 0.25Id, 08ft, Clr, 3-63  
Hose, Afmkt, Pvc, Brd, 0.38Id, 02ft, Clr, 3-63  
Hose, Afmkt, Pvc, Brd, 0.38Id, 03ft, Clr, 3-21, 3-65  
Hose, Afmkt, Pvc, Brd, 0.38Id, 08ft, Clr, 3-21, 3-63  
Hose, Afmkt, Pvc, Brd, 0.38Id, 20ft, Clr, 3-61  
Hose, Afmkt, Pvc, Brd, 0.50Id, 12ft, Clr, 3-69  
Hose, Afmkt, Pvc, Brd, 0.62Id, 02ft, Clr, 3-21  
Hose, Afmkt, Pvc, Brd, 0.62Id, 08ft, Clr, 3-59  
Hose, Afmkt, Pvc, Brd, 0.75Id, 03ft, Clr, 3-59  
Hose, Afmkt, Pvc, Brd, 01Ft, Clr, 4-3

Hose, Afmkt, Pvc, Wir, 0.75 Id, 03Ft, Clr, 2-27  
Hose, Afmkt, Pvc, Wir, 0.75Id, 03ft, Clr, 2-29  
Hose, Afmkt, Pvc, Wir, 0.75Id, 08ft, Clr, 3-55, 3-57  
Hose, Afmkt, Pvc, Wir, 1.00Id, 01Ft, Clr, 2-39  
Hose, Afmkt, Pvc, Wir, 1.00Id, 03Ft, 3-55, 3-57  
Hose, Pvc, Brd, 0.38Id, 01Ft, Clr, 4-3  
Housing Wldt, Brg, Pre-Sweep, 3-43  
Housing Wldt, Pivot, 3-47  
Housing Wldt, Sba, Lh, 3-33  
Housing Wldt, Sba, Rh, 3-29  
Housing Wldt, Scb, Cyl, 2-29  
Housing, Bottom, 4-3  
Housing, Flng, Brg, 3-45  
Housing, Input [As Machined], 2-21  
Housing, Output, Machined, 2-21  
Housing, Sqge, Holder, Wheel, F/609648, 3-71  
Housing, Upper, Module, High Flow, 4-3  
Hub, Drive, Brush, Disk, 0.75b [6t], 2-27, 3-17  
Hub, Drive, Brush, Disk, 3 Hole 5.8Bc, 2-5

### I

Inductor, 12.7Mm [156 Imp At 25Mhz], 3-11, 3-43  
Inductor, 36.2 Mml, Rnd [Ferrite 1-300Hz], 3-13  
Inductor, Ferrite [spit Case, 220@100Hz], 3-47  
Instr, Use&Care, Wallchart [T17], 3-89  
Iron Gray S/G  
Enamel12.8oz[lcm101-00517], 1-1

### K

Key, Ignition, Sgl, 1-1, 2-15  
Key, Sq, 0.19 X 0.19, 0.75l, 2-31, 3-43, 3-45  
Key, Sq, 0.19 X 0.19, 1.00l, 2-11  
Key, Sq, 0.25 X 0.25, 1.00l, 2-27, 3-17  
Key, Sq, 05mm X 05mm, 25mml, 2-31, 3-43  
Kit, Hose, Watering, Battery, 20ft, 3-81, 3-83, 3-85  
Knob Assy, Star, 3.21d 5ear M8, 3-45  
Knob, Adj, Caster, 2-49  
Knob, Caster, 2-49  
Knob, Star,, 3-71  
Knob, Star, 1.50d 0.88l 3ear M8x1.25 Fem, 3-45, 3-47  
Knob, Star, 3.21d 5ear 4.45l M10x1.5, 2-49  
Knob, Star, 3.21d 5ear M10, 2-49

### L

Label Kit, Info/Hzrd Polycarbonate [T17], 2-66  
Label Kit, Info/Hzrd Polycarbonate TJ [T17] (Japan Only), 2-66  
Label Set, Info/Hzrd Vinyl [T17], 2-66  
Label Set, Info/Hzrd Vinyl TJ [T17] (Japan Only), 2-66  
Label, Circuit Breaker, 2-15, 2-55  
Label, Date Code [Ec-H2o], 4-3  
Label, Direction [Ec-H2o], 4-3  
Label, Hole, Cover, Recvy Tank, 2-41  
Label, Logo, 05.75l 2color [Es], 2-66  
Label, Logo, 12.3l 4color [Ec-H2o], 2-66  
Label, Module [Nsf, Ec-H2o], 4-3  
Label, Opertnl, Console, Lh, 2-15  
Label, Opertnl, Console, Rh, 2-15  
Label, Opertnl, Console, Rh, W/Pre-Sweep, 3-49  
Label, Opertnl, Telem [Fcc/lc], 3-77  
Label, Opertnl, Vacuum Wand Handle, 3-71  
Lamp, Bulb, Strobe, 3-5, 3-7  
Latch, 2-31, 2-45, 2-53, 3-87  
Latch W/ Keeper, 3-39  
Latch, Cmpr, Yel Grip, 2-33, 2-35  
Latch, Compression, Sqge, Sba, 3-17  
Lens, Amb, F/ Revl / Flasher, 3-5, 3-7  
Lens, Blu, F/ Revl / Flasher, 3-5, 3-7  
Lens, Red, F/ Revl / Flasher, 3-5, 3-7  
Lever Wldt, Adj, Sba, 3-29, 3-33  
Lever Wldt, Sqge Lift, Pulley, 2-47  
Lift Wldt, Sqge, Pulley, 2-47  
Light Assy, Led, 3-5  
Light Assy, Pre-Sweep, Afmkt, 3-3, 3-39  
Light Kit, Strobe, Module CI [T17], 3-5  
Light Kit, Strobe, Ohg, Ci [T17], 3-7  
Light, Strobe, Amb, 12-48vdc, Rwk, 3-5, 3-7  
Link Assy, Lift, Head, Afmkt [T17], 2-25  
Link Kit, Sq, Rear, 1 Link, Afmkt [T17], 2-49  
Link Kit, Upper, Sba, Afmkt [T17], 3-15  
Link Wldt, Brake, 2-13  
Link, Chain, Rlr, 35, 2-11  
Lip, Tray, Debris, 2-29

### M

Magnet, Latch, Brush Door, 2-7  
Manifold, Bar, Spray, 2-29  
Manifold, Sba, 3-21  
Manifold, Soltn, 2-27  
Manifold, Solution Delivery, Main, 2-39  
Manual, Oprtr [T17 Ele, Cn], 3-89  
Manual, Oprtr [T17 Ele, En, Na], 3-89  
Manual, Oprtr [T17 Ele, Es, Na], 3-89  
Manual, Oprtr [T17 Ele, Fr, Na], 3-89  
Manual, Oprtr [T17 Ele, Jp], 3-89  
Manual, Oprtr [T17 Ele, Ptb], 3-89  
Manual, Parts [T17 Ele, En, Na/Int], 3-89  
Manual, Service Info [T17 Ele, En], 3-89

Marker, Corner, 3-47  
 Mesh Assy, Cloth [T17], 2-37  
 Mess Assy, Cloth, 3-71  
 Molding, Afmkt, Trim, Pvc, .00 .06, 03ft, 2-55  
 Motor Assy, Cyl, Afmkt [T17], 2-31  
 Motor Assy, Disk, Afmkt [T17], 2-27  
 Motor Assy, Steering, Power, 12v, 3-11  
 Motor Replmt kit, Drive [T17], 2-21  
 Motor, Ele, 36 Vdc, 350 Rpm 1.25 Hp Gear, 3-17  
 Motor, Ele, 36vdc 0.08hp 0068rpm Gear Lh, 3-31, 3-47  
 Motor, Ele, 36vdc 0.08hp 0068rpm Gear Rh, 3-27, 3-47  
 Motor, Ele, 36vdc 1750rpm 1.00hp 22.0a, 3-43  
 Motor, Ele, 36vdc, 1750 Rpm 1.5hp, 2-31  
 Motor, Ele, 36vdc, 350 Rpm 1.5hp Gear, 2-27  
 Mount Wldt, Motor, Sba, 3-31  
 Muffler, Vacfan, 11.0 L, 2-45

**N**

Nameplate, Tennant, Domed, 2-9  
 Nozzle, Spray, Gun, 3-69  
 Nut, Compression, 2.25-12, Abs, 3-71  
 Nut, Hex, Flng, M5 X 0.80, 3-21  
 Nut, Hex, Flng, M8 X 1.25, 2-11, 3-39  
 Nut, Hex, Jam, .25-28, 2-13, 2-23  
 Nut, Hex, Jam, .31-24, 2-23  
 Nut, Hex, Jam, 1.12-12, 2-11  
 Nut, Hex, Jam, M10 X 1.5, [Din439], 3-15  
 Nut, Hex, Lock, .31-18, NI, Ss, 2-17, 2-19  
 Nut, Hex, Lock, .50-13, NI, Ss, 2-49  
 Nut, Hex, Lock, M10 X 1.5, NI, 3-9, 3-73  
 Nut, Hex, Lock, M10 X 1.5, NI, Ss, 2-47, 2-49, 2-51, 3-15  
 Nut, Hex, Lock, M12 X 1.75, NI, 2-23  
 Nut, Hex, Lock, M12 X 1.75, NI, Ss, 2-25  
 Nut, Hex, Lock, M3 X 0.50, NI, Ss, 3-39  
 Nut, Hex, Lock, M4 X 0.70, NI, 3-39, 3-41  
 Nut, Hex, Lock, M4 X 0.70, NI, Ss, 3-61, 4-3  
 Nut, Hex, Lock, M5 X 0.80, NI, 3-5, 3-7, 3-41, 3-77, 3-79  
 Nut, Hex, Lock, M5 X 0.80, NI, Ss, 2-33, 2-35, 2-55, 3-59, 3-63, 3-69, 3-88  
 Nut, Hex, Lock, M6 X 1.00, NI, 2-47, 2-55, 3-39, 3-45, 3-69, 3-73  
 Nut, Hex, Lock, M6 X 1.00, NI, Ss, 2-7, 2-13, 2-25, 2-33, 2-35, 2-47, 3-29, 3-33, 3-41, 3-59, 3-77, 3-79  
 Nut, Hex, lock, m8 X 1.25, ml, Ss, 2-41  
 Nut, Hex, Lock, M8 X 1.25, NI, 2-11, 2-53, 3-41, 3-69  
 Nut, Hex, Lock, M8 X 1.25, NI, Ss, 2-7, 2-33, 2-35, 2-37, 2-41, 2-43, 3-15, 3-29, 3-33, 3-43, 3-45, 3-47, 3-55, 3-57, 3-61, 3-75, 3-79  
 Nut, Hex, Sltd, 1.00-20, 2-23  
 Nut, Hex, Std, .25-20, 2-7, 2-45, 2-55

Nut, Hex, Std, M10 X 1.50, Ss, 2-49  
 Nut, Hex, Std, M10-1.5 , Ss, 2-49  
 Nut, Hex, Std, M5 X 0.80, 8, 2-31  
 Nut, Hex, Std, M6 X 1.00, 8, 2-15  
 Nut, Hex, Std, M6 X 1.00, Ss, 3-29, 3-33  
 Nut, Hex, Std, M8 X 1.25, Ss, 2-33, 2-35, 2-51, 3-39, 3-43, 3-47  
 Nut, T, M10 X 1.50 X 0.62od X 0.5l, 2-51  
 Nut, T, M10 X 1.50 X 15.80od X 13.0l, 2-33, 2-35  
 Nut, U, M8 X 1.25 4-7 Thk, 2-9

**O**

Off Whites/G  
 Acrylic12.8oz[Acm101-00171], 1-1

**P**

Pad, Buff, 16.0d, Red [1 Pick = 1 Pad], 2-5  
 Pad, Buff, 20.0d, Red [1 Pick = 1 Pad], 2-3  
 Pad, Pedal, Brake, 2.79l 1.84w .75t, 2-13  
 Pad, Polish, 16.0d, White [1 Pick = 1 Pad], 2-5  
 Pad, Polish, 20.0d, White [1 Pick = 1 Pad], 2-3  
 Pad, Scrub, 16.0d, Blue [1 Pick = 1 Pad], 2-5  
 Pad, Scrub, 20.0d, Blue [1 Pick = 1 Pad], 2-3  
 Pad, Stop, Rbr, 2-25  
 Pad, Stripping, 16.0d, Black [High Prod] [1 Pick = 1 Pad], 2-5  
 Pad, Stripping, 16.0d, Brown [1 Pick = 1 Pad], 2-5  
 Pad, Stripping, 20.0D, Black [High Prod][1 Pick = 1 Pad], 2-3  
 Pad, Stripping, 20.0d, Brown [1 Pick = 1 Pad], 2-3  
 Pad, Surf Prep, 16.0d, Maroon [1pick=1pad], 2-5  
 Pad, Surf Prep, 20.0D Maroon, [1Pick=1Pad], 2-3  
 Paint, Airdry, Blk, 12oz, 1-1  
 Paint, Airdry, Gray, 12oz [Enamel], 1-1  
 Panel Assy, Cyl, Afmkt [T17], 2-31  
 Panel Kit, Pod, Afmkt [T17], 2-11  
 Panel Wldt, Cover, Brush, 2-7  
 Panel Wldt, Enclosure, Electrical, 2-55  
 Panel, Access, Na, Afmkt [T17], 2-15  
 Panel, Access, Tj, Afmkt [T17], 2-15  
 Panel, Console, Lh, 2-15  
 Panel, Console, Rh, 2-15  
 Parts Kit, Extinguisher, Fire, Ci, 3-88  
 Pawl, Ratchet, 3-69  
 Pedal Assy, Accelerator, W/O Brake, 4-4  
 Pedal Assy, Accelerator, W/O Brake (See Breakdowns), 2-9  
 Pedal Wldt, Brake, Parking, 2-13  
 Pedal, Foot, W/ Tread, 4-4  
 Pin Wldt, Follower, 2-21  
 Pin, 0.43d 2.75l [303ss], 2-51

Pin, 0.63d, 02.0l [W/Cbore, M8 Screw], 2-51  
 Pin, Axle, Brg, 3-71  
 Pin, Clevis, 0.19d X 0.63l, 2-47  
 Pin, Clevis, 0.25d X 0.79l, 2-13, 2-23  
 Pin, Clevis, 0.31d X 2.62l, 2-47  
 Pin, Clevis, 0.37d X 1.00l, 2-23  
 Pin, Clevis, 0.37d X 1.25l, 2-13  
 Pin, Clevis, 0.37d X 1.75l, 2-47  
 Pin, Clevis, 0.37d X 2.00l, 2-25, 3-15  
 Pin, Clevis, 0.37d X 2.12l, 2-51  
 Pin, Clevis, 0.37d X 2.25l, 2-25, 3-43  
 Pin, Clevis, 0.37d X 3.25l, 3-29, 3-33  
 Pin, Clevis, 0.37d X 4.50l, 3-29, 3-33  
 Pin, Clevis, 0.37d X 6.12l, 3-29, 3-33  
 Pin, Clevis, 0.38D X 1.00L, 2-23  
 Pin, Clevis, 0.50d X 2.62l, 2-47  
 Pin, Clevis, 0.50d X 4.50l, 2-25  
 Pin, Clevis, 0.50d X 5.00l, 2-33, 2-35  
 Pin, Clevis, 0.625d X 1.75l, 3-19  
 Pin, Clevis, 0.62d X 2.91l, 2-47  
 Pin, Clevis, 0.75d X 2.00l, M10 Hole, 2-49  
 Pin, Clevis, 10mmd X 040mml, 3-43  
 Pin, Clevis, Grvd, 0.38d X 1.25l, 2-13  
 Pin, Cotter, .062 X 0.50, 3-43  
 Pin, Cotter, .062 X 0.75, 2-13, 2-23, 2-47  
 Pin, Cotter, .094 X 1.00, 2-13, 2-47, 3-29, 3-33  
 Pin, Cotter, .125 X 1.00, 2-23  
 Pin, Cotter, .125 X 1.25, 2-47  
 Pin, Cotter, .125 X 1.75, 2-23  
 Pin, Cotter, .156 X 1.25, 2-33, 2-35, 2-49  
 Pin, Cotter, Hair, 0.38d .093 Wir, 2-25, 3-15, 3-29, 3-33  
 Pin, Cotter, Hair, 0.75d .148 Wir, 3-19  
 Pin, Hair, Cotter, 0.62d .120 Wir, 3-27, 3-31, 3-47  
 Pin, Hitch, .375d X 3.12l, Pl, 3-73  
 Pin, Hitch, .750d X 7.00l, Pl, 2-7, 3-86  
 Pin, Pivot, Sba, 3-15  
 Pin, Roll, .250d X 0.75l, .250/.256, 2-33, 2-35  
 Pin, Roll, .250d X 2.00l, .250/.256, 3-27, 3-31, 3-47  
 Pivot Arm Kit, Act, Sba, Afmkt [T17], 3-15  
 Pivot Arm Kit, Sba, Afmkt [T12], 3-15  
 Pivot Wldt, 2-29  
 Pivot Wldt, Caster, Sqge, 2-49  
 Pivot, Lift, 2-27  
 Plate Assy, Side, Head, Afmkt [T17], 2-25  
 Plate Wldt, Attachment, Frame, 2-21  
 Plate Wldt, Bearing Clamp, 2-23  
 Plate Wldt, Brg, 2-11  
 Plate Wldt, Mesh, 2-37  
 Plate Wldt, Mtg, Hose-Reel [T17], 3-69  
 Plate Wldt, Mtg, Platform, 2-17  
 Plate Wldt, Nut, M4, 3-39  
 Plate Wldt, Screen, Hppr, 3-39  
 Plate Wldt, Shaft Pedal, 2-13  
 Plate Wldt, Sppt, Brg, 2-11  
 Plate, Adapter, Brush, 3-27, 3-31, 3-47  
 Plate, Arm, Adj, 3-45  
 Plate, Arm, Prop, 2-41

## CROSS REFERENCE

Plate, Door, Battery Rollout [T17], 3-79  
Plate, Doubler, 3-73  
Plate, Guide, Battery Rollout [T17], 3-79  
Plate, Hold-Down, 3-45  
Plate, Hook, Latch, 3-87  
Plate, Latch [T17], 2-45, 2-53  
Plate, Mtg, 2-17  
Plate, Mtg, Tank, Detergent, 3-61  
Plate, Plstc, Bat Rollout, 3-79  
Plate, Prop Rod, [T17], 2-53  
Plate, Retainer, Skirt, 3-41  
Plate, Retainer, Skirt, Lh, 3-45  
Plate, Retainer, Skirt, Rh, Curved, 3-43  
Plate, Retainer, Skirt, Rh, Straight, 3-43  
Plate, Side, Wrap, 2-31  
Plate, Sppt, 2-23, 3-17, 3-43  
Platform Set, Oprtr [T17], 2-17  
Platform, Oprtr, Front, 2-9  
Plug, Adapter, Port, 3-71  
Plug, Circuit Breaker [Carling, 50/60a], 2-55  
Plug, Drive, Brush, 2-31  
Plug, Drive, Brush, Nyl, 3-43, 3-45  
Plug, Holde, Rnd, 0.44H .03-.12, Blk Nyl, 2-55  
Plug, Hole, Rnd, 0.63h 0.1l, Blk, 2-55  
Plug, Hole, Rt, Rocker Switch, .87 X 1.7, 2-15  
Plug, Hole, Soltn Tank, Blk Pyu, 2-37  
Plug, Idler, Brush, 2-31  
Pulley, Cable, 1.5d Nyl, 3-29, 3-33  
Pump, Detgt, 36vdc (See Breakdowns), 3-61  
Pump, Metering Solution, 4-5  
Pump, Soltn, 36vdc, Impeller, 3-59  
Pump, Soltn, Ele, 36vdc, 45psi, 3-69  
Pump, Soltn, Ele, 36vdc, 60psi, 3-21, 3-63

### R

Reel Assy, Hose, Large, 3-69  
Relay, 36Vdc, 005A, Spdt No [Greenwich], 3-5  
Replacement Kit, Bellows, 4-5  
Retainer Assy, Side Sqge, With Latch, 2-33, 2-35  
Retainer Wldt, Side Sqge, With Latch (Repl by 9013756), 2-33  
Retainer Wldt, Side Sqge, With Latch (Repl by 9013757), 2-35  
Retainer Wldt, Sqge, Sba, 3-17  
Retainer, Blade, Sqge, 14.2l (1 set = 2 blades), 3-71  
Retainer, Brg, Iron Gray, 2-31  
Retainer, Housing, Transmission, 2-21  
Retainer, Seal, Door, Vac Fan, 2-45  
Retainer, Shaft, Transmission, 2-21  
Rework, Dust Cap, Valve, Drain, 3-75  
Ring, Compression, 3-71  
Ring, Mtg, Sqge, .38l, 2-51  
Ring, Retaining, Ext, 0.59d, Basic, 2-49, 3-43, 3-45  
Ring, Retaining, Ext, 0.62d, Basic, 3-43

Ring, Retaining, Ext, 0.75d, Hd, 2-11, 2-31  
Ring, Retaining, Ext, 1.00d, Basic, 3-69  
Ring, Retaining, Ext, 1.12d, 2-11  
Ring, Retaining, Ext, 11.5mm Id, 2-21  
Ring, Retaining, Ext, 16.2mm Id, Hd, 2-21  
Ring, Retaining, Int., 3-43  
Rivet, Blind, .156D X 1.07 X .31D, Alm, 3-71  
Rivet, Blind, .188d X 0.53 X .62d, Alm, 2-29  
Rivet, Plstc, .250d X 0.90, 2-27  
Rod Wldt, Safety, Hopper Cover, 3-39  
Rod Wldt, Seat, Battery Cover [T17], 2-53  
Rod-End, M10 X 1.5lh Fem M10 X 1.5stud, 2-49  
Rod-End, M10 X 1.5rh Fem M10 X 1.5stud, 2-49, 3-15  
Rod, Hex, M10, 09.50l, Stil, 2-49  
Rod, Hex, Thd .31-24, 2-Ended, 2-23  
Rod, Thrd, 2end, M8x1.25/ M10x1.5 -02, 2-51  
Rod, Thrd, Full, .25-20 01.5l, 2-55

### S

Screen, Pump, 3-61  
Screen, Safety, Vac Fan, 2-41  
Screen, Vacuum, 2-41  
Screw, Flt, Soc, M5 X 0.80 X 16, 10.9, 3-79  
Screw, Flt, Soc, M6 X 1.00 X 20, 10.9, 2-25  
Screw, Flt, Soc, M6 X 1.00 X 25, 10.9, 2-47  
Screw, Flt, Soc, M8 X 1.25 X 30, Ss, 3-79  
Screw, Hex, .25-20 X 0.38, G5, 2-55  
Screw, Hex, .25-20 X 0.50, G5, 3-5  
Screw, Hex, .38-16 X 0.88, G5, 3-73  
Screw, Hex, .50-13 X 3.00, 18-8, Ss, 2-49  
Screw, Hex, M10 X 1.5, 2-11  
Screw, Hex, M10 X 1.50 X 20, Ss, 2-33, 2-35  
Screw, Hex, M10 X 1.50 X 25, 8.8, 2-9  
Screw, Hex, M10 X 1.50 X 25, NI, Ss, 2-47  
Screw, Hex, M10 X 1.50 X 25, Ss, 2-31, 3-41  
Screw, Hex, M10 X 1.50 X 30, 8.8, 3-9  
Screw, Hex, M10 X 1.50 X 30, Ss, 2-49, 3-47  
Screw, Hex, M10 X 1.50 X 35, 10.9, 2-21  
Screw, Hex, M10 X 1.50 X 40, 8.8, 2-21  
Screw, Hex, M10 X 1.50 X 50, 8.8, 3-86  
Screw, Hex, M10 X 1.50 X 70, Ss, 2-47  
Screw, Hex, M10 X 1.50 X 80, 8.8, 3-73  
Screw, Hex, M10 X 1.50 X 90, 8.8, 3-9  
Screw, Hex, M12 X 1.75 X 180, 8.8, 2-25  
Screw, Hex, M12 X 1.75 X 30, Ss, 3-15  
Screw, Hex, M12 X 1.75 X 40, 10.9, 3-73  
Screw, Hex, M12 X 1.75 X 40, 8.8, 2-23, 2-25, 2-27  
Screw, Hex, M12 X 1.75 X 50, 8.8, 2-29  
Screw, Hex, M4 X 0.70 X 50, Ss, 4-3  
Screw, Hex, M5 X 0.80 X 10, Fmg, 2-29  
Screw, Hex, M5 X 0.80 X 12, Ss, 2-31, 2-55, 3-21, 3-63, 3-65, 3-88  
Screw, Hex, M5 X 0.80 X 16, Ss, 3-77  
Screw, Hex, M5 X 0.80 X 25, Ss, 3-69  
Screw, Hex, M6 X 1.00 X 10, Fmg, 2-27, 2-29  
Screw, Hex, M6 X 1.00 X 12, Fmg, 3-7  
Screw, Hex, M6 X 1.00 X 12, Ss, 3-17, 3-87  
Screw, Hex, M6 X 1.00 X 16, 2-31  
Screw, Hex, M6 X 1.00 X 16, 8.8, 2-15, 2-17  
Screw, Hex, M6 X 1.00 X 16, Fmg, 3-43  
Screw, Hex, M6 X 1.00 X 16, NI, Ss, 3-17, 3-43, 3-45, 3-47  
Screw, Hex, M6 X 1.00 X 16, Ss, 2-13, 2-15, 2-31, 2-33, 2-35, 2-53  
Screw, Hex, M6 X 1.00 X 16, Ss, Sems, 2-11, 2-31  
Screw, Hex, M6 X 1.00 X 20, 8.8, 3-69, 3-73  
Screw, Hex, M6 X 1.00 X 20, 9.8, Sems, 2-55, 3-27, 3-31, 3-39, 3-63, 3-77  
Screw, Hex, M6 X 1.00 X 20, NI, Ss, 3-55, 3-57  
Screw, Hex, M6 X 1.00 X 20, Ss, 2-7, 2-45, 3-43  
Screw, Hex, M6 X 1.00 X 25, 9.8, Sems, 3-39, 3-43  
Screw, Hex, M6 X 1.00 X 25, Ss, 2-31, 3-39, 3-41, 3-43, 3-59  
Screw, Hex, M6 X 1.00 X 30mm, Ss, 3-45  
Screw, Hex, M6 X 1.00 X 40, Ss, 2-55, 3-15, 3-29, 3-33, 3-77  
Screw, Hex, M6 X 1.00 X 55, Fl, Ss, 3-79  
Screw, Hex, M6 X 1.00 X 80, Ss, 2-47, 3-41  
Screw, Hex, M8 X 1.25 X 100, Ss, 3-15, 3-29, 3-33  
Screw, Hex, M8 X 1.25 X 120, Ss, 3-15  
Screw, Hex, M8 X 1.25 X 16, 8.8, 2-11, 2-33, 2-35  
Screw, Hex, M8 X 1.25 X 16, NI, Ss, 2-53, 3-9  
Screw, Hex, M8 X 1.25 X 16, Ss, 2-45, 3-17  
Screw, Hex, M8 X 1.25 X 20, 8.8, 2-9, 2-11  
Screw, Hex, M8 X 1.25 X 20, Fmg, 2-7  
Screw, Hex, M8 X 1.25 X 20, NI, Ss, 2-31, 2-37, 2-41, 3-9, 3-17, 3-61  
Screw, Hex, M8 X 1.25 X 20, Ss, 2-9, 2-13, 2-53, 2-55, 3-19, 3-43, 3-77  
Screw, Hex, M8 X 1.25 X 20, Ss (Large Battery), 3-79  
Screw, Hex, M8 X 1.25 X 20, Ss, Sems, 2-7, 2-11, 2-15, 2-17, 2-39, 2-41, 2-43, 2-45, 2-53, 2-55, 3-5, 3-11, 3-27, 3-31, 3-39, 3-41, 3-47, 3-63, 3-69  
Screw, Hex, M8 X 1.25 X 25, 9.8, Sems, 2-7, 3-29, 3-33, 3-69, 3-86

- Screw, Hex, M8 X 1.25 X 25, Ss, 2-9, 2-13, 2-27, 2-37, 2-41, 3-15, 3-19, 3-21, 3-29, 3-33, 3-39, 3-41, 3-47, 3-61, 3-63
- Screw, Hex, M8 X 1.25 X 25, Ss (Small Battery), 3-79
- Screw, Hex, M8 X 1.25 X 25, Ss, NI, 2-17, 2-41, 3-75
- Screw, Hex, M8 X 1.25 X 30, 8.8, 2-53
- Screw, Hex, M8 X 1.25 X 30, 9.8 Sems, 3-81, 3-83, 3-85
- Screw, Hex, M8 X 1.25 X 30, 9.8, Sems, 3-41, 3-43, 3-79
- Screw, Hex, M8 X 1.25 X 30, Ss, 2-7, 2-41, 3-15, 3-17, 3-19, 3-59, 3-61
- Screw, Hex, M8 X 1.25 X 35, 9.8, Sems, 2-9, 2-17
- Screw, Hex, M8 X 1.25 X 35, Fl, Ss, 2-7, 3-29, 3-33, 3-43
- Screw, Hex, M8 X 1.25 X 35, NI, Ss, 2-13, 2-41, 3-15
- Screw, Hex, M8 X 1.25 X 40, NI, Ss, 2-13
- Screw, Hex, M8 X 1.25 X 45, Ss, 2-11, 3-17
- Screw, Hex, M8 X 1.25 X 50, Fl, Ss, 3-39
- Screw, Hex, M8 X 1.25 X 50, Ss, 3-29, 3-33
- Screw, Hex, M8 X 1.25 X 60, Ss, 2-13
- Screw, Hex, M8 X 1.25 X 70, Ss, 3-43
- Screw, Hex, M8 X 1.25 X 80, Fl, Ss, 3-47
- Screw, Hex, M8 X 1.25 X 90, 8.8, 2-23
- Screw, Pan, M04 X 0.7 X 35, Ss, 2-3
- Screw, Pan, M04 X 0.7 X 35, Ss, 2-5
- Screw, Pan, M06 X 1.0 X 35, Ss, 2-3, 2-5
- Screw, Pan, M06 X 1.0 X 35, Ss, 2-5
- Screw, Pan, Phl, .31-18 X 1.00, G2, 2-17
- Screw, Pan, Phl, .31-18X1.00, G2, 2-19
- Screw, Pan, Phl, 06 X 0.50, Fmg/Ab, Blk, 2-15, 3-3
- Screw, Pan, Phl, 06-20 X 0.50, Fmg/Ab, 3-5, 3-39
- Screw, Pan, Phl, 08-16 X 1.13, F/ Plstc, 3-9
- Screw, Pan, Phl, 10-32 X 0.50, G2, Blk, 2-53
- Screw, Pan, Phl, 12-16 X 0.50, F/ Plstc, 2-41, 2-45, 3-87, 3-88
- Screw, Pan, Phl, M3 X 0.50 X 10, 4.8, 3-3, 3-39
- Screw, Pan, Phl, M3 X 0.50 X 6, 4.8, 2-55, 3-49
- Screw, Pan, Phl, M4 X 0.70 X 10, 4.8, 2-55, 3-23, 3-35, 3-49
- Screw, Pan, Phl, M4 X 0.70 X 10, Ss, 2-31, 3-39
- Screw, Pan, Phl, M4 X 0.70 X 16, 4.8, 3-39, 3-41, 3-77
- Screw, Pan, Phl, M4 X 0.70 X 16, Ss, 2-15, 3-11, 3-61
- Screw, Pan, Phl, M5 X 0.80 X 12, Ss, 3-63
- Screw, Pan, Phl, M5 X 0.80 X 16, 4.8, 3-5, 3-7
- Screw, Pan, Phl, M5 X 0.80 X 16, Blk, 2-33, 2-35, 2-37
- Screw, Pan, Phl, M5 X 0.80 X 16, Tcut,Ss, 4-3
- Screw, Pan, Phl, M5 X 0.80 X 20, 4.8, 2-53
- Screw, Pan, Phl, M5 X 0.80 X 20, Ss, 3-59
- Screw, Pan, Phl, M5 X 0.80 X 25, 4.8, 3-41
- Screw, Pan, Phl, M6 X 1.00 X 12, Blk, 2-15, 2-51
- Screw, Pan, Phl, M8 X 1.25 X 16, Blk, 2-37
- Screw, Set, M6 X 1.00 X 8, NI, 2-11
- Screw, Set, Soc, 08-32 X 0.25, NI, 2-31, 3-43
- Screw, Soc, M10 X 1.5 X 20, 12.9, 2-21
- Screw, Soc, M10 X 1.50 X 35, 12.9, 2-21
- Screw, Soc, M12 X 1.75 X 40, 12.9, 2-21
- Screw, Soc, M6 X 1.00 X 14, NI, 2-21
- Screw, Soc, M8 X 1.25 X 25, 12.9, 3-15
- Seal, Afmkt, Bulb, Dual, 01ft [F/.30gap], 2-53
- Seal, Afmkt, Bulb, Dual, 03ft [F/.30gap], 2-37, 2-45
- Seal, Afmkt, Bulb, Dual, 12ft [F/.30Gap], 2-41
- Seal, Axial, Transmission [199 Vs R], 2-21
- Seal, Door, Vac Fan, Rbr, 2-45
- Seal, Rbr, Clsd, 0.375, 5.0d 2.5h, 3-41
- Seat Kit, Deluxe, Ci [T17], 2-19
- Seat, Dlx, W/ Armrests & Seatbelt, 2-19
- Seat, Std [MilSCO], 2-17
- Sensor, Level, Liq, 14vdc 01a .62-11, 2-41, 3-59
- Sensor, Position [Hall], 4-4
- Sensor, Press, 3 Psi, 8-30vdc, 2-37
- Service Kit [T17], 1-1
- Shaft, 2-23
- Shaft Wldt, Brake, 2-23
- Shaft Wldt, Pivot, Front, 2-13
- Shaft, Drive, Brush, 2-31
- Shaft, Drive, Pre-Sweep, Lrg Brg, 3-43
- Shaft, Idler, Brush, Main, 3-45
- Shaft, Input, Transmission, 2-21
- Shaft, Steering, Mnl, 2-11
- Shaft, Steering, Power, Lower, 3-11
- Shaft, Steering, Power, Upper, 3-11
- Sheave, 07grv, 03.3pd 0.63b [Pj], 3-43
- Sheave, 07grv, 1.22pd 0.55b [Pj], 3-43
- Sheave, 09grv, 1.18pd 0.55b [Pj], 2-31
- Sheave, 09grv, 4.13pd 0.75b [Pj], 2-31
- Shield, Bumper, Sqge Cplg, 2-47
- Shield, Plug, Drive, 3-45
- Shoe Set, Brake [1pick=1pkg], 2-23
- Shroud, Front, Afmkt [T17], 2-9
- Shunt, 050mv 400a, 3-77
- Skirt Kit, Disk, Afmkt [T17], 2-27
- Skirt Kit, Hopper, Preswp, Afmkt [T17], 3-41
- Skirt, Neo, .06, 03.62w 28.12l 05/Sl, 3-41
- Skirt, Neo, .06, 04.88w 28.26l 05/Sl, 3-41
- Skirt, Neo, .19, 03.62w 28.12l 05/Sl, 3-41
- Skirt, Rbr, .12, 09.11w 16.61l, 05/Hole, 3-43, 3-45
- Skirt, Rbr, Front, 2-27
- Skirt, Rbr, Rear, 2-27
- Sleeve, Nyl, 1.63id 35.0l, 2-15
- Sleeve, P/m 0.32B 0.50D 0.3L [430Ss], 2-7
- Sleeve, P/M, 0.25b 0.38d 0.2l [430ss], 2-33, 2-35
- Sleeve, P/M, 0.25b 0.38d 0.8l, 3-15
- Sleeve, P/M, 0.32b 0.50d 0.3l [430ss], 3-29, 3-33
- Sleeve, P/M, 0.32b 0.50d 0.4l [430ss], 3-15
- Sleeve, P/M, 0.32b 0.50d 0.5l [430ss], 3-29, 3-33
- Sleeve, P/M, 0.32b 0.50d 0.9l [430ss], 2-13
- Sleeve, P/M, 0.32b 0.50d 1.3l [430ss], 2-13
- Sleeve, P/M, 0.32b 0.50d 3.03l, 3-15
- Sleeve, P/M, 0.34b 0.63d 0.4l, Ss / Oil, 2-41
- Sleeve, P/M, 0.34b 0.63d 0.6l, Bnz, 3-17
- Sleeve, P/M, 0.34b 0.63d 1.2l, Bnz, 3-17
- Sleeve, P/M, 0.50b 0.87d 0.6l [430ss], 2-25
- Sleeve, P/M, Flng, 0.33b 0.75/0.50d 0.8l, 2-41
- Sleeve, P/M, Flng, 0.50b 1.25/0.75d 0.4l, 2-25
- Sleeve, Vyl, Flex, .23ld, 3-5
- Spacer, Arm, Brush, 3-45
- Spacer, Blade, 3-17
- Spacer, Brg, 2-31, 3-43
- Spacer, Brg, Transmission, 2-21
- Spacer, Rnd, .38b .88d .38l, 2-17, 2-19
- Spring, 2-23
- Spring Assy, Replmt, Afmkt [T12], 3-15
- Spring, Cmpr, 0.37id X Flat Wir, 1.0l, 3-29, 3-33
- Spring, Cmpr, 0.98od .14wir 02.00l, Ss, 2-51
- Spring, Cmpr, 1.25od Flat Wir 02.5l, 2-25
- Spring, Compr, .98od 2.5l, 3-29, 3-33
- Spring, Extn, 0.35od 0.05wir 02.8l, 4-4
- Spring, Extn, 0.62od 0.08wir 03.0l, 3-29, 3-33
- Spring, Extn, 0.75od 0.10wir 03.0l, 2-33, 2-35
- Spring, Extn, 1.68od 0.20wir 07.5l, 2-49, 3-15
- Spring, Tens, .75Od X .08S 7.0L, 2-13
- Spring, Tensioner, Transmission, 2-21
- Spring, Tors, .54d .09wir, 2-13
- Spring, Torsion, Hose Reel, 3-69
- Spring, Wir, 0.16d, Brush Retaining, 2-3, 2-5
- Sprocket Kit, 0.75B, Afmkt [T12], 2-11
- Sprocket Kit, 1.12B, Afmkt [T12], 2-11
- Sprocket Wldt, Output, Transmission, 2-21
- Sprocket, Dbl, 2-21
- Sprocket, Steering, 0.75b, 2-11
- Sprocket, Steering, 1.12b, 2-11
- Squeegee Assy, Sba, Afmkt [T17], 3-17
- Squeegee Frame Assy, 2-51

## CROSS REFERENCE

Squeegee Kit, Ci [T17], 2-51  
Squeegee Kit, Rear\_Side, Linatex [T17], 1-1  
Squeegee Kit, Rear\_Side, Urethane [T17], 1-1  
Squeegee Kit, Side, Lh, 2-35  
Squeegee Kit, Side, Rh, 2-33  
Squeegee, Hand, 3-71  
Stand-Off, Circuitboard [0.25"], 2-55, 3-23, 3-35, 3-49  
Stand-Off, Wir, 0.25, Insulator, Panel, 2-55  
Strainer, Soltn, 20mesh, Cyl, 3.5d 09.5l, 3-59  
Strap Wldt, 2-51  
Strap, Static, W/Grommet, .19 1.1w 25.0l, 2-7  
Support, Valve, Drain, 3-75  
Switch, Ignition [Merit GmbH], 2-15  
Switch, Limit, N.C. [Cpi, Spst, 280 Mp], 3-79  
Switch, Press, 25 Psi, Pm02, 3-63  
Switch, Rocker [Mom,Off,Mom, Dual Led], 3-49  
Switch, Rocker [Mom,Off,Mom, Dual Led] (Only on Severe Environment Group), 3-61  
Switch, Rocker, Dpdt, On / None / On, 2-15, 3-69  
Switch, Rocker, Dpst, On / None / On, 3-23, 3-35  
Switch, Rocker, Prgrsv, 3-3, 3-5, 3-7, 3-49  
Switch, Rocker, Spst, Mom, 4-3  
Switch, Safety, Shutoff, 2-15  
Switch, Seat, No [Delta 6440-04], 2-17  
Switch, Snap, 15a Nc, 2-13

### T

Tank Kit, Detergent, Afmkt [T17], 3-61  
Tank Kit, Detergent, Tj Afmkt [T17] (Japan Only), 3-61  
Tank, Rec, Afmkt [T17], 2-41  
Tank, Soltn, Afmkt [T17], 2-37  
Teal Blue S/G  
  Enamel12.8oz[lcm101-70266], 1-1  
Tensioner, Chain, Dbl, 2-21  
Tie, Cable, 11.3l, 2.75d Max, 2-15, 2-39, 2-55, 3-23, 3-77  
Tie, Cable, Nyl, 07.3l .19w 1.8 Max D, 3-5  
Tie, Cable, Nyl, 11.0l, .14w, 3.0 Max. D, 2-45, 3-7, 3-21, 3-61, 3-69, 4-3  
Tie, Cable, Nyl, 11.4l .19w 3.0 Max D, 3-5  
Tie, Cable, Nyl, 29.8l .30w 9.0 Max D, 3-23  
Tire Assy, Front, Opt, White [T17] (Optional), 2-21  
Tire Assy, Rear, High Traction (1) [T17] (Option), 2-23  
Tire Assy, Rear, Std (1) [T17], 2-23  
Tire, Assy, Front, Std, Red [T17], 2-21  
Tire, Solid, 15.0 X 5.0 [Hi-Traction], 2-23  
Tire, Solid, 15.0 X 5.0, Poly, Std, 2-23  
Tool, Installation, Belt, 1-1, 2-31

Track, Slide, Seat Adj, 12.5l, 2-17, 2-19  
Track, Slide, Seat Adj, 12.5l, W/Latch, 2-17, 2-19  
Transmission Assy, Str, Afmkt [T17], 2-21  
Tray Kit, Debris, Cyl, Afmkt [T17], 2-29  
Tray Wldt, Ro Battery, [T17], 3-79  
Tray, Debris, Tank, 2-41  
Tray, Vac Wand, 3-71  
Tread, Non-Skid-Step, 3.75W 8.5L, Sba, 2-7  
Tread, Non-Skid-Step, 5.5w 13.8l, 2-7  
Tread, Non-Skid-Step, 6.3w 12.8l, Sba, 3-19  
Tube Assy, 34.2l, 2-37  
Tube Wldt, Arm, Brush, Side, 3-47  
Tube Wldt, Front, 3-9  
Tube Wldt, Guard, Lh, Front, 3-9  
Tube Wldt, Ohg, Lh, 3-9  
Tube Wldt, Ohg, Rh, 3-9  
Tube, 0.38id 0.50od 02.2l, Stil, Pl, 3-41  
Tube, 0.74id 1.24od 0.47l, Pyu, 2-21  
Tube, Column, Steering, 2-11  
Tube, Guard, 3-73  
Tube, Ohg, Middle, Rear, 3-9

### V

Vac Fan Kit, W/Seal [T17], 3-41  
Vac Wand Kit, Ci [T17], 3-71  
Valve Kit, Check, Es [T17], 3-59  
Valve Kit, Pump, 4-5  
Valve, Ball, Drain, 2.00id, Rh, 3-75  
Valve, Check, 0005psi Bm06/Bm06, 3-63  
Valve, Check, Pump, Water, 3-59  
Valve, Water, Solenoid - 36v, 2-27, 2-29  
Valve, Water, Solenoid, 36vdc 6.0mm Pf04, 3-65  
Valve, Water, Solenoid, 36vdc Bm12/Bm12, 3-21  
Valve, Water, Solenoid, 36vdc Pf08/Pf08, 3-55, 3-57

### W

Washer Flat, 0.50, Sae, 2-23  
Washer, 1.02 Od, .62 Id, Urethane, 2-49  
Washer, Flat, 0.16b 0.38d .05, Pl, 06, 3-41  
Washer, Flat, 0.17b 0.31d .03, Nyl, 2-55, 3-23, 3-35, 3-49  
Washer, Flat, 0.19b 0.44d .05, Pl, 08, 3-39  
Washer, Flat, 0.21b 0.45d .03, Ss, 3-88  
Washer, Flat, 0.25, Fendr, 3-41  
Washer, Flat, 0.25, Sae, 2-15, 2-17, 2-21, 2-55, 3-5, 3-73, 3-77, 3-88  
Washer, Flat, 0.25, Sae, Blk, 2-15  
Washer, Flat, 0.25, Std, 2-53, 3-7, 3-21, 3-61, 3-63  
Washer, Flat, 0.25b 0.56d .05, Pl, 10, 3-5, 3-7

Washer, Flat, 0.27b 0.69d .05, Ss, 2-7, 2-15, 2-27, 2-31, 2-33, 2-35, 2-47, 2-51, 3-15, 3-17, 3-29, 3-33, 3-39, 3-41, 3-43, 3-47, 3-55, 3-57, 3-77, 3-79, 3-87  
Washer, Flat, 0.28b 1.00d .06, Stil, 2-45  
Washer, Flat, 0.28b 1.00d .06, Stil, Blk, 3-43, 3-45, 3-71  
Washer, Flat, 0.31, Sae, 2-9, 2-15, 3-9, 3-79  
Washer, Flat, 0.31, Std, 2-9, 2-11, 2-23, 2-53, 3-41, 3-43  
Washer, Flat, 0.32b 1.00d .12, Ss, 2-9, 2-17, 2-31, 2-37, 2-41, 2-53, 3-9, 3-15, 3-17, 3-19, 3-29, 3-33, 3-39, 3-45, 3-47, 3-61  
Washer, Flat, 0.33b 1.38d .08, Ss, 3-15  
Washer, Flat, 0.34b 1.25d .11, Ss, 2-13  
Washer, Flat, 0.34b 1.50d .12, Stil, Pl, 2-41, 3-29, 3-33  
Washer, Flat, 0.38, Sae, 2-9, 2-11, 2-13  
Washer, Flat, 0.38, Std, 2-9, 2-21, 2-45, 3-73, 3-86  
Washer, Flat, 0.38b 0.88d .08, Ss, 2-7, 2-13, 2-17, 2-19, 2-27, 2-41, 2-43, 3-9, 3-17, 3-29, 3-33, 3-41, 3-47, 3-55, 3-57, 3-59, 3-75, 3-79  
Washer, Flat, 0.40b 1.12d .12, Ss, 2-47  
Washer, Flat, 0.44b 1.00d .08, Ss, 2-27, 2-31, 2-33, 2-35, 2-47, 2-49, 2-51, 3-9, 3-15, 3-17, 3-39, 3-41, 3-43, 3-47  
Washer, Flat, 0.48b 2.50d .12, Ss, 3-15  
Washer, Flat, 0.50b 1.25d 0.8, Stil, Pl, 2-25, 2-29  
Washer, Flat, 0.51b 1.25d .06, Ss, 3-73  
Washer, Flat, 0.53b 1.50d .19, Stil, 2-25  
Washer, Flat, 0.5b 1.5d .12, Stil, Pl, 2-27  
Washer, Flat, 0.60b 1.31d .10, Ss, 2-49  
Washer, Flat, 0.62, Sae, 2-49  
Washer, Flat, 0.66b 1.00d .12, Rbr, 3-55, 3-57  
Washer, Flat, 0.66b 2.50d .19, Ss, 3-27, 3-31, 3-47  
Washer, Flat, 08, Ss, 4-3  
Washer, Flat, 1.00, Sae, 2-23  
Washer, Flat, 1.02b 1.75d .12, Stil, 3-69  
Washer, Flat, 10, Ss, 2-15, 2-55, 3-11, 3-59, 3-61, 3-63, 3-65, 3-69, 3-77  
Washer, Flat, Belleville, .25, 2-31, 3-43, 3-45  
Washer, Flat, Belleville, .31, 2-27, 2-31, 3-17, 3-43  
Washer, Flat, M12, 2-21  
Washer, Flt, .25 Ss, 2-3, 2-5  
Washer, Flt, #08 Ss, 2-3, 2-5  
Washer, Large, Transmission, 2-21  
Washer, Lock, Int-Ext, 0.31, 2-7, 2-15  
Washer, Lock, Int-Ext, 0.50, 2-29  
Washer, Lock, Int, 0.25, Ss, 2-15, 2-55  
Washer, Lock, Int, 0.31, 2-15  
Washer, Lock, Int, 10, Ss, 2-55, 3-77  
Washer, Retainer, Spring, 3-69



Washer, Sealing, 0.28b 0.75d Ss, Neo,  
3-59  
Washer, Thrust, 0.61b 1.25d .06, Fgl, 2-33,  
2-35  
Washer, Thrust, 0.66b 1.25d 0.06w, 2-49  
Washer, Thrust, 0.79b 1.42d 0.06[Garlok],  
2-11, 2-33, 2-35  
Washer, Thrust, 50.0b 110.0d 0.79w, 3-69  
Washer, Thrust, Plstc 1.02b 1.38d, 3-69  
Washer, Wavy, 1.20b 1.54d .13, 2-49  
Weight, Counter, Casting, 250Lb, 3-86  
Wheel Assy, Drive, Ac, W/O Brake, 2-21  
Wheel Assy, Drive, Ac, W/O Brake, White  
(Optional), 2-21  
Wheel Bearing Kit, Rear, Afmkt [T17], 2-23  
Wheel, 01.6d 0.72w 0.21b, 3-29, 3-33  
Wheel, 03.0d 1.38w 0.50b, 2-49  
Wheel, 04.0d 0.89w 0.64b, 2-51, 3-17,  
3-19  
Wheel, 05.0d 2.00w 0.75b, Gray, W/ Bshg,  
2-7, 3-86  
Wheel, Steering, 14.4d, 2-11  
Wire, Tie [W/.25" Fir Tree Clip], 2-29, 3-15,  
3-23, 3-39, 3-49, 3-61

